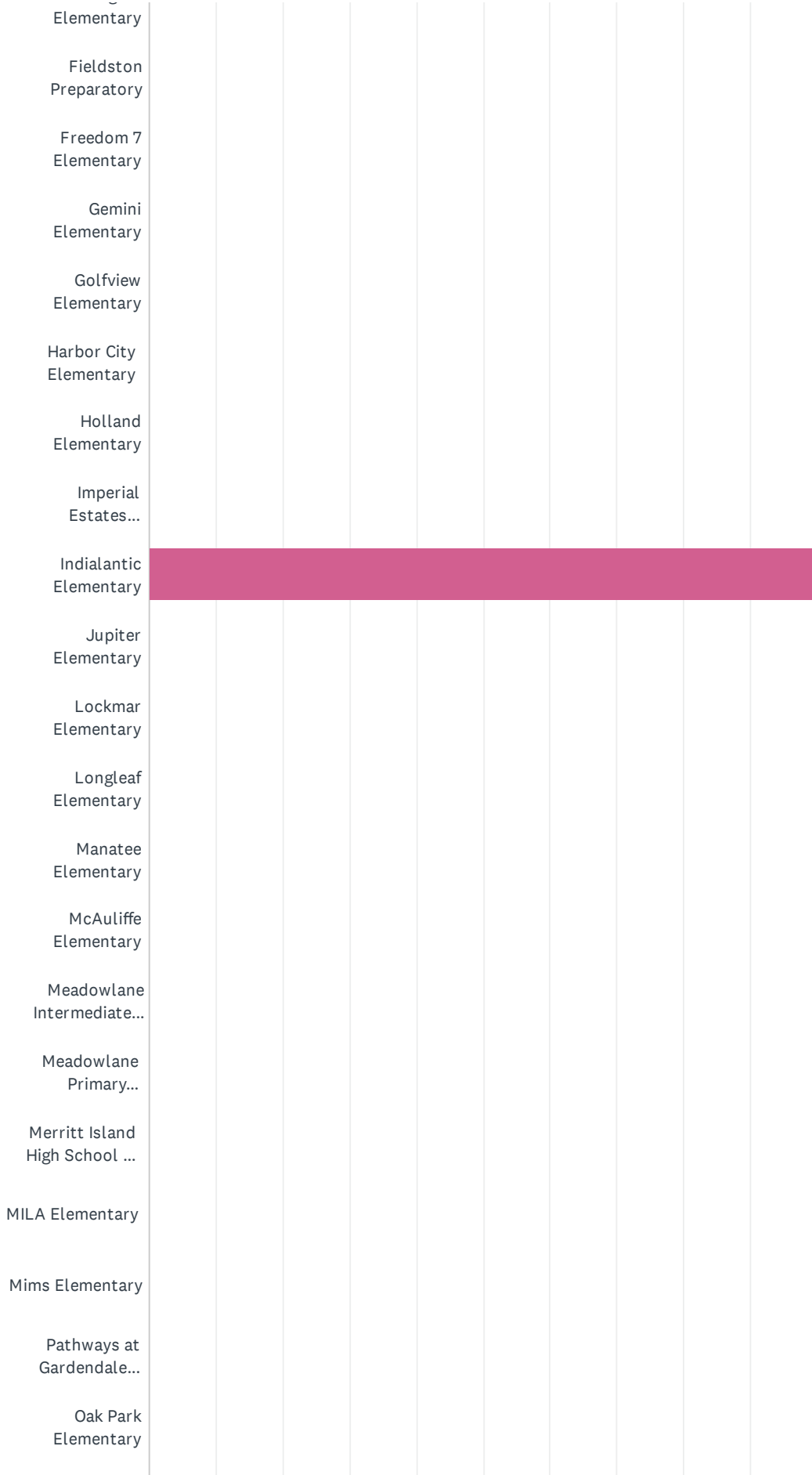


Q1 What school does your child attend?

Answered: 361 Skipped: 0



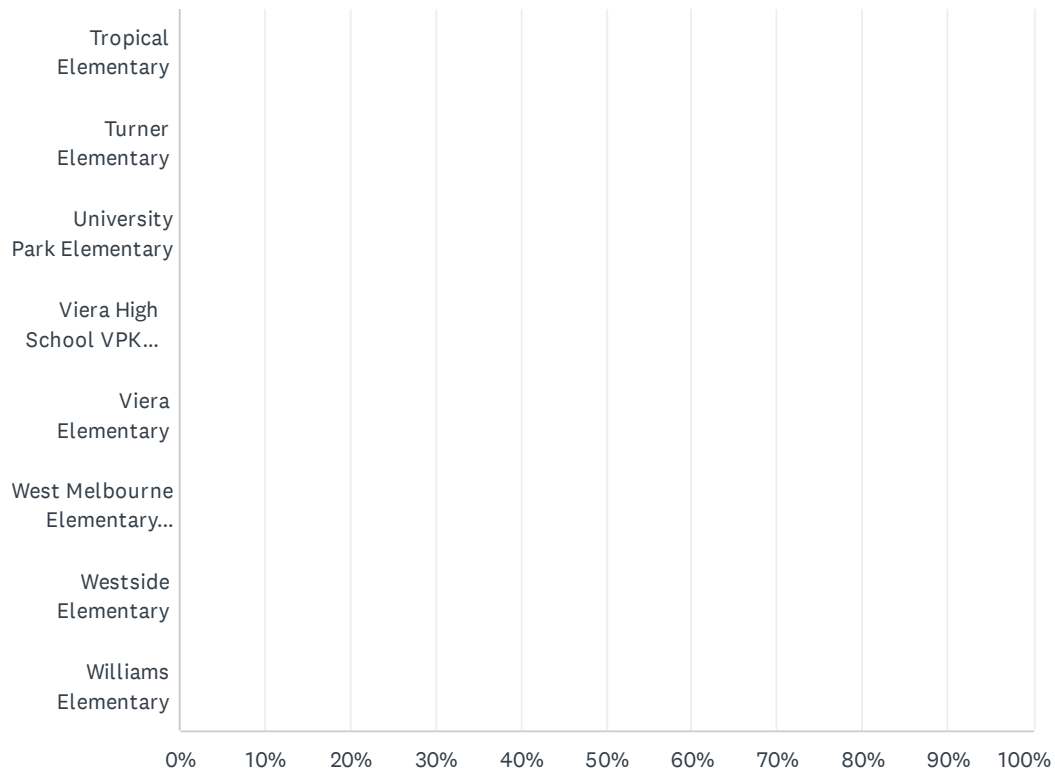
Brevard Public Schools Elementary Parent Survey 2021-2022



Brevard Public Schools Elementary Parent Survey 2021-2022

Ocean Breeze Elementary									
Palm Bay Elementary									
Palm Bay High School VPK...									
Pinewood Elementary									
Port Malabar Elementary									
Quest Elementary...									
Riverdale Country Day...									
Riviera Elementary									
Roosevelt Elementary									
Sabal Elementary									
Satellite High School VPK...									
Saturn Elementary									
Sea Park Elementary									
Sherwood Elementary									
Pathways at Pine Grove...									
South Area Head Start									
South Lake Elementary									
Stevenson Elementary									
Sunrise Elementary									
Suntree Elementary									
Surfside Elementary									

Brevard Public Schools Elementary Parent Survey 2021-2022



Brevard Public Schools Elementary Parent Survey 2021-2022

ANSWER CHOICES	RESPONSES	
Allen, Roy Elementary	0.00%	0
Andersen Elementary	0.00%	0
Apollo Elementary	0.00%	0
Atlantis Elementary	0.00%	0
Audubon Elementary	0.00%	0
Brevard Virtual Instruction Program (BVIP)	0.00%	0
Cambridge Elementary Magnet	0.00%	0
Cape View Elementary	0.00%	0
Carroll, Lewis Elementary	0.00%	0
Challenger 7 Elementary	0.00%	0
Columbia Elementary	0.00%	0
Coquina Elementary	0.00%	0
Dr W. J. Creel Elementary	0.00%	0
Croton Elementary	0.00%	0
Discovery Elementary	0.00%	0
Endeavour Elementary	0.00%	0
Eau Gallie High School VPK program	0.00%	0
Enterprise Elementary	0.00%	0
Fairglen Elementary	0.00%	0
Fieldston Preparatory	0.00%	0
Freedom 7 Elementary	0.00%	0
Gemini Elementary	0.00%	0
Golfview Elementary	0.00%	0
Harbor City Elementary	0.00%	0
Holland Elementary	0.00%	0
Imperial Estates Elementary	0.00%	0
Indialantic Elementary	100.00%	361
Jupiter Elementary	0.00%	0
Lockmar Elementary	0.00%	0
Longleaf Elementary	0.00%	0
Manatee Elementary	0.00%	0
McAuliffe Elementary	0.00%	0

Brevard Public Schools Elementary Parent Survey 2021-2022

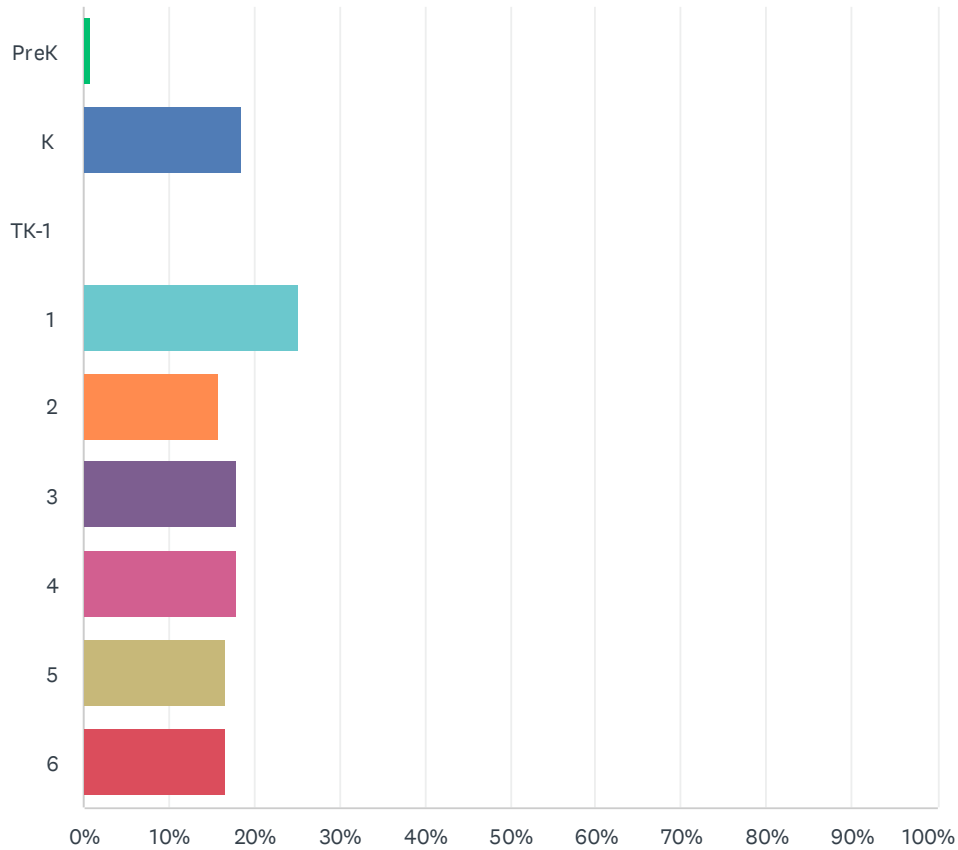
Meadowlane Intermediate Elementary	0.00%	0
Meadowlane Primary Elementary	0.00%	0
Merritt Island High School VPK program	0.00%	0
MILA Elementary	0.00%	0
Mims Elementary	0.00%	0
Pathways at Gardendale (North/Central Area Alternative Center)	0.00%	0
Oak Park Elementary	0.00%	0
Ocean Breeze Elementary	0.00%	0
Palm Bay Elementary	0.00%	0
Palm Bay High School VPK program	0.00%	0
Pinewood Elementary	0.00%	0
Port Malabar Elementary	0.00%	0
Quest Elementary School	0.00%	0
Riverdale Country Day School	0.00%	0
Riviera Elementary	0.00%	0
Roosevelt Elementary	0.00%	0
Sabal Elementary	0.00%	0
Satellite High School VPK program	0.00%	0
Saturn Elementary	0.00%	0
Sea Park Elementary	0.00%	0
Sherwood Elementary	0.00%	0
Pathways at Pine Grove (South Area Alternative Center)	0.00%	0
South Area Head Start	0.00%	0
South Lake Elementary	0.00%	0
Stevenson Elementary	0.00%	0
Sunrise Elementary	0.00%	0
Suntree Elementary	0.00%	0
Surfside Elementary	0.00%	0
Tropical Elementary	0.00%	0
Turner Elementary	0.00%	0
University Park Elementary	0.00%	0
Viera High School VPK program	0.00%	0
Viera Elementary	0.00%	0
West Melbourne Elementary School for Science	0.00%	0

Brevard Public Schools Elementary Parent Survey 2021-2022

Westside Elementary	0.00%	0
Williams Elementary	0.00%	0
TOTAL		361

Q2 What is your child's current grade level?

Answered: 361 Skipped: 0

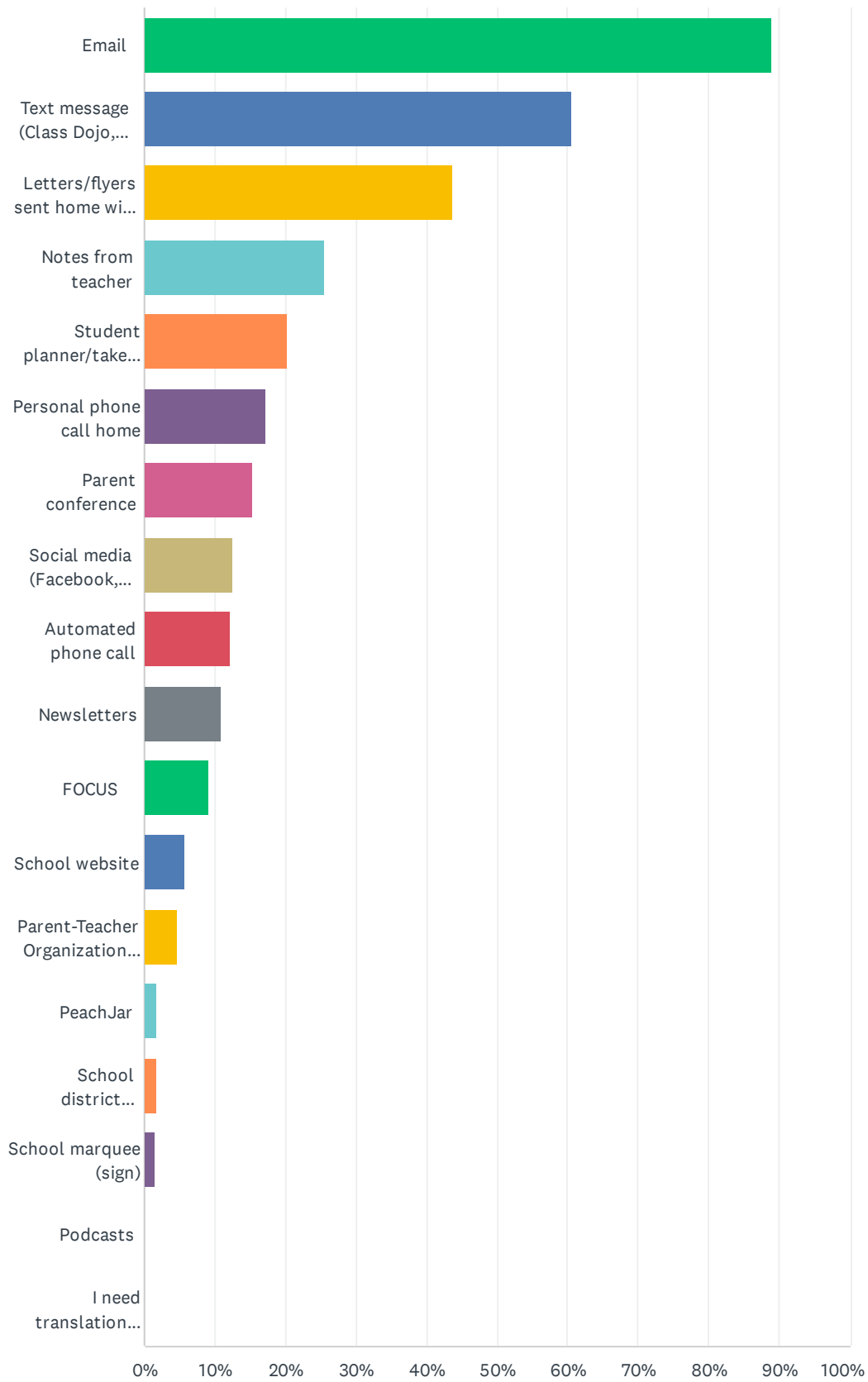


ANSWER CHOICES	RESPONSES	
PreK	0.83%	3
K	18.56%	67
TK-1	0.00%	0
1	25.21%	91
2	15.79%	57
3	18.01%	65
4	18.01%	65
5	16.62%	60
6	16.62%	60
Total Respondents: 361		

Q3 What is the best way for us to get you important information regarding school events and/or your child's progress? (check all that apply)

Answered: 360 Skipped: 1

Brevard Public Schools Elementary Parent Survey 2021-2022

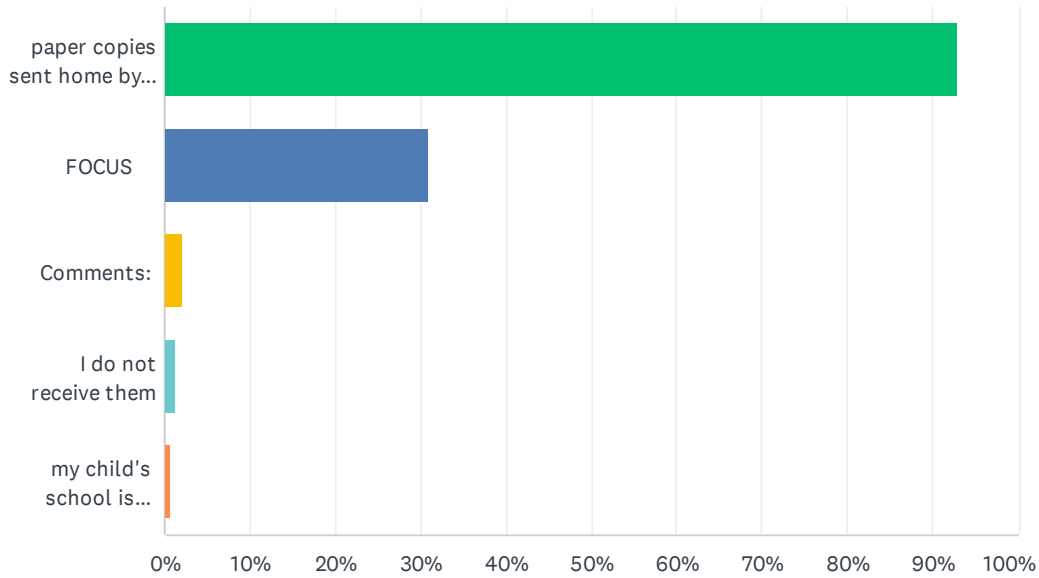


Brevard Public Schools Elementary Parent Survey 2021-2022

ANSWER CHOICES	RESPONSES	
Email	88.89%	320
Text message (Class Dojo, Remind)	60.56%	218
Letters/flyers sent home with students	43.61%	157
Notes from teacher	25.56%	92
Student planner/take-home folder	20.28%	73
Personal phone call home	17.22%	62
Parent conference	15.28%	55
Social media (Facebook, Twitter)	12.50%	45
Automated phone call	12.22%	44
Newsletters	10.83%	39
FOCUS	9.17%	33
School website	5.83%	21
Parent-Teacher Organization (PTO/PTA)	4.72%	17
PeachJar	1.67%	6
School district website	1.67%	6
School marquee (sign)	1.39%	5
Podcasts	0.00%	0
I need translation assistance	0.00%	0
Total Respondents: 360		

Q4 How do you receive interim reports and report cards?

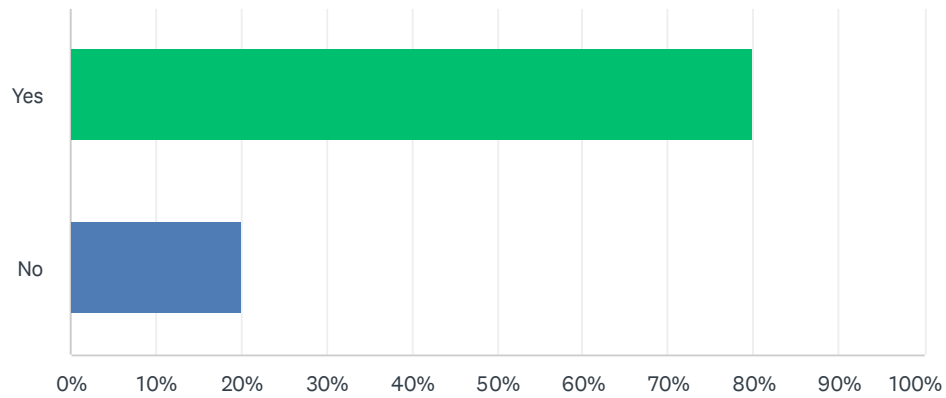
Answered: 339 Skipped: 22



ANSWER CHOICES	RESPONSES	
paper copies sent home by the school	92.92%	315
FOCUS	30.97%	105
Comments:	2.06%	7
I do not receive them	1.18%	4
my child's school is paperless	0.59%	2
Total Respondents: 339		

Q5 Do you feel welcome at your child's school?

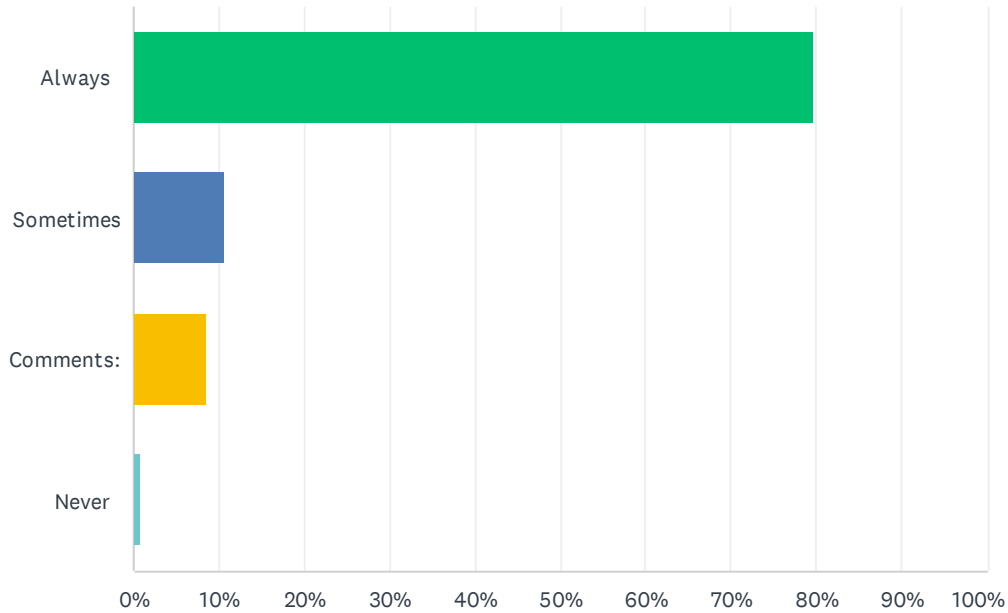
Answered: 333 Skipped: 28



ANSWER CHOICES	RESPONSES	
Yes	79.88%	266
No	20.12%	67
TOTAL		333

Q6 The office staff at my school is polite and is helpful in answering my questions or concerns.

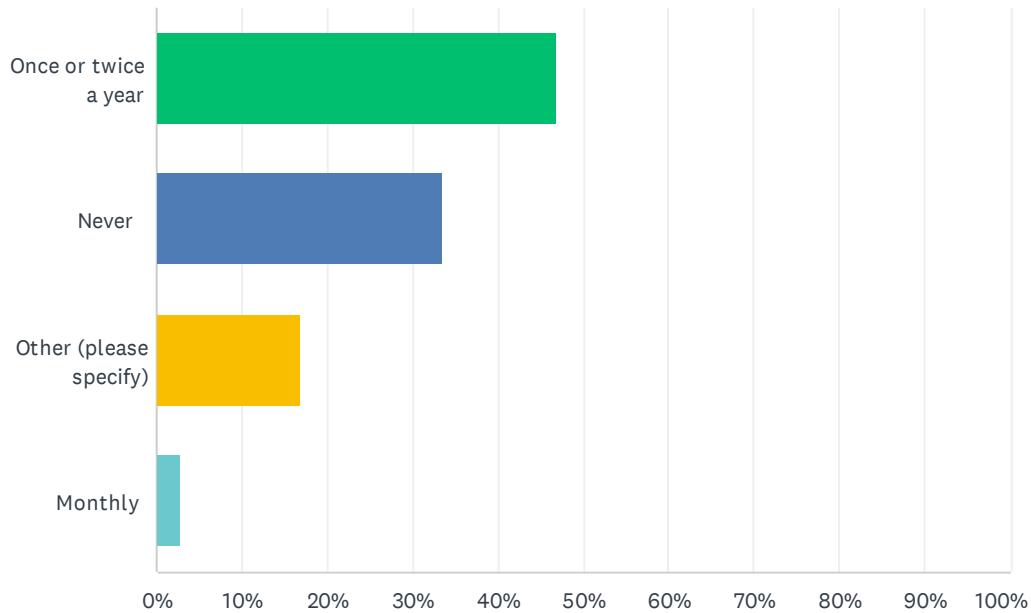
Answered: 337 Skipped: 24



ANSWER CHOICES	RESPONSES	
Always	79.82%	269
Sometimes	10.68%	36
Comments:	8.61%	29
Never	0.89%	3
TOTAL		337

Q7 Following this year's health and safety protocols, how often did you attend a parent meeting or event at your child's school that supported your child's academic success?

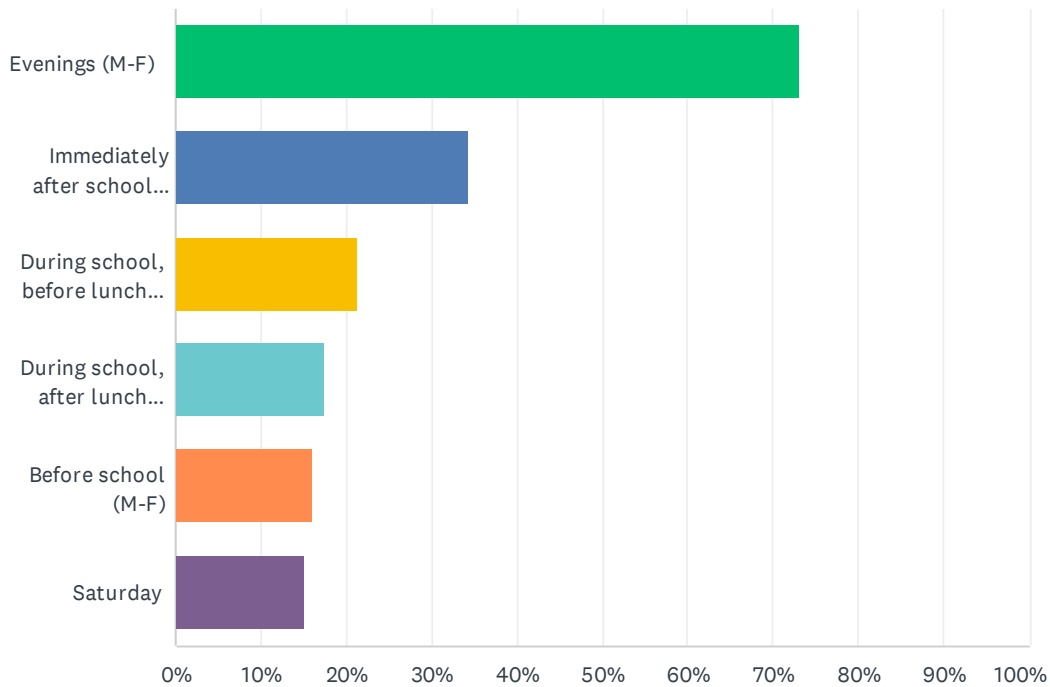
Answered: 337 Skipped: 24



ANSWER CHOICES	RESPONSES	
Once or twice a year	46.88%	158
Never	33.53%	113
Other (please specify)	16.91%	57
Monthly	2.67%	9
TOTAL		337

Q8 When is the best time for you to attend a school event for families?

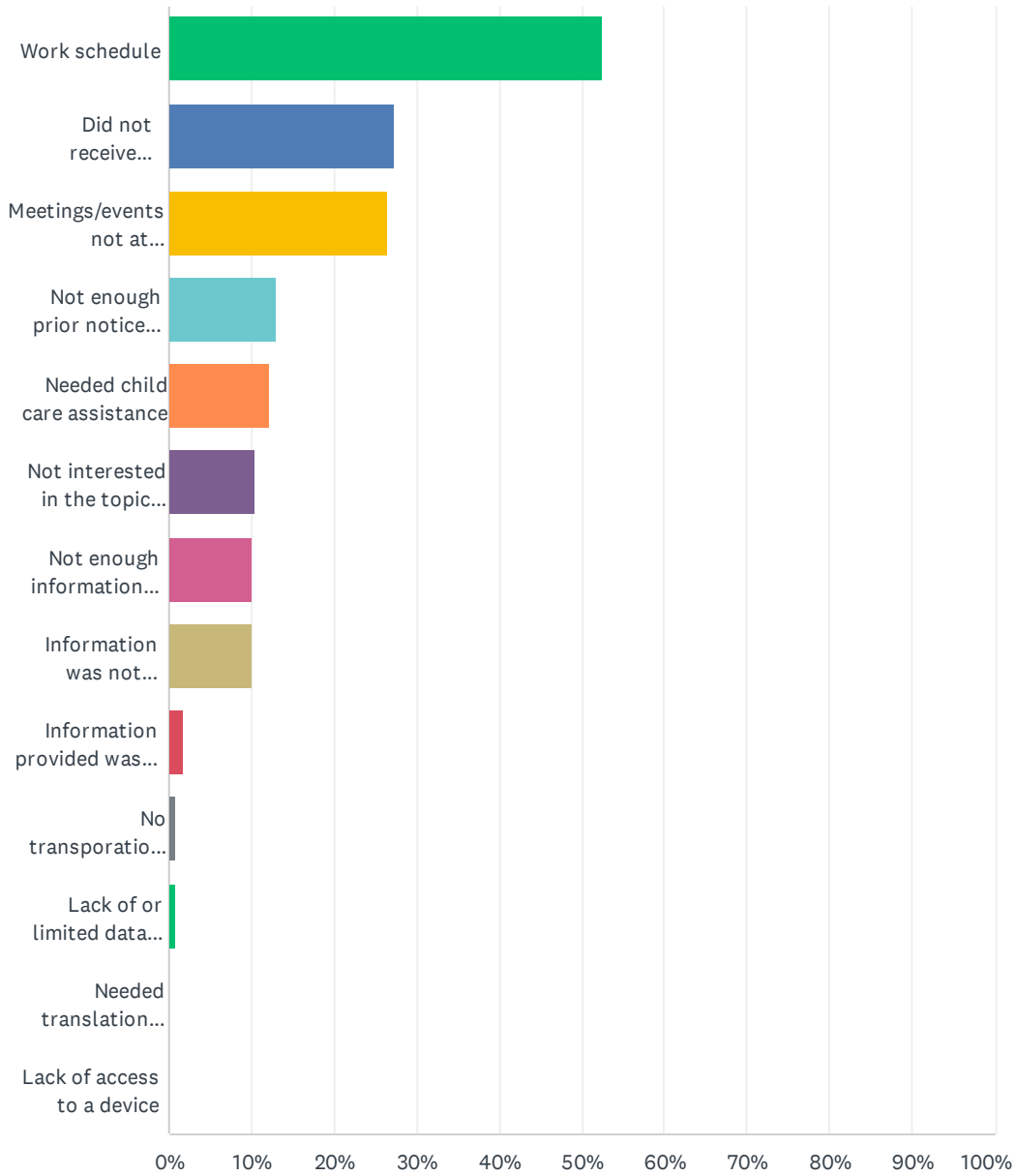
Answered: 336 Skipped: 25



ANSWER CHOICES	RESPONSES	
Evenings (M-F)	73.21%	246
Immediately after school (M-F)	34.23%	115
During school, before lunch (M-F)	21.43%	72
During school, after lunch (M-F)	17.56%	59
Before school (M-F)	16.07%	54
Saturday	15.18%	51
Total Respondents: 336		

Q9 If you were unable to attend informational meetings or academic events, please share why. (Check all that apply)

Answered: 231 Skipped: 130

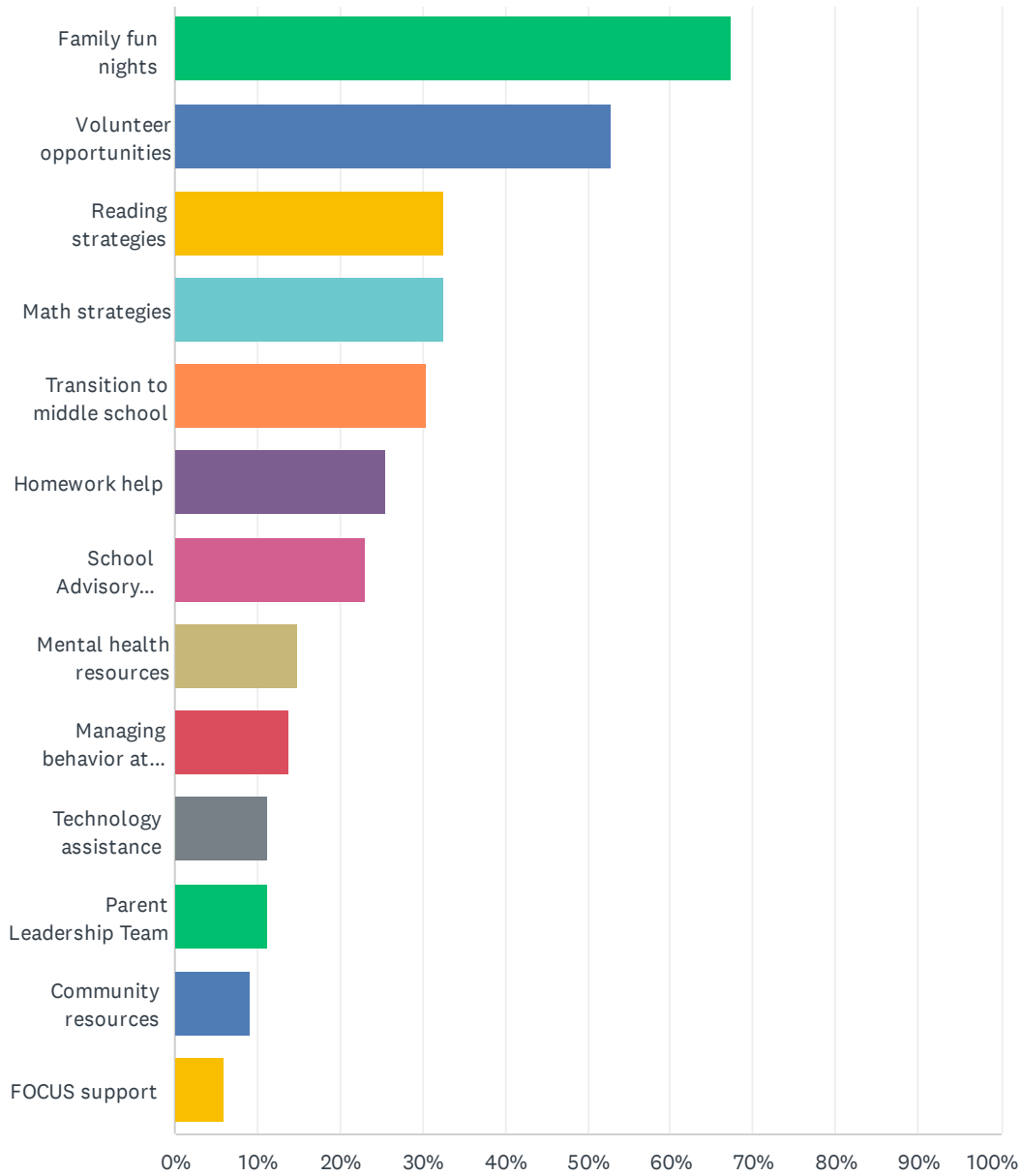


Brevard Public Schools Elementary Parent Survey 2021-2022

ANSWER CHOICES	RESPONSES	
Work schedule	52.38%	121
Did not receive information about meetings/events	27.27%	63
Meetings/events not at convenient times	26.41%	61
Not enough prior notice provided	12.99%	30
Needed child care assistance	12.12%	28
Not interested in the topics presented	10.39%	24
Not enough information provided	9.96%	23
Information was not relevant to me/my child	9.96%	23
Information provided was difficult to understand	1.73%	4
No transportation to get to meetings/events	0.87%	2
Lack of or limited data plan	0.87%	2
Needed translation services	0.00%	0
Lack of access to a device	0.00%	0
Total Respondents: 231		

Q10 Which of the following informational meetings and activities would you participate in or attend?

Answered: 282 Skipped: 79



Brevard Public Schools Elementary Parent Survey 2021-2022

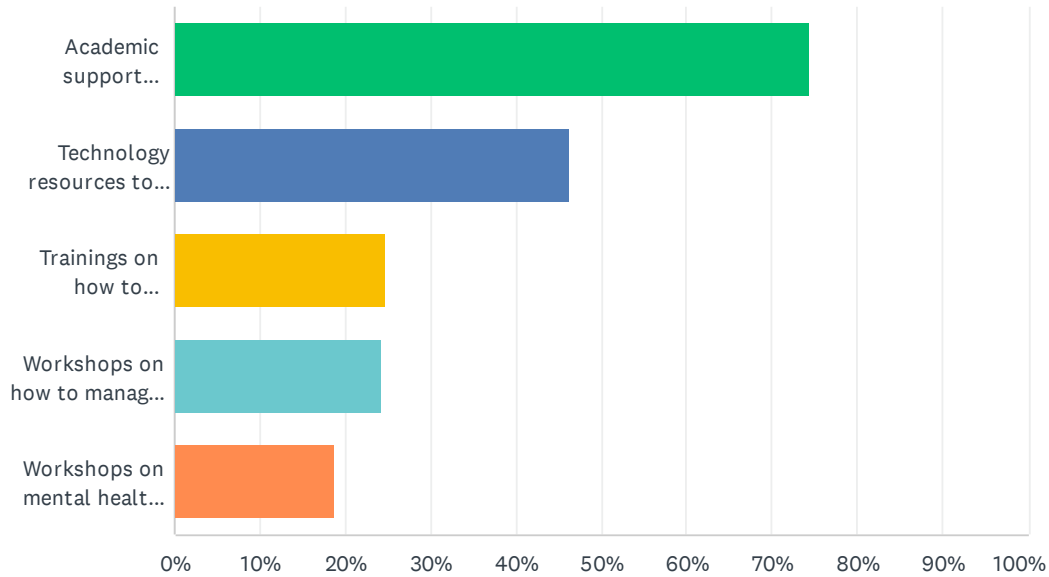
ANSWER CHOICES	RESPONSES	
Family fun nights	67.38%	190
Volunteer opportunities	52.84%	149
Reading strategies	32.62%	92
Math strategies	32.62%	92
Transition to middle school	30.50%	86
Homework help	25.53%	72
School Advisory Council (SAC) or Parent-Teacher Organization (PTO/PTA)	23.05%	65
Mental health resources	14.89%	42
Managing behavior at home	13.83%	39
Technology assistance	11.35%	32
Parent Leadership Team	11.35%	32
Community resources	9.22%	26
FOCUS support	6.03%	17
Total Respondents: 282		

Q11 In what ways can family engagement be strengthened at your child's school?

Answered: 144 Skipped: 217

Q12 What types of family engagement resources would you use if they were provided at your school?

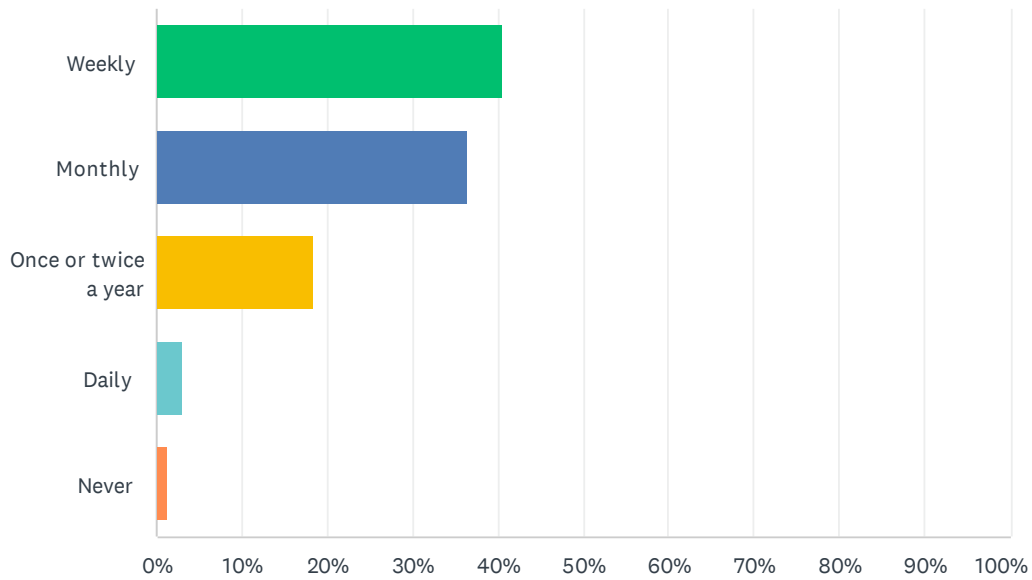
Answered: 223 Skipped: 138



ANSWER CHOICES	RESPONSES	
Academic support materials for families to use at home	74.44%	166
Technology resources to support learning at home	46.19%	103
Trainings on how to participate in school decision-making committees	24.66%	55
Workshops on how to manage behaviors at home	24.22%	54
Workshops on mental health resources	18.83%	42
Total Respondents: 223		

Q13 How often do you communicate with your child's teachers?

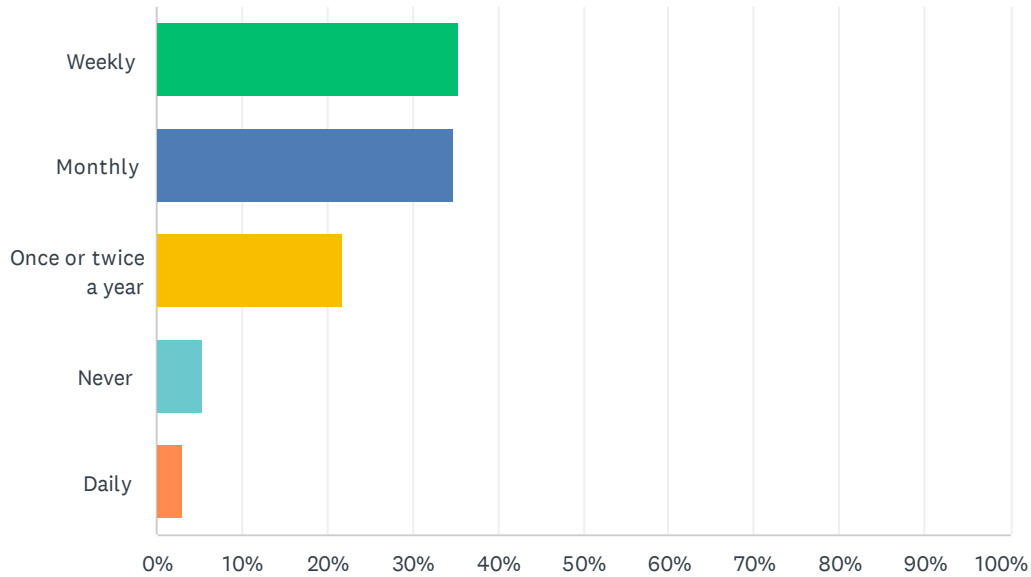
Answered: 293 Skipped: 68



ANSWER CHOICES	RESPONSES	
Weekly	40.61%	119
Monthly	36.52%	107
Once or twice a year	18.43%	54
Daily	3.07%	9
Never	1.37%	4
TOTAL		293

Q14 How often does your child's teacher communicate with you about your child's progress?

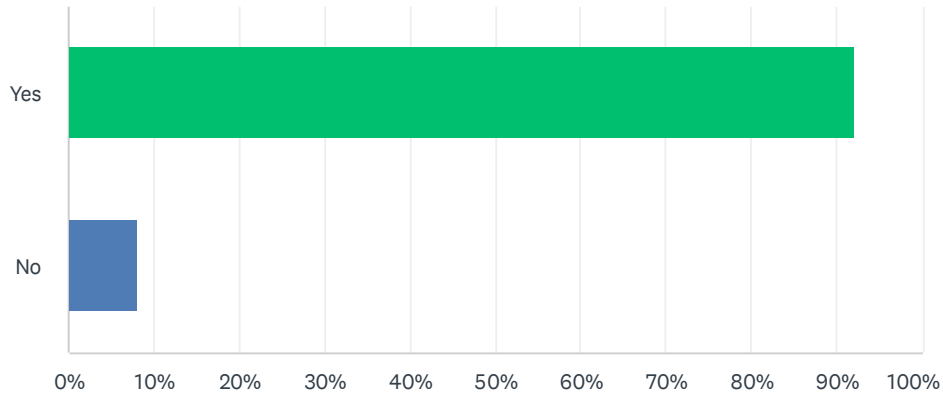
Answered: 277 Skipped: 84



ANSWER CHOICES	RESPONSES	
Weekly	35.38%	98
Monthly	34.66%	96
Once or twice a year	21.66%	60
Never	5.42%	15
Daily	2.89%	8
TOTAL		277

Q15 Are you satisfied with the relationship and communication you currently have with your child's principal?

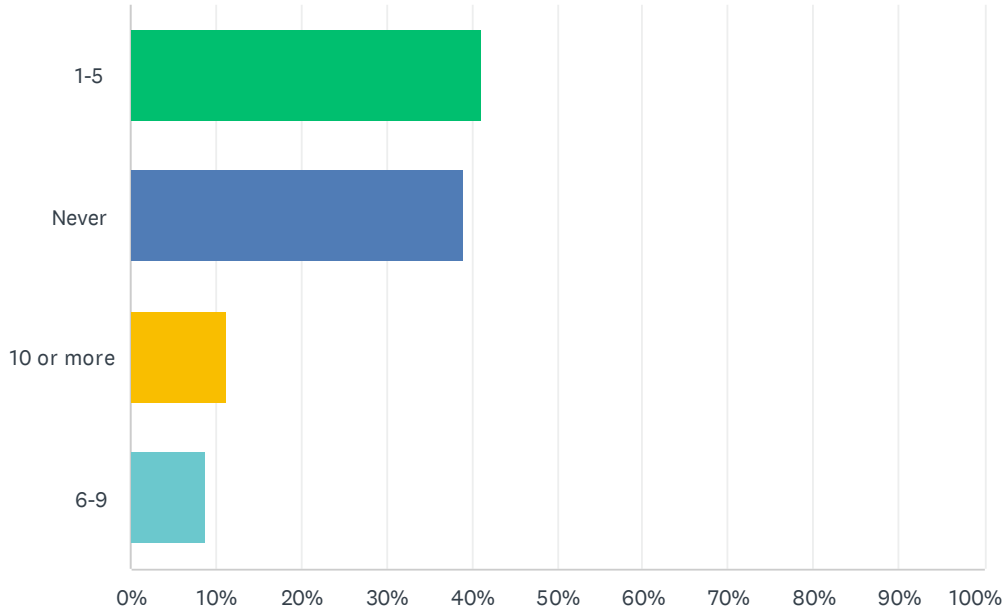
Answered: 281 Skipped: 80



ANSWER CHOICES	RESPONSES	
Yes	92.17%	259
No	8.19%	23
Total Respondents: 281		

Q16 How many times per month do you access your child's grades and attendance information through FOCUS?

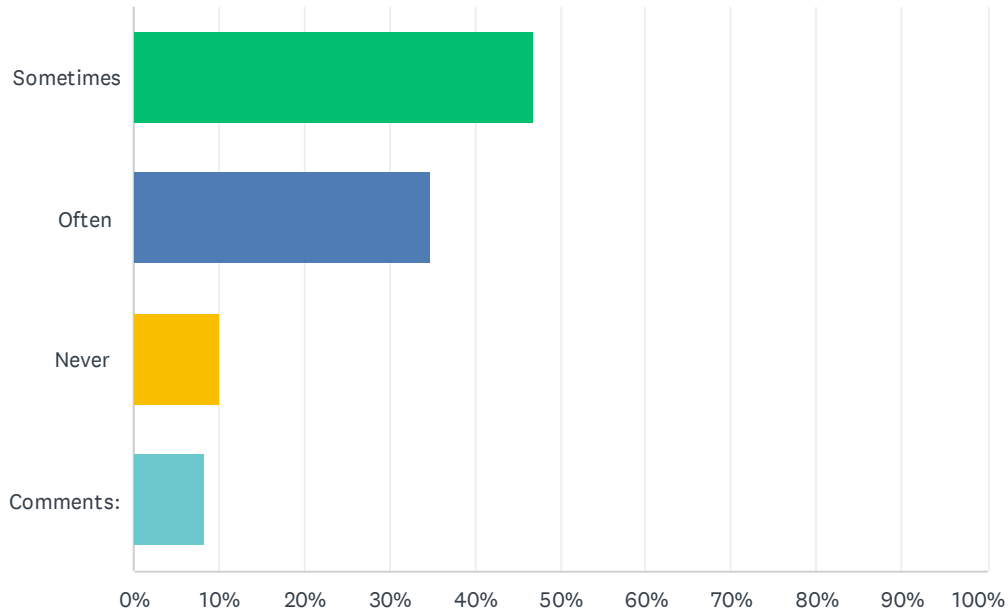
Answered: 285 Skipped: 76



ANSWER CHOICES	RESPONSES	
1-5	41.05%	117
Never	38.95%	111
10 or more	11.23%	32
6-9	8.77%	25
TOTAL		285

Q17 How often does your child's school or teachers provide you with information about ways you can help your child's learning at home?

Answered: 288 Skipped: 73



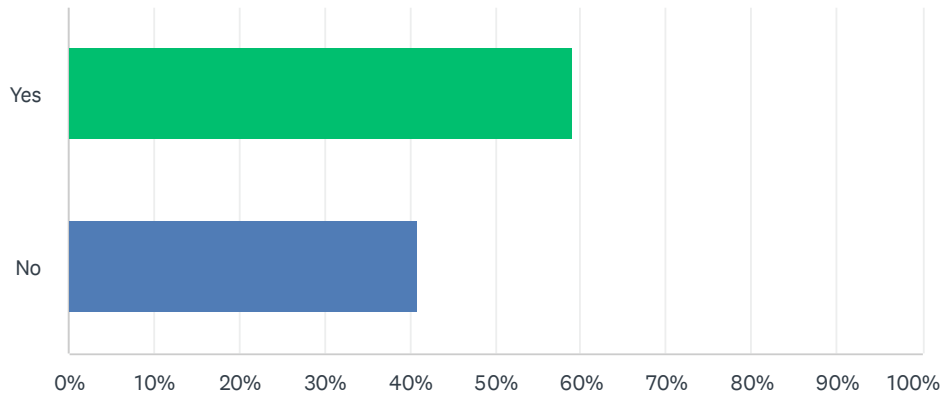
ANSWER CHOICES	RESPONSES	
Sometimes	46.88%	135
Often	34.72%	100
Never	10.07%	29
Comments:	8.33%	24
TOTAL		288

Q18 What can Brevard Public Schools do to ensure your child is successful in elementary school?

Answered: 130 Skipped: 231

Q19 Have you been given opportunities to provide input and feedback into school decisions (school improvement, Title I services, event planning, discipline)?

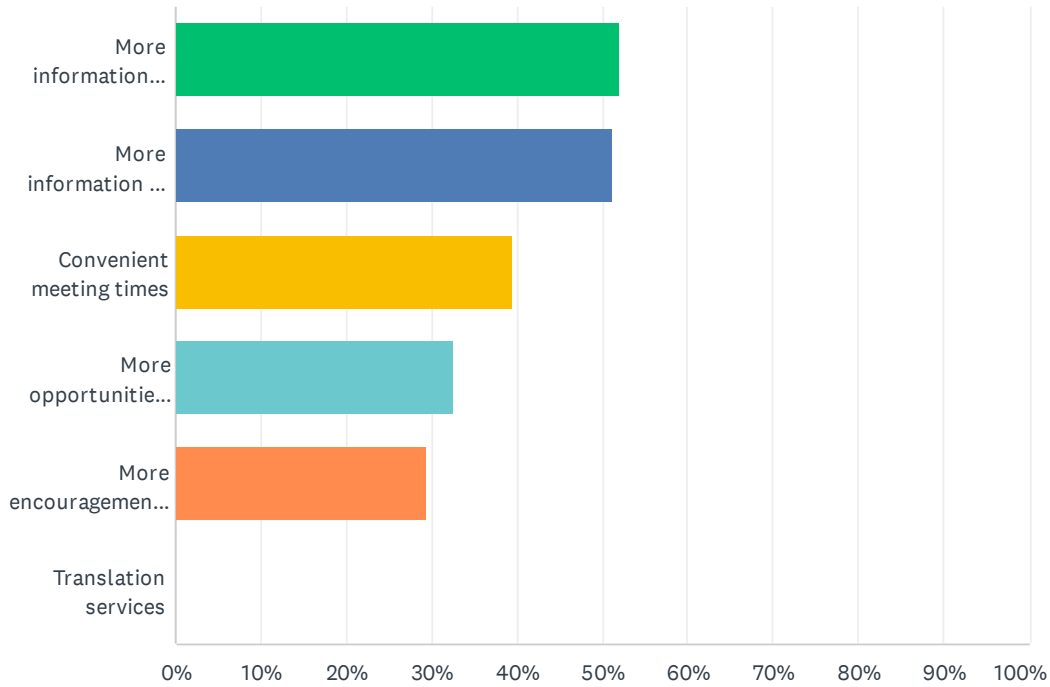
Answered: 268 Skipped: 93



ANSWER CHOICES	RESPONSES	
Yes	58.96%	158
No	41.04%	110
TOTAL		268

Q20 How could your school assist you in playing a more active role in school decision-making?

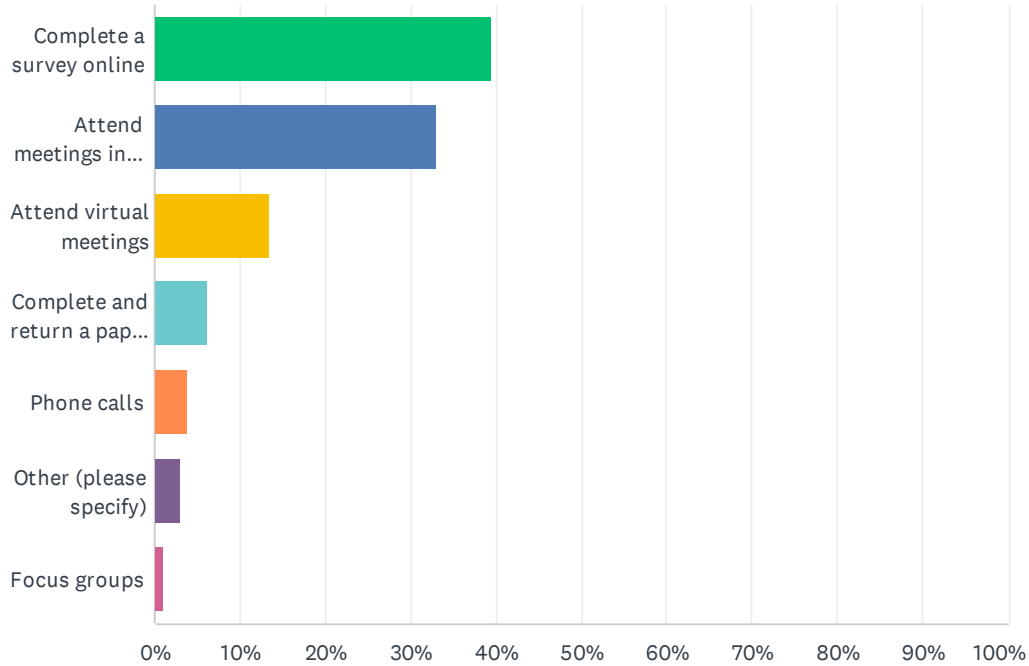
Answered: 221 Skipped: 140



ANSWER CHOICES	RESPONSES	
More information about school issues to be addressed	52.04%	115
More information on how to become engaged	51.13%	113
Convenient meeting times	39.37%	87
More opportunities to share my opinion about school issues	32.58%	72
More encouragement from the school to become engaged	29.41%	65
Translation services	0.00%	0
Total Respondents: 221		

Q21 What is the best way for you to provide input regarding your child's school?

Answered: 261 Skipped: 100



ANSWER CHOICES	RESPONSES	
Complete a survey online	39.46%	103
Attend meetings in person	32.95%	86
Attend virtual meetings	13.41%	35
Complete and return a paper survey	6.13%	16
Phone calls	3.83%	10
Other (please specify)	3.07%	8
Focus groups	1.15%	3
TOTAL		261

Q22 What do you feel is working well at your child's school? (This is your chance to brag about your school and share what you like about it!)

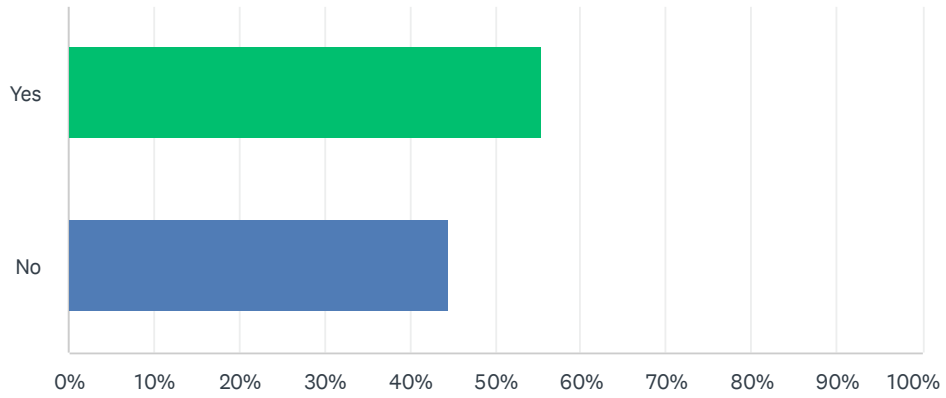
Answered: 155 Skipped: 206

Q23 What do you feel is not working, difficult, and/or needs improvement at your child's school? (This is your chance to tell us what you would like to see changed.)

Answered: 133 Skipped: 228

Q24 Are you aware of the four choice elementary schools?

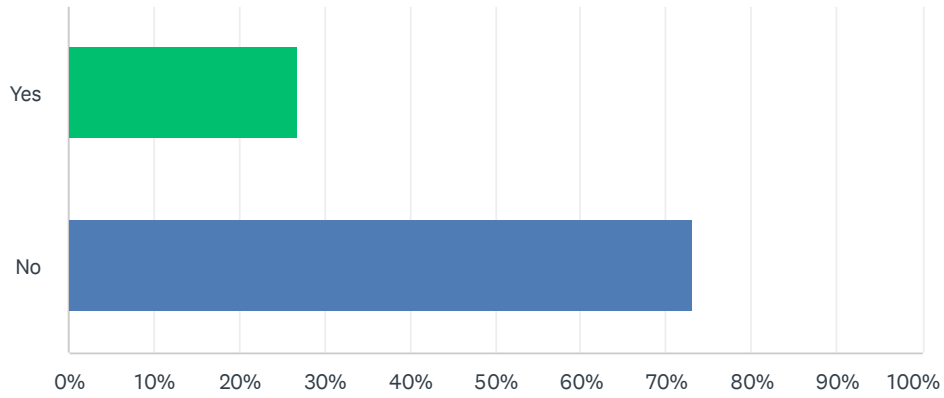
Answered: 265 Skipped: 96



ANSWER CHOICES	RESPONSES	
Yes	55.47%	147
No	44.53%	118
TOTAL		265

Q25 Have you visited the Open Enrollment Parental Choice webpage?

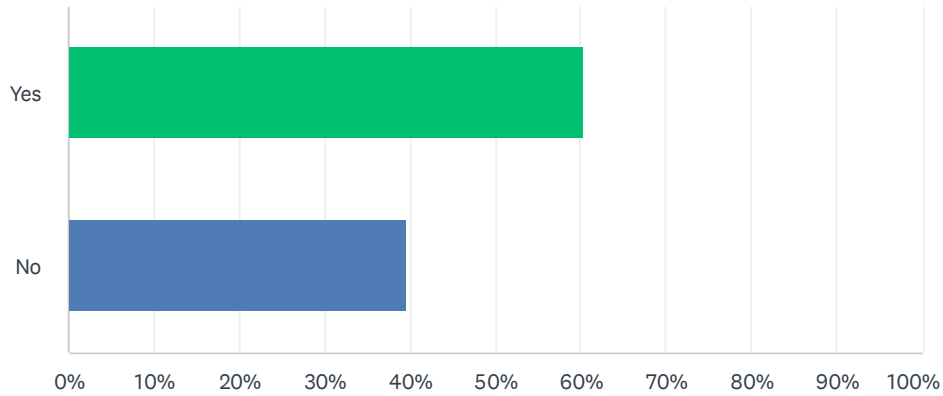
Answered: 268 Skipped: 93



ANSWER CHOICES	RESPONSES	
Yes	26.87%	72
No	73.13%	196
TOTAL		268

Q26 Are you aware of the school enrollment choices available to your child at Brevard Public Schools?

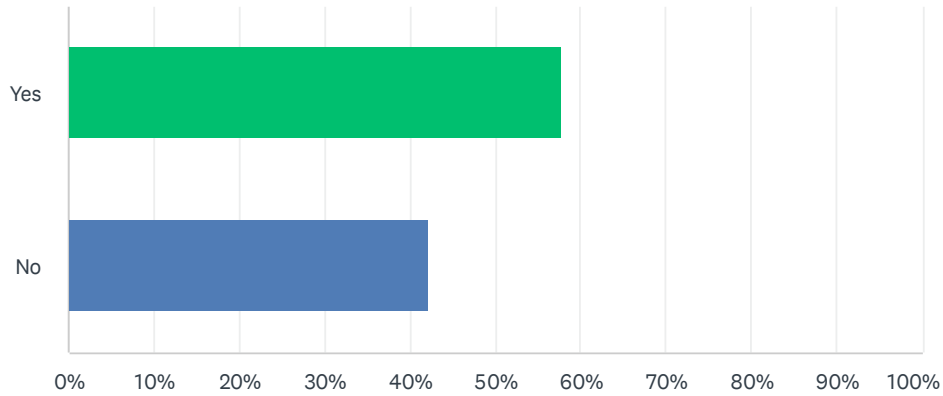
Answered: 265 Skipped: 96



ANSWER CHOICES	RESPONSES	
Yes	60.38%	160
No	39.62%	105
TOTAL		265

Q27 Do you use the school or district website to find information about your child's education?

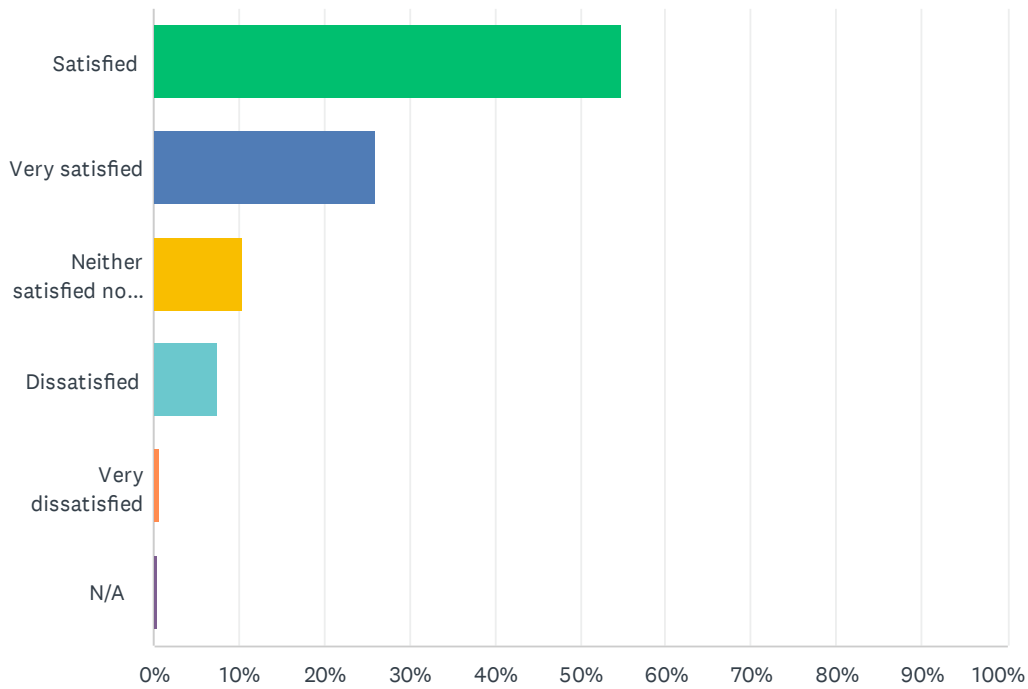
Answered: 263 Skipped: 98



ANSWER CHOICES	RESPONSES	
Yes	57.79%	152
No	42.21%	111
TOTAL		263

Q28 Please rate your overall satisfaction with Brevard Public Schools.

Answered: 268 Skipped: 93



ANSWER CHOICES	RESPONSES	
Satisfied	54.85%	147
Very satisfied	26.12%	70
Neither satisfied nor dissatisfied	10.45%	28
Dissatisfied	7.46%	20
Very dissatisfied	0.75%	2
N/A	0.37%	1
TOTAL		268