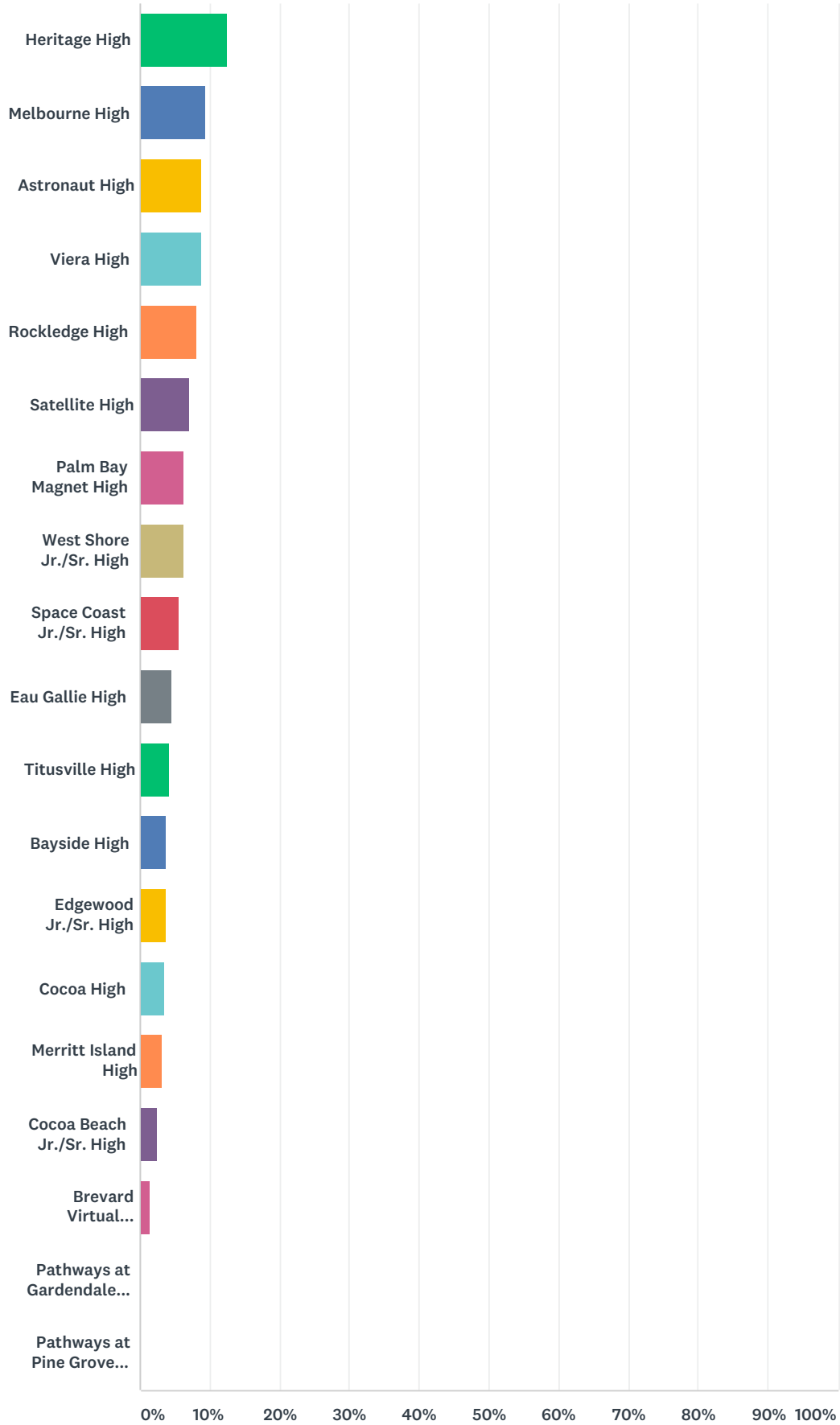


Q1 What school does your child attend?

Answered: 3,591 Skipped: 0

Brevard Public Schools High School Parent Survey 2018-2019



ANSWER CHOICES

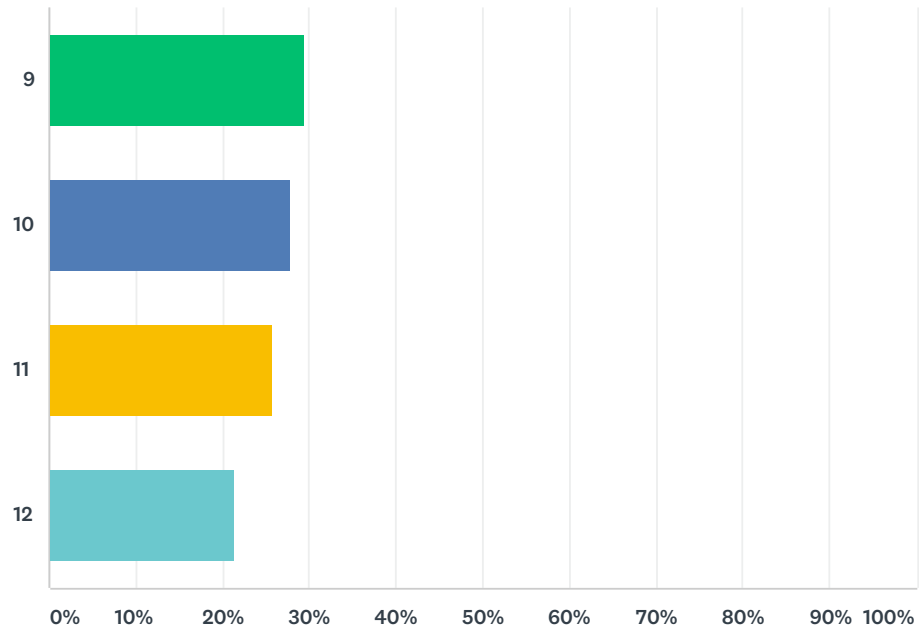
RESPONSES

Brevard Public Schools High School Parent Survey 2018-2019

Heritage High	12.61%	453
Melbourne High	9.36%	336
Astronaut High	8.74%	314
Viera High	8.72%	313
Rockledge High	8.16%	293
Satellite High	7.16%	257
Palm Bay Magnet High	6.18%	222
West Shore Jr./Sr. High	6.18%	222
Space Coast Jr./Sr. High	5.71%	205
Eau Gallie High	4.65%	167
Titusville High	4.18%	150
Bayside High	3.82%	137
Edgewood Jr./Sr. High	3.68%	132
Cocoa High	3.54%	127
Merritt Island High	3.09%	111
Cocoa Beach Jr./Sr. High	2.53%	91
Brevard Virtual Instruction Program (BVIP)	1.45%	52
Pathways at Gardendale (North/Central Area Alternative Center)	0.25%	9
Pathways at Pine Grove (South Area Alternative Center)	0.00%	0
TOTAL		3,591

Q2 What is your child's current grade level?

Answered: 3,591 Skipped: 0

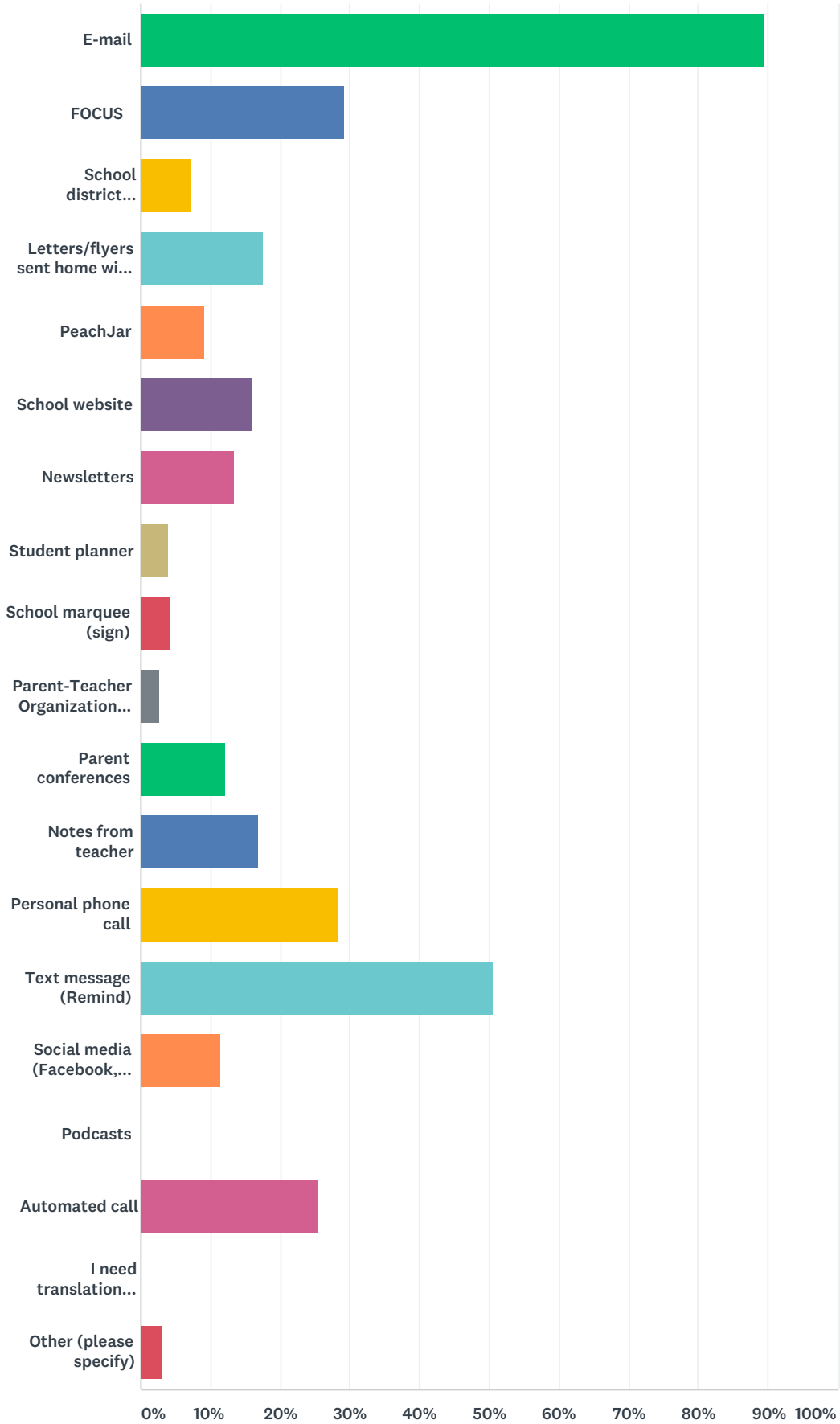


ANSWER CHOICES	RESPONSES	
9	29.52%	1,060
10	27.82%	999
11	25.73%	924
12	21.41%	769
Total Respondents: 3,591		

Q3 What is the best way for us to get important information regarding school events or your child's progress to you? (Check all that apply)

Answered: 3,431 Skipped: 160

Brevard Public Schools High School Parent Survey 2018-2019



ANSWER CHOICES

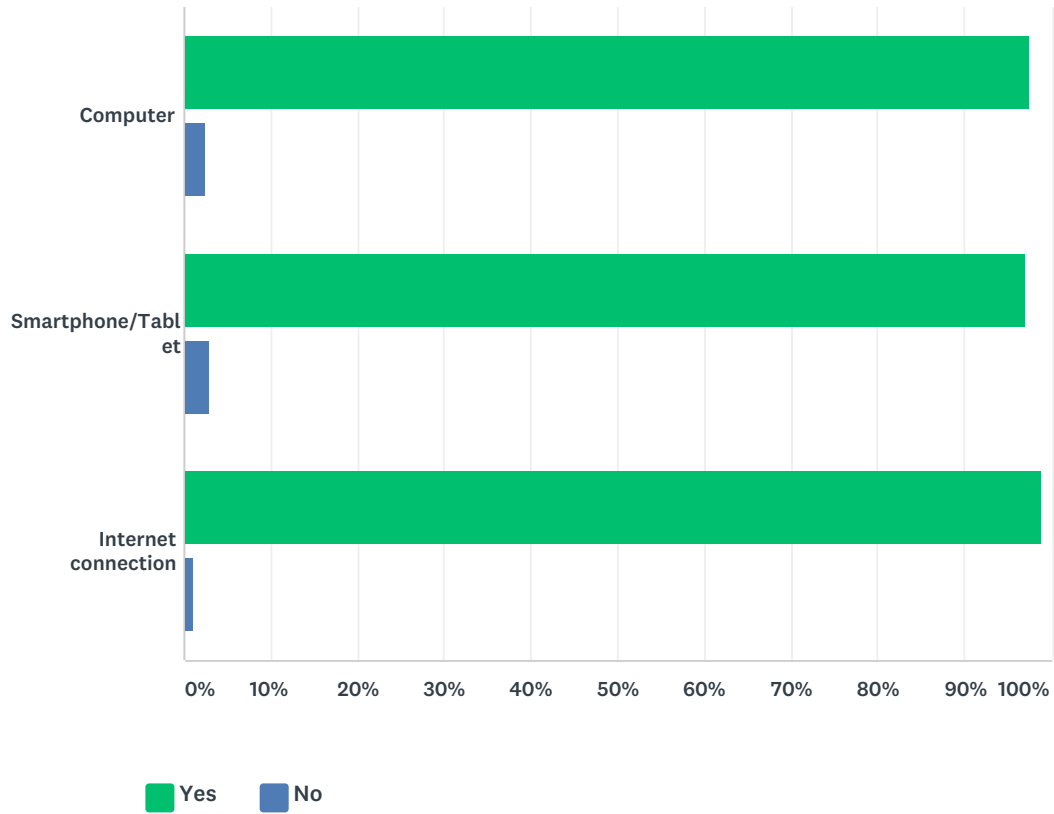
RESPONSES

Brevard Public Schools High School Parent Survey 2018-2019

E-mail	89.48%	3,070
FOCUS	29.38%	1,008
School district website	7.40%	254
Letters/flyers sent home with students	17.60%	604
PeachJar	9.15%	314
School website	16.06%	551
Newsletters	13.35%	458
Student planner	3.93%	135
School marquee (sign)	4.08%	140
Parent-Teacher Organization (PTO/PTA)	2.71%	93
Parent conferences	12.07%	414
Notes from teacher	16.93%	581
Personal phone call	28.48%	977
Text message (Remind)	50.66%	1,738
Social media (Facebook, Twitter)	11.51%	395
Podcasts	0.29%	10
Automated call	25.47%	874
I need translation assistance	0.26%	9
Other (please specify)	3.09%	106
Total Respondents: 3,431		

Q4 Does your child have access to a computer and internet connection outside of school?

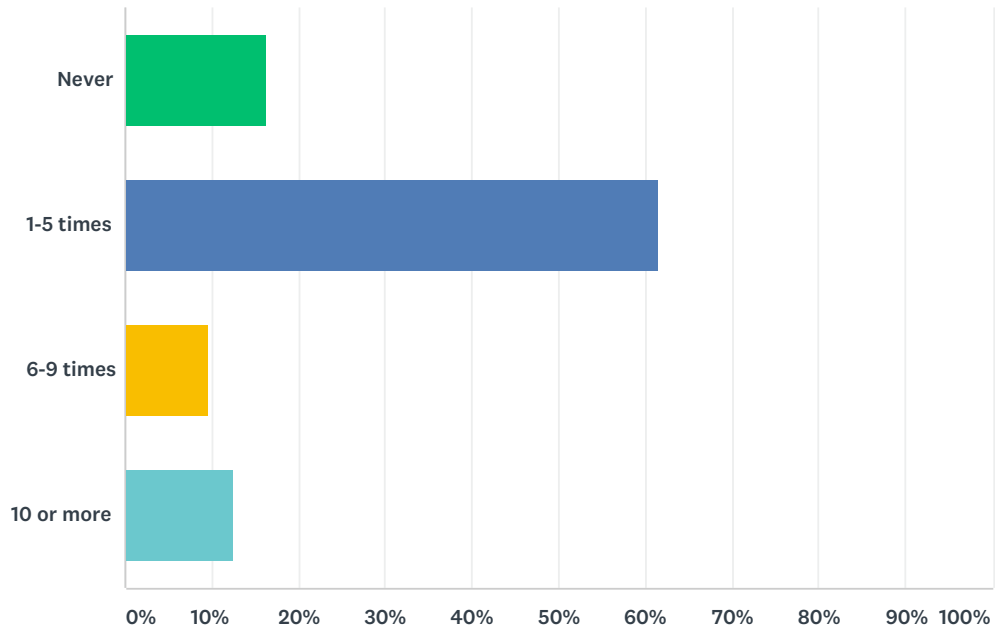
Answered: 3,434 Skipped: 157



	YES	NO	TOTAL
Computer	97.40% 3,331	2.60% 89	3,420
Smartphone/Tablet	97.13% 3,282	2.87% 97	3,379
Internet connection	98.85% 3,358	1.15% 39	3,397

Q5 How many times per month do you access the school website?

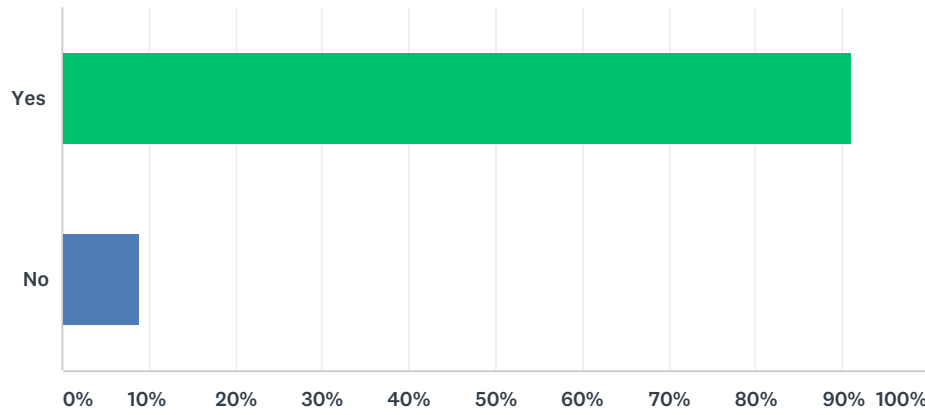
Answered: 3,390 Skipped: 201



ANSWER CHOICES	RESPONSES
Never	16.22% 550
1-5 times	61.56% 2,087
6-9 times	9.56% 324
10 or more	12.65% 429
TOTAL	3,390

Q6 Do you feel welcome at your child's school?

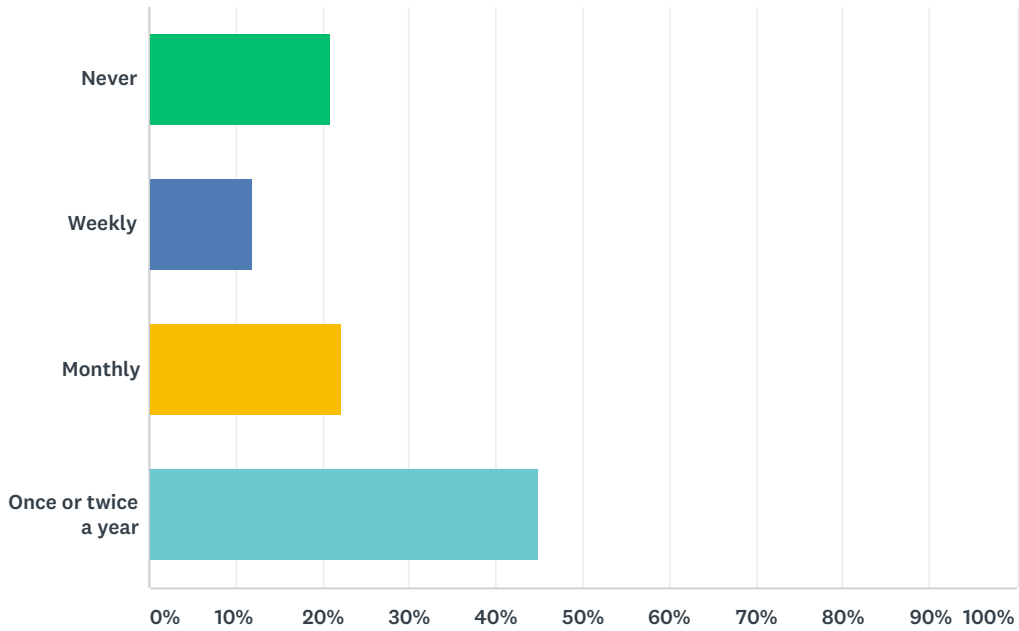
Answered: 3,211 Skipped: 380



ANSWER CHOICES	RESPONSES	
Yes	91.00%	2,922
No	9.00%	289
TOTAL		3,211

Q7 In the past year, how often did you participate in family engagement activities, events or programs at your child's school?

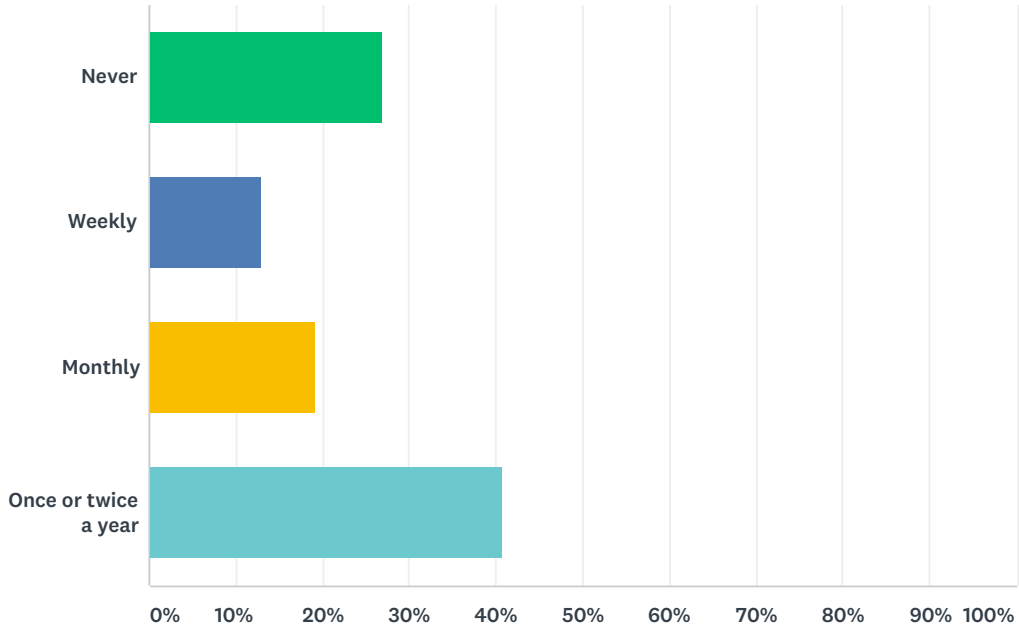
Answered: 3,219 Skipped: 372



ANSWER CHOICES	RESPONSES	
Never	20.91%	673
Weekly	11.93%	384
Monthly	22.15%	713
Once or twice a year	45.01%	1,449
TOTAL		3,219

Q8 How often did you participate in school events because your child encouraged you to be involved?

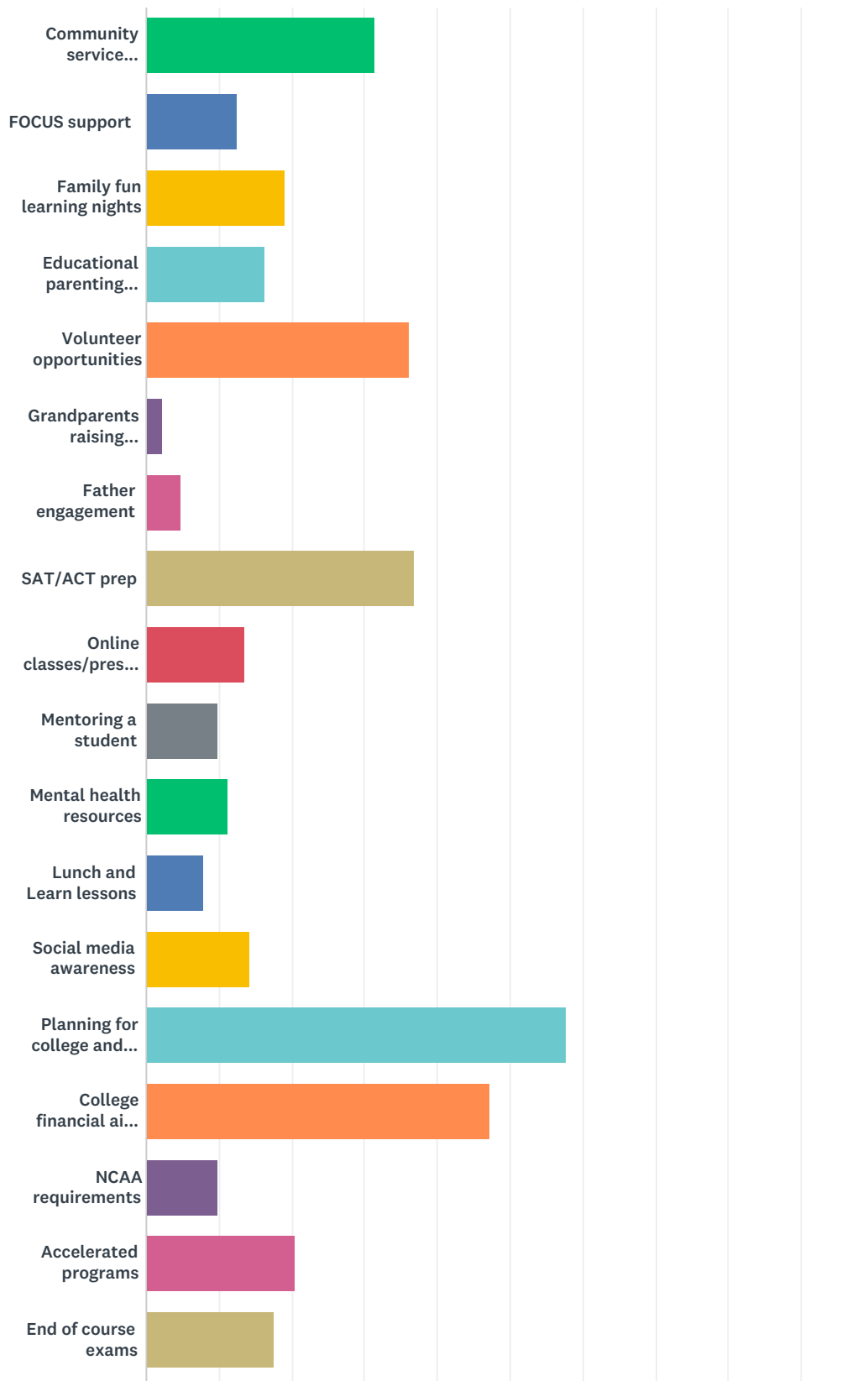
Answered: 3,137 Skipped: 454



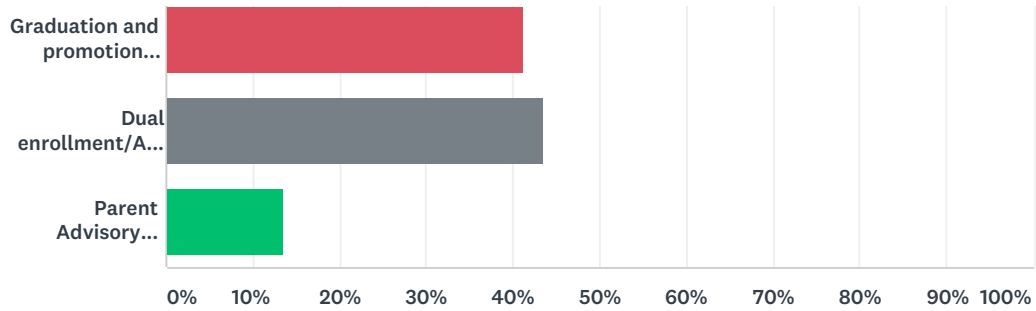
ANSWER CHOICES	RESPONSES	
Never	27.06%	849
Weekly	12.94%	406
Monthly	19.29%	605
Once or twice a year	40.71%	1,277
TOTAL		3,137

Q9 Which of the following informational meetings and activities would you participate in or attend? (Check all that apply)

Answered: 2,838 Skipped: 753



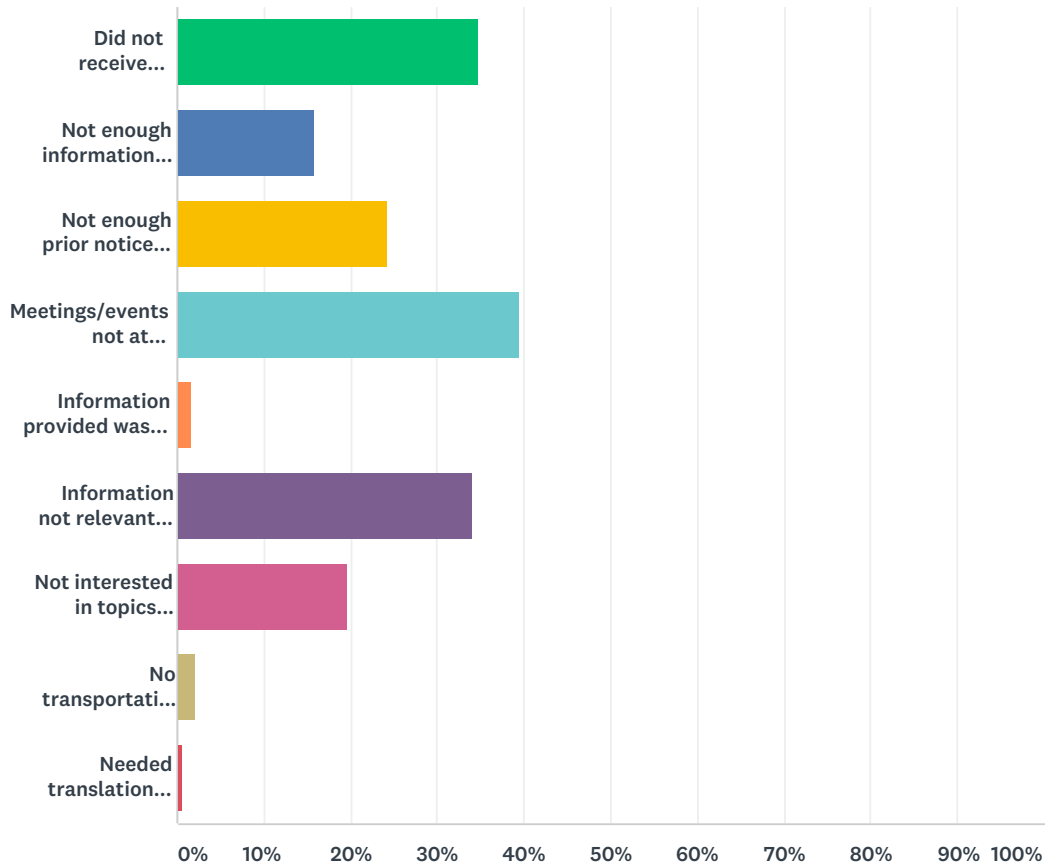
Brevard Public Schools High School Parent Survey 2018-2019



ANSWER CHOICES	RESPONSES	
Community service projects with staff/students	31.36%	890
FOCUS support	12.47%	354
Family fun learning nights	18.96%	538
Educational parenting workshops/classes	16.38%	465
Volunteer opportunities	36.26%	1,029
Grandparents raising grandchildren	2.26%	64
Father engagement	4.86%	138
SAT/ACT prep	36.75%	1,043
Online classes/presentations	13.67%	388
Mentoring a student	9.76%	277
Mental health resources	11.38%	323
Lunch and Learn lessons	7.89%	224
Social media awareness	14.16%	402
Planning for college and career	57.68%	1,637
College financial aid (FASFA/Bright Futures/scholarships)	47.36%	1,344
NCAA requirements	9.83%	279
Accelerated programs	20.40%	579
End of course exams	17.62%	500
Graduation and promotion guidelines	41.23%	1,170
Dual enrollment/Advanced Placement courses	43.48%	1,234
Parent Advisory Council/School Advisory Council (SAC)/Parent Teacher Organization (PTO)	13.53%	384
Total Respondents: 2,838		

Q10 If you have not attended informational meetings or academic events, please share why. (Check all that apply)

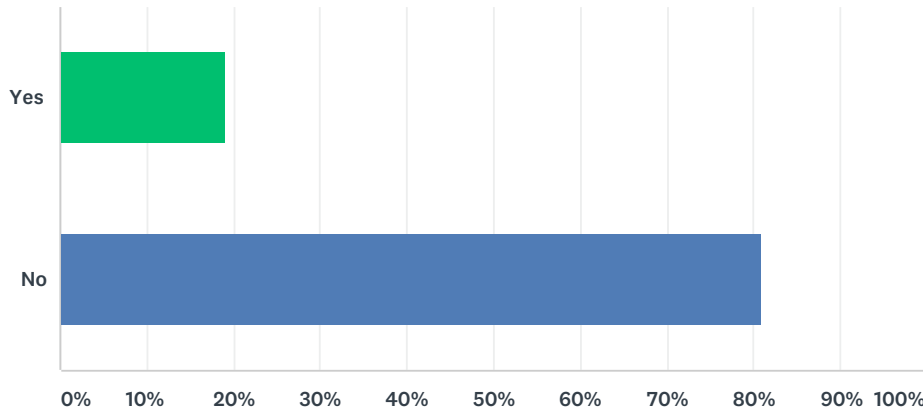
Answered: 2,011 Skipped: 1,580



ANSWER CHOICES	RESPONSES	
Did not receive information about meetings/events	34.71%	698
Not enough information provided	15.86%	319
Not enough prior notice provided	24.17%	486
Meetings/events not at convenient times	39.48%	794
Information provided was difficult to understand	1.74%	35
Information not relevant to me/my child	34.01%	684
Not interested in topics presented	19.74%	397
No transportation to get to meetings/events	2.19%	44
Needed translation services	0.60%	12
Total Respondents: 2,011		

Q11 Is the cost of fingerprinting a barrier to volunteering at your child's school?

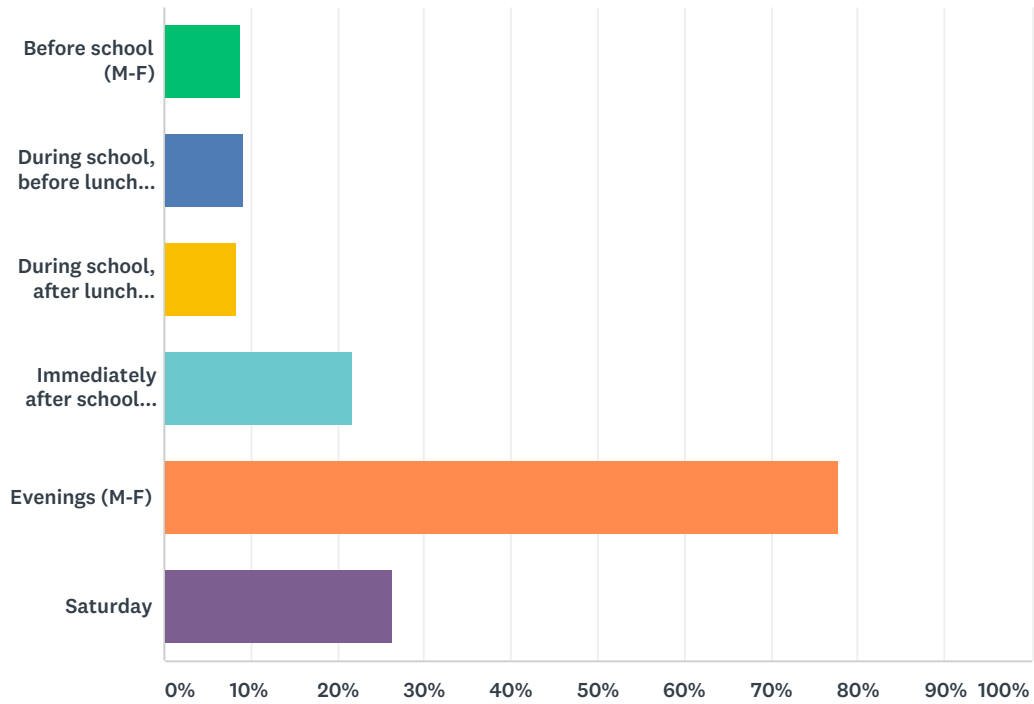
Answered: 3,190 Skipped: 401



ANSWER CHOICES	RESPONSES	
Yes	19.12%	610
No	80.88%	2,580
TOTAL		3,190

Q12 When is the best time for you to attend a school event for families?

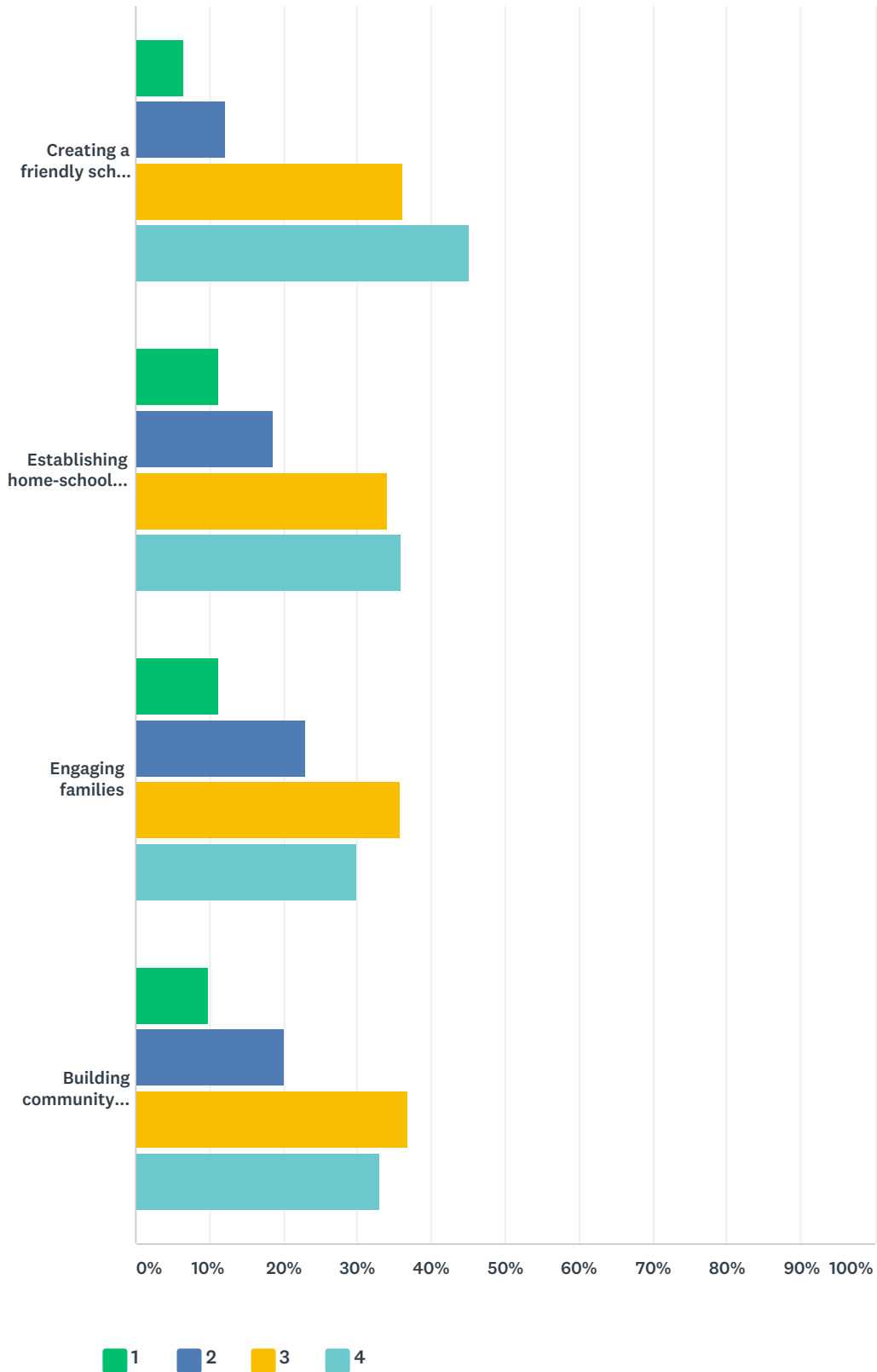
Answered: 3,142 Skipped: 449



ANSWER CHOICES	RESPONSES	
Before school (M-F)	8.72%	274
During school, before lunch (M-F)	9.13%	287
During school, after lunch (M-F)	8.34%	262
Immediately after school (M-F)	21.71%	682
Evenings (M-F)	77.91%	2,448
Saturday	26.26%	825
Total Respondents: 3,142		

Q13 Please rank the following from 1 (not well) through 4 (extremely well) according to how well your child's school supports each area:

Answered: 3,215 Skipped: 376



Brevard Public Schools High School Parent Survey 2018-2019

	1	2	3	4	TOTAL
Creating a friendly school climate	6.52% 209	12.14% 389	36.11% 1,157	45.22% 1,449	3,204
Establishing home-school communications	11.34% 356	18.54% 582	34.18% 1,073	35.94% 1,128	3,139
Engaging families	11.37% 360	23.06% 730	35.72% 1,131	29.85% 945	3,166
Building community partnerships	9.86% 305	20.12% 622	36.87% 1,140	33.15% 1,025	3,092

Q14 In what ways can family engagement be strengthened at your child's school?

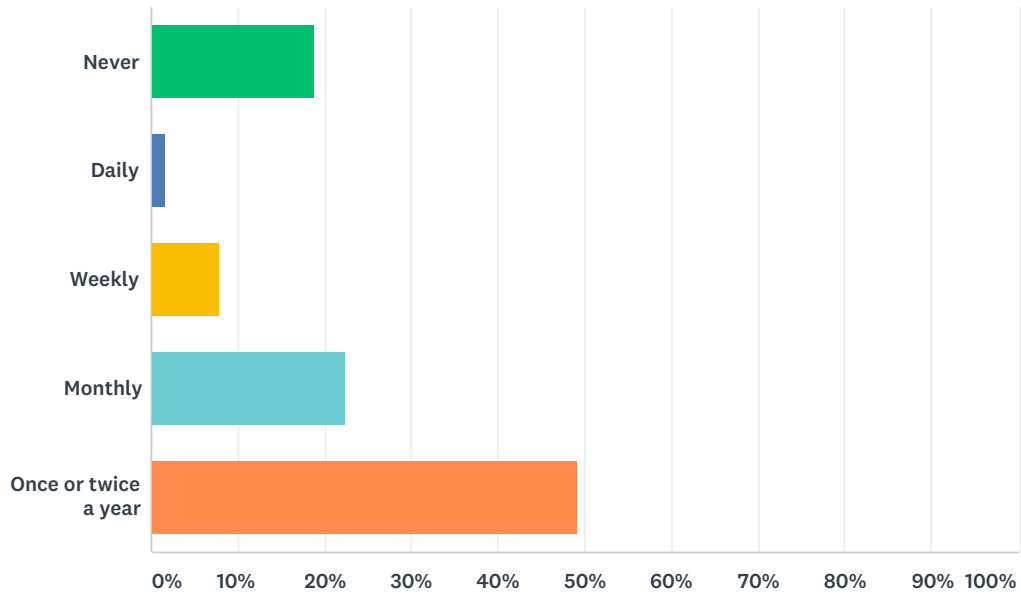
Answered: 1,080 Skipped: 2,511

Q15 Please list any possible community organizations and/or businesses that you feel would be ideal school partners:

Answered: 580 Skipped: 3,011

Q16 How often do you communicate with your child's teachers?

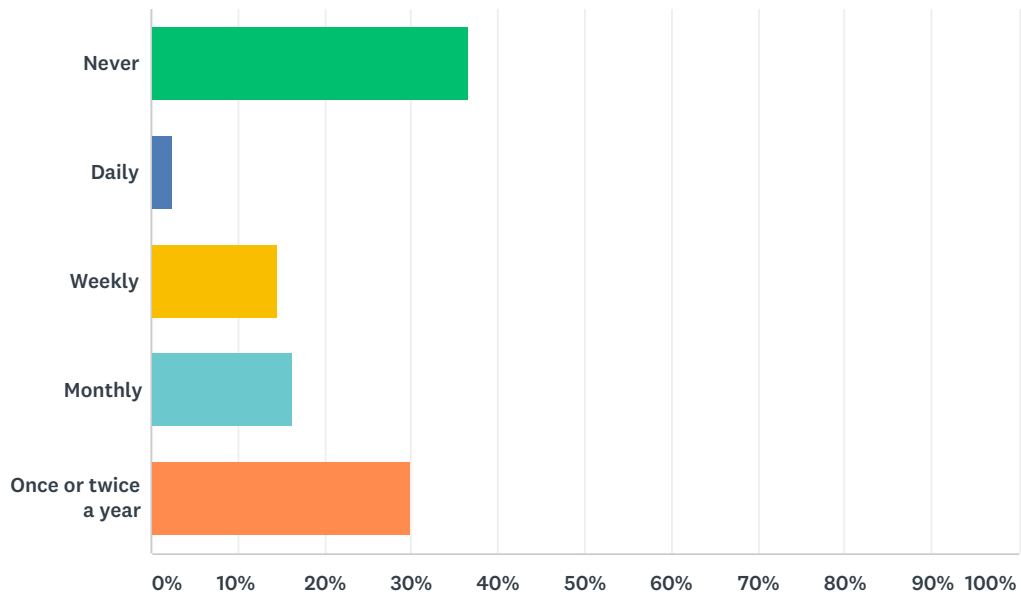
Answered: 2,955 Skipped: 636



ANSWER CHOICES	RESPONSES	
Never	18.78%	555
Daily	1.66%	49
Weekly	8.02%	237
Monthly	22.37%	661
Once or twice a year	49.17%	1,453
TOTAL		2,955

Q17 How often do your child's teachers communicate with you about your child's progress?

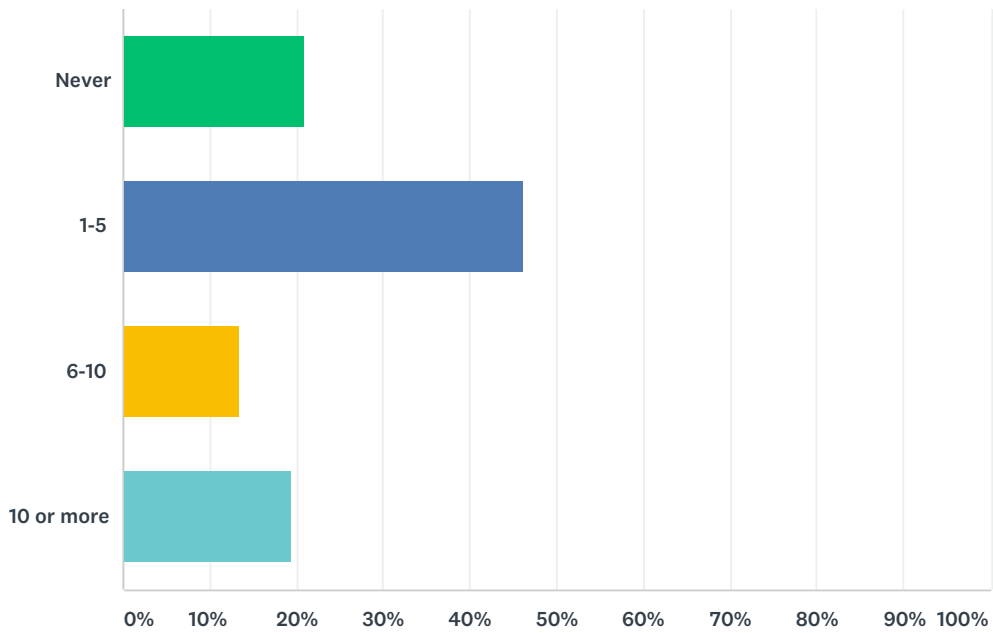
Answered: 2,921 Skipped: 670



ANSWER CHOICES	RESPONSES	
Never	36.70%	1,072
Daily	2.46%	72
Weekly	14.69%	429
Monthly	16.33%	477
Once or twice a year	29.82%	871
TOTAL		2,921

Q18 How many times per month do you access your child's grades through FOCUS?

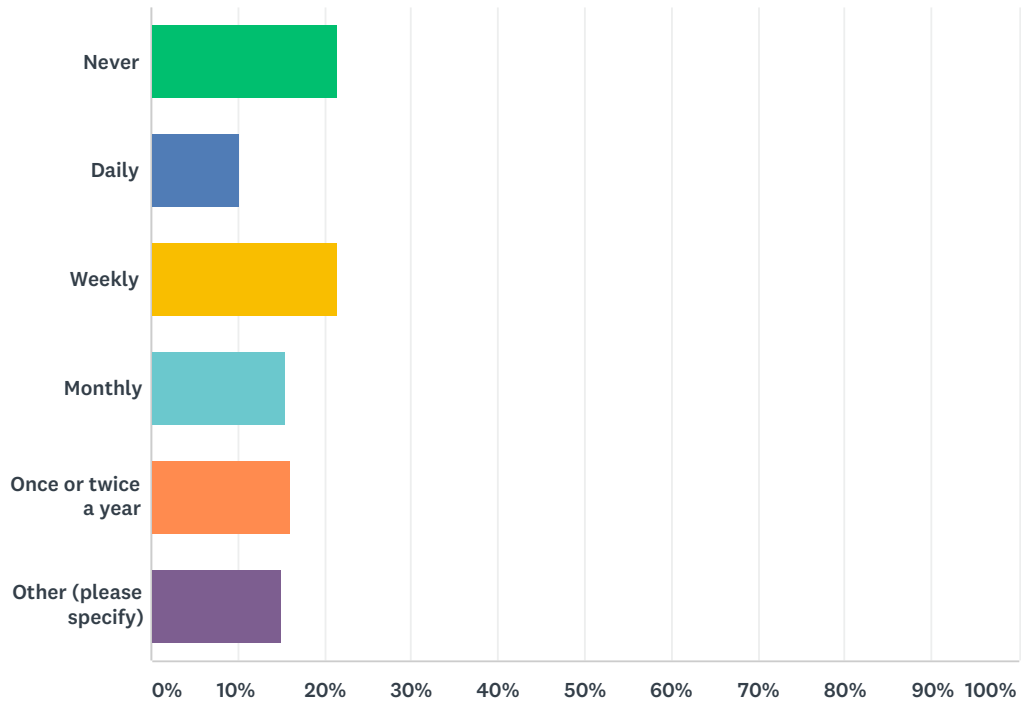
Answered: 3,027 Skipped: 564



ANSWER CHOICES	RESPONSES	
Never	20.98%	635
1-5	46.32%	1,402
6-10	13.31%	403
10 or more	19.39%	587
TOTAL		3,027

Q19 How often do you work with your child on class assignments?

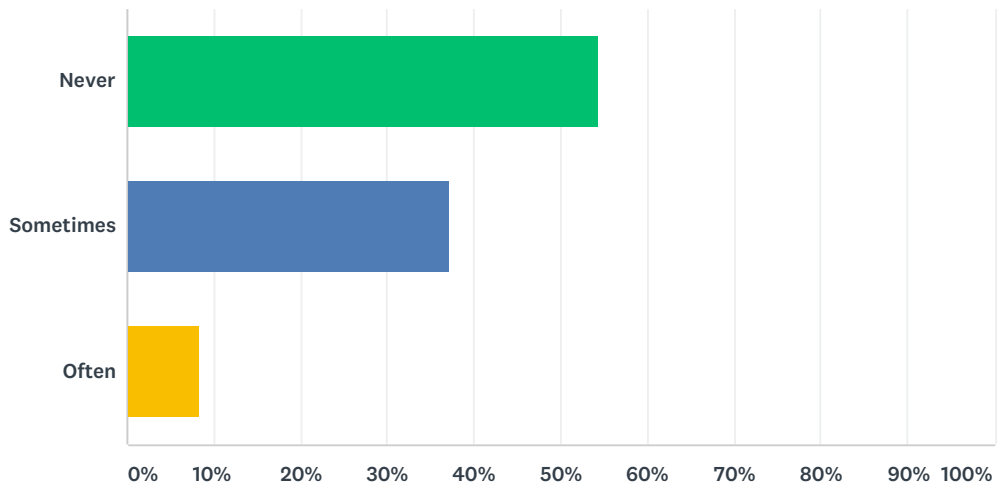
Answered: 3,081 Skipped: 510



ANSWER CHOICES	RESPONSES	
Never	21.58%	665
Daily	10.32%	318
Weekly	21.55%	664
Monthly	15.45%	476
Once or twice a year	16.03%	494
Other (please specify)	15.06%	464
TOTAL		3,081

Q20 How often does your child's school or teachers provide you with information about ways you can help your child's learning at home?

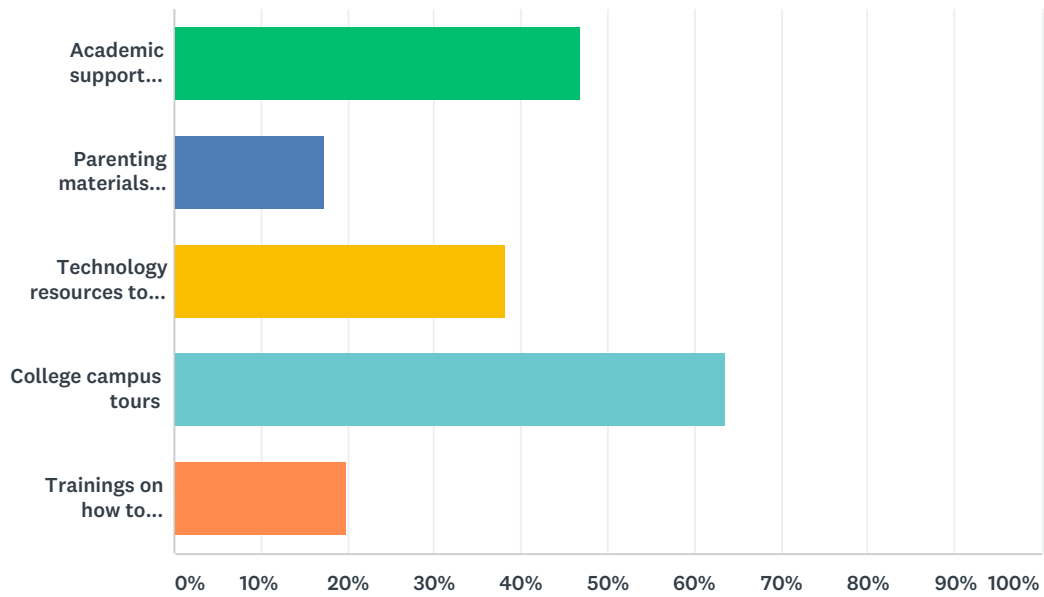
Answered: 3,064 Skipped: 527



ANSWER CHOICES	RESPONSES	
Never	54.34%	1,665
Sometimes	37.27%	1,142
Often	8.39%	257
TOTAL		3,064

Q21 What types of family engagement resources would you use if they were provided at your school?

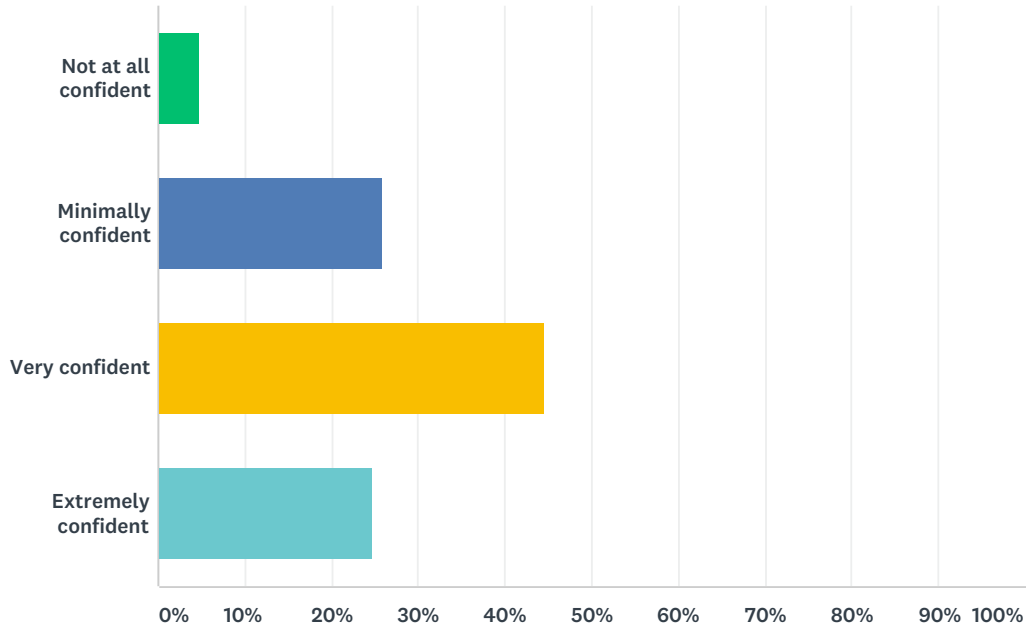
Answered: 2,668 Skipped: 923



ANSWER CHOICES	RESPONSES	
Academic support materials for families to use at home	46.85%	1,250
Parenting materials (books and articles for check out)	17.39%	464
Technology resources to support learning at home	38.27%	1,021
College campus tours	63.68%	1,699
Trainings on how to participate in school decision-making committees	19.94%	532
Total Respondents: 2,668		

Q22 How confident are you in your ability to help your child make choices about the programs and courses they need to take in preparation for college and career?

Answered: 3,065 Skipped: 526



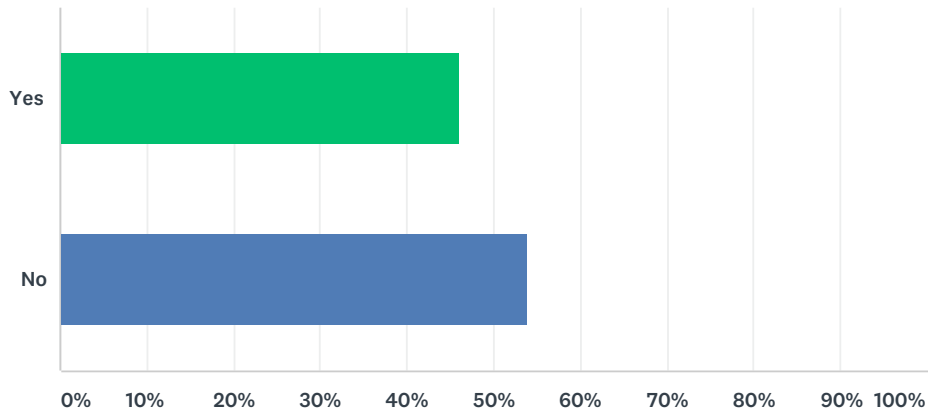
ANSWER CHOICES	RESPONSES	
Not at all confident	4.80%	147
Minimally confident	26.04%	798
Very confident	44.50%	1,364
Extremely confident	24.67%	756
TOTAL		3,065

Q23 What can we do to support you to ensure your child graduates and receives a high school diploma?

Answered: 1,366 Skipped: 2,225

Q24 Have you been given opportunities to provide input and feedback into school decisions (school improvement, Title I services, event planning, discipline)?

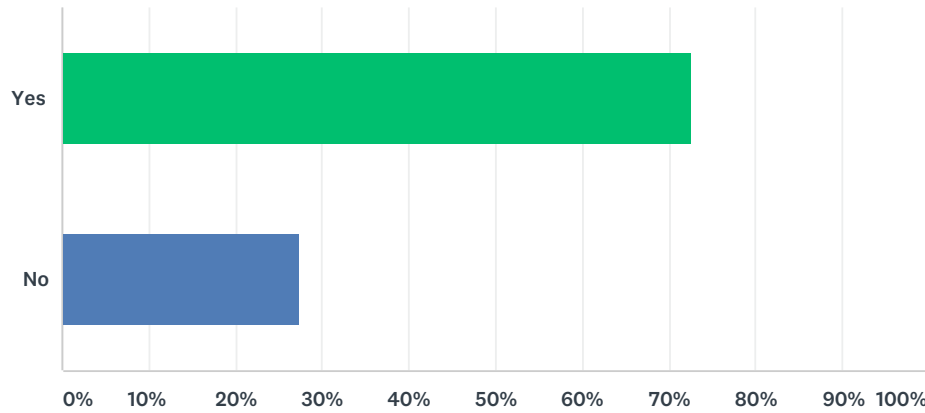
Answered: 2,867 Skipped: 724



ANSWER CHOICES	RESPONSES	
Yes	46.01%	1,319
No	53.99%	1,548
TOTAL		2,867

Q25 Do you feel your child's school values input from families?

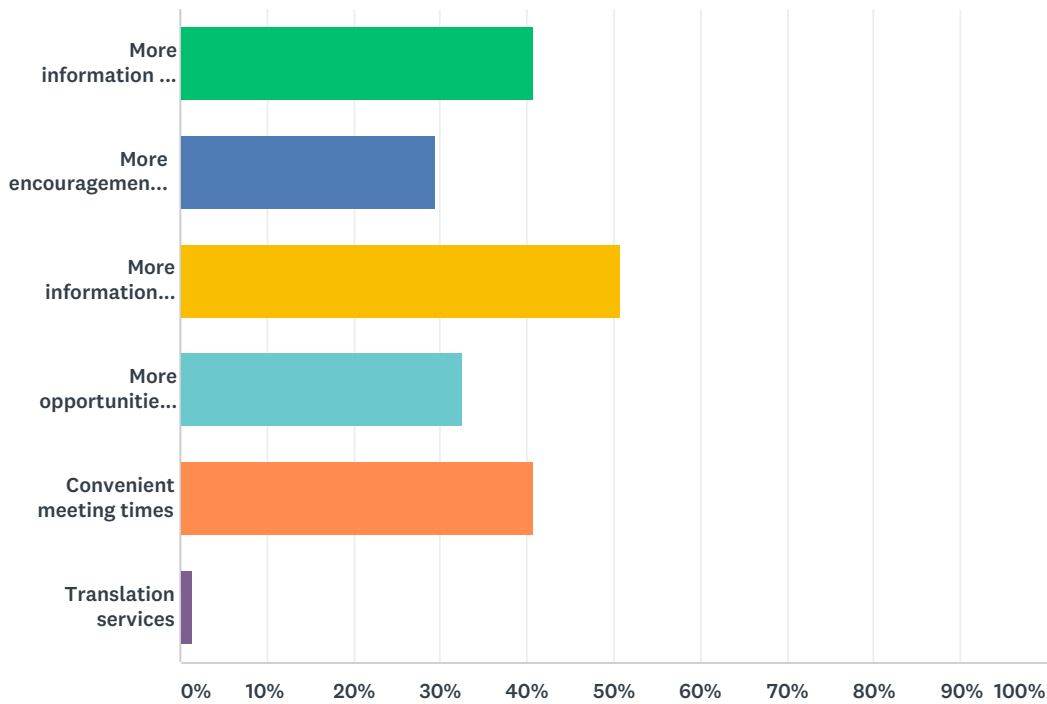
Answered: 2,776 Skipped: 815



ANSWER CHOICES	RESPONSES	
Yes	72.66%	2,017
No	27.34%	759
TOTAL		2,776

Q26 How could your school assist you in playing a more active role in school decision-making?

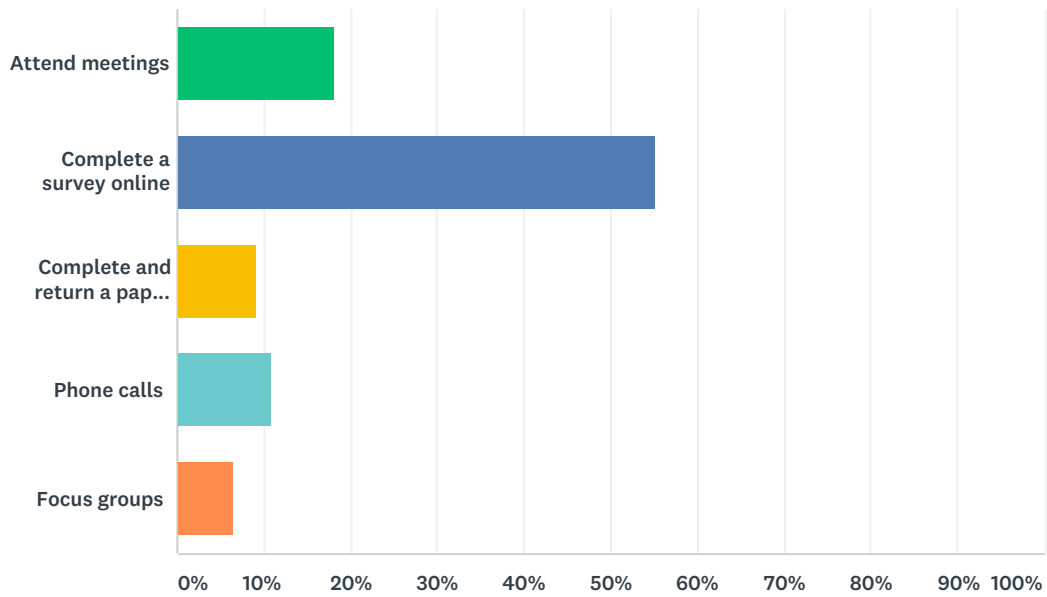
Answered: 2,450 Skipped: 1,141



ANSWER CHOICES	RESPONSES	
More information on how to become engaged	40.78%	999
More encouragement from the school to become engaged	29.51%	723
More information about school issues to be addressed	50.94%	1,248
More opportunities to share my opinion about school issues	32.61%	799
Convenient meeting times	40.69%	997
Translation services	1.51%	37
Total Respondents: 2,450		

Q27 What is the best way for you to provide input regarding your child's school?

Answered: 2,863 Skipped: 728



ANSWER CHOICES	RESPONSES	
Attend meetings	18.20%	521
Complete a survey online	55.29%	1,583
Complete and return a paper survey	9.22%	264
Phone calls	10.90%	312
Focus groups	6.39%	183
TOTAL		2,863

Q28 What do you feel is working well at your child's school? (This is your chance to brag about your school and share what you like about it!)

Answered: 1,565 Skipped: 2,026

Q29 What do you feel is not working, difficult, and/or needs improvement at your child's school? (This is your chance to tell us what you would like to see change.)

Answered: 1,523 Skipped: 2,068