

# Q1 What school does your child attend?

Answered: 147 Skipped: 0





Brevard Public Schools Elementary Parent Survey 2018-2019

Johnson Middle

Jupiter  
Elementary

Kennedy Middle

Lockmar  
Elementary

Longleaf  
Elementary

Madison Middle

Manatee  
Elementary

McAuliffe  
Elementary

McNair Magnet  
Middle

Meadowlane  
Intermediate...

Meadowlane  
Primary...

Merritt Island  
High School ...

Melbourne High

Merritt Island  
High

MILA Elementary

Mims Elementary

Pathways at  
Gardendale...

Oak Park  
Elementary

Ocean Breeze  
Elementary

Palm Bay  
Elementary

Palm Bay High  
School VPK...



## Brevard Public Schools Elementary Parent Survey 2018-2019



ANSWER CHOICES	RESPONSES	
Andersen Elementary	100.00%	147
Riverview School	0.00%	0
Allen, Roy Elementary	0.00%	0
Apollo Elementary	0.00%	0
Astronaut High	0.00%	0
Atlantis Elementary	0.00%	0
Audubon Elementary	0.00%	0
Bayside High	0.00%	0
Brevard Virtual Instruction Program (BVIP)	0.00%	0
Cambridge Elementary Magnet	0.00%	0
Cape View Elementary	0.00%	0

Brevard Public Schools Elementary Parent Survey 2018-2019

Carroll, Lewis Elementary	0.00%	0
Central Middle	0.00%	0
Challenger 7 Elementary	0.00%	0
Cocoa Beach Jr./Sr. High	0.00%	0
Cocoa High	0.00%	0
Columbia Elementary	0.00%	0
Coquina Elementary	0.00%	0
Dr W. J. Creel Elementary	0.00%	0
Croton Elementary	0.00%	0
DeLaura Middle	0.00%	0
Discovery Elementary	0.00%	0
Eau Gallie High	0.00%	0
Edgewood Jr./Sr. High	0.00%	0
Endeavour Elementary	0.00%	0
Eau Gallie High School VPK program	0.00%	0
Enterprise Elementary	0.00%	0
Fairglen Elementary	0.00%	0
Freedom 7 Elementary	0.00%	0
Gemini Elementary	0.00%	0
Golfview Elementary	0.00%	0
Harbor City Elementary	0.00%	0
Heritage High	0.00%	0
Holland Elementary	0.00%	0
Hoover Middle	0.00%	0
Imperial Estates Elementary	0.00%	0
Indialantic Elementary	0.00%	0
Jackson Middle	0.00%	0
Jefferson Middle	0.00%	0
Johnson Middle	0.00%	0
Jupiter Elementary	0.00%	0
Kennedy Middle	0.00%	0
Lockmar Elementary	0.00%	0
Longleaf Elementary	0.00%	0
Madison Middle	0.00%	0
Manatee Elementary	0.00%	0

Brevard Public Schools Elementary Parent Survey 2018-2019

McAuliffe Elementary	0.00%	0
McNair Magnet Middle	0.00%	0
Meadowlane Intermediate Elementary	0.00%	0
Meadowlane Primary Elementary	0.00%	0
Merritt Island High School VPK program	0.00%	0
Melbourne High	0.00%	0
Merritt Island High	0.00%	0
MILA Elementary	0.00%	0
Mims Elementary	0.00%	0
Pathways at Gardendale (North/Central Area Alternative Center)	0.00%	0
Oak Park Elementary	0.00%	0
Ocean Breeze Elementary	0.00%	0
Palm Bay Elementary	0.00%	0
Palm Bay High School VPK program	0.00%	0
Palm Bay Magnet High	0.00%	0
Pinewood Elementary	0.00%	0
Port Malabar Elementary	0.00%	0
Quest Elementary School	0.00%	0
Riviera Elementary	0.00%	0
Rockledge High	0.00%	0
Roosevelt Elementary	0.00%	0
Sabal Elementary	0.00%	0
Satellite High School VPK program	0.00%	0
Satellite High	0.00%	0
Saturn Elementary	0.00%	0
Sea Park Elementary	0.00%	0
Sherwood Elementary	0.00%	0
Pathways at Pine Grove (South Area Alternative Center)	0.00%	0
South Area Head Start	0.00%	0
South Lake Elementary	0.00%	0
Southwest Middle	0.00%	0
Space Coast Jr./Sr. High	0.00%	0
Stevenson Elementary	0.00%	0
Stone Middle	0.00%	0
Sunrise Elementary	0.00%	0

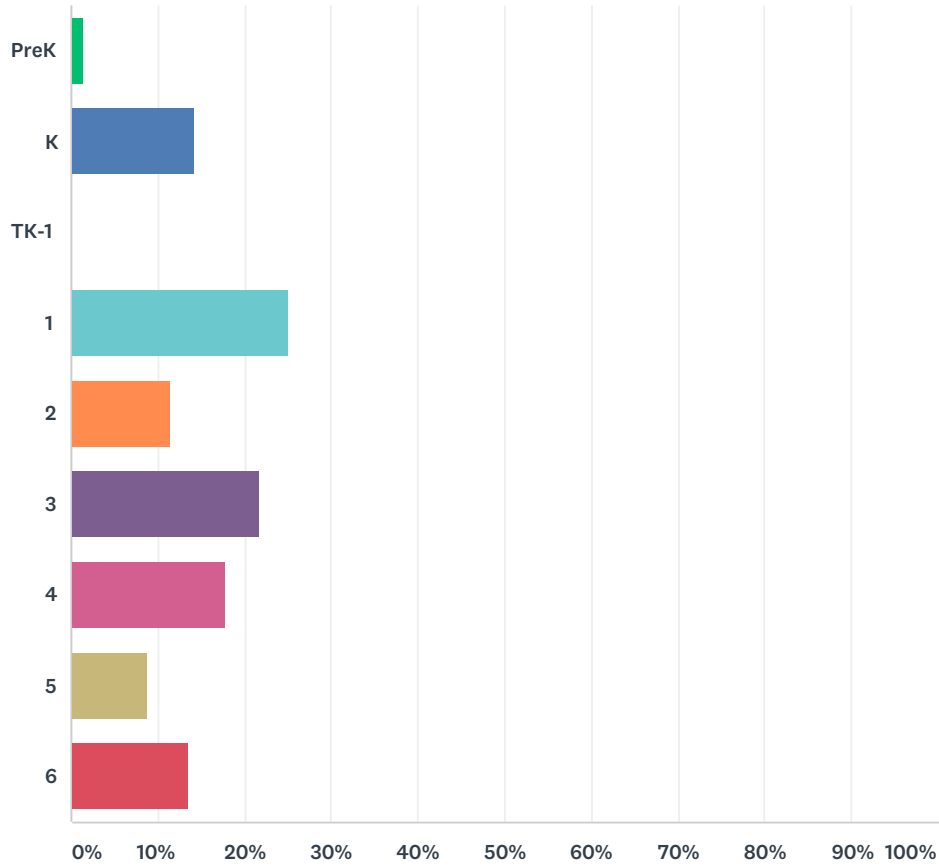
## Brevard Public Schools Elementary Parent Survey 2018-2019

Suntree Elementary	0.00%	0
Surfside Elementary	0.00%	0
Titusville High	0.00%	0
Tropical Elementary	0.00%	0
Turner Elementary	0.00%	0
University Park Elementary	0.00%	0
Viera High School VPK program	0.00%	0
Viera High	0.00%	0
West Melbourne Elementary School for Science	0.00%	0
West Shore Jr./Sr. High	0.00%	0
Westside Elementary	0.00%	0
Williams Elementary	0.00%	0
<b>TOTAL</b>		<b>147</b>



## Q2 What is your child's current grade level?

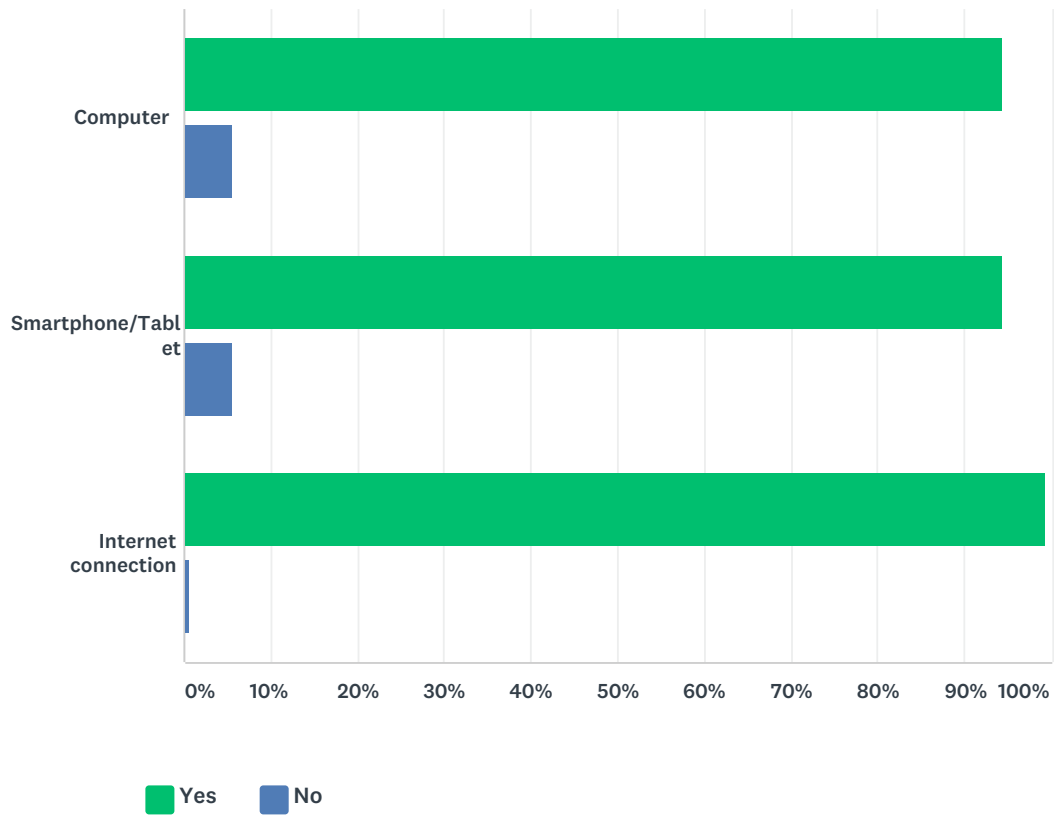
Answered: 147 Skipped: 0



ANSWER CHOICES	RESPONSES	
PreK	1.36%	2
K	14.29%	21
TK-1	0.00%	0
1	25.17%	37
2	11.56%	17
3	21.77%	32
4	17.69%	26
5	8.84%	13
6	13.61%	20
Total Respondents: 147		

### Q3 Does your child have access to a computer and internet connection outside of school?

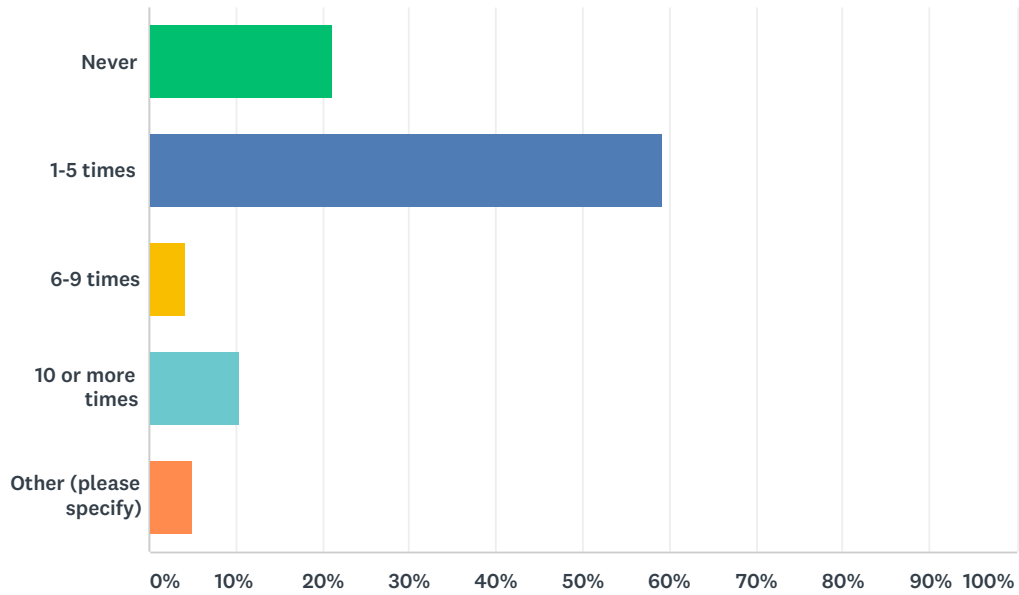
Answered: 142 Skipped: 5



	YES	NO	TOTAL
Computer	94.33% 133	5.67% 8	141
Smartphone/Tablet	94.29% 132	5.71% 8	140
Internet connection	99.30% 141	0.70% 1	142

## Q4 How many times per month do you access the school website?

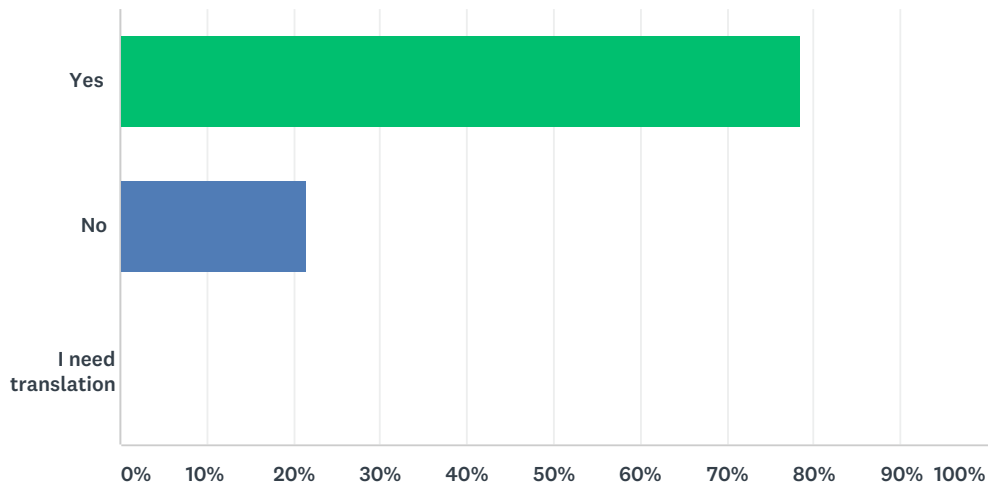
Answered: 142 Skipped: 5



ANSWER CHOICES	RESPONSES	
Never	21.13%	30
1-5 times	59.15%	84
6-9 times	4.23%	6
10 or more times	10.56%	15
Other (please specify)	4.93%	7
<b>TOTAL</b>		<b>142</b>

### Q5 Does your child's school keep you informed about information and events in a format that is easy to understand?

Answered: 139 Skipped: 8

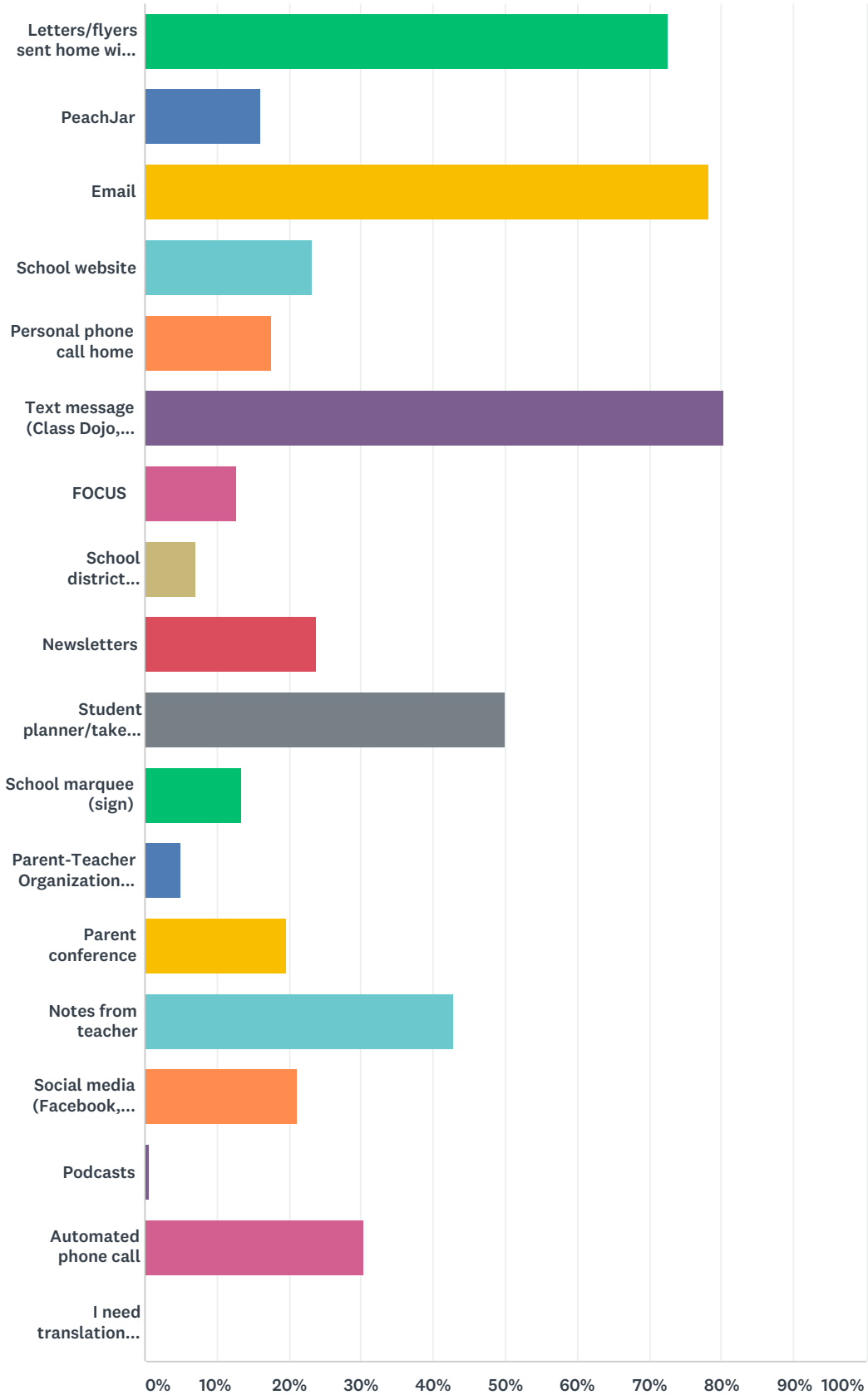


ANSWER CHOICES	RESPONSES	
Yes	78.42%	109
No	21.58%	30
I need translation	0.00%	0
<b>TOTAL</b>		<b>139</b>

**Q6 How would you prefer to receive information about events and/or your child's progress from the school? (check all that apply)**

Answered: 142 Skipped: 5

## Brevard Public Schools Elementary Parent Survey 2018-2019



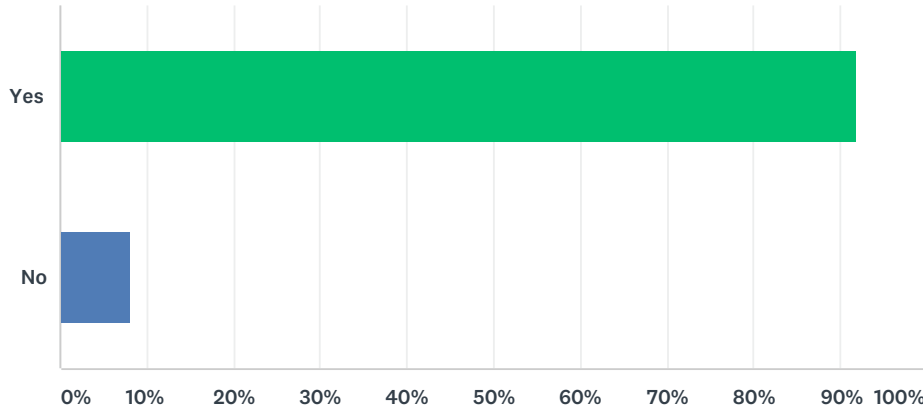
ANSWER CHOICES	RESPONSES
Letters/flyers sent home with students	72.54% <span style="float: right;">103</span>

## Brevard Public Schools Elementary Parent Survey 2018-2019

PeachJar	16.20%	23
Email	78.17%	111
School website	23.24%	33
Personal phone call home	17.61%	25
Text message (Class Dojo, Remind)	80.28%	114
FOCUS	12.68%	18
School district website	7.04%	10
Newsletters	23.94%	34
Student planner/take-home folder	50.00%	71
School marquee (sign)	13.38%	19
Parent-Teacher Organization (PTO/PTA)	4.93%	7
Parent conference	19.72%	28
Notes from teacher	42.96%	61
Social media (Facebook, Twitter)	21.13%	30
Podcasts	0.70%	1
Automated phone call	30.28%	43
I need translation assistance	0.00%	0
Total Respondents: 142		

### Q7 Do you feel welcome at your child's school?

Answered: 135 Skipped: 12

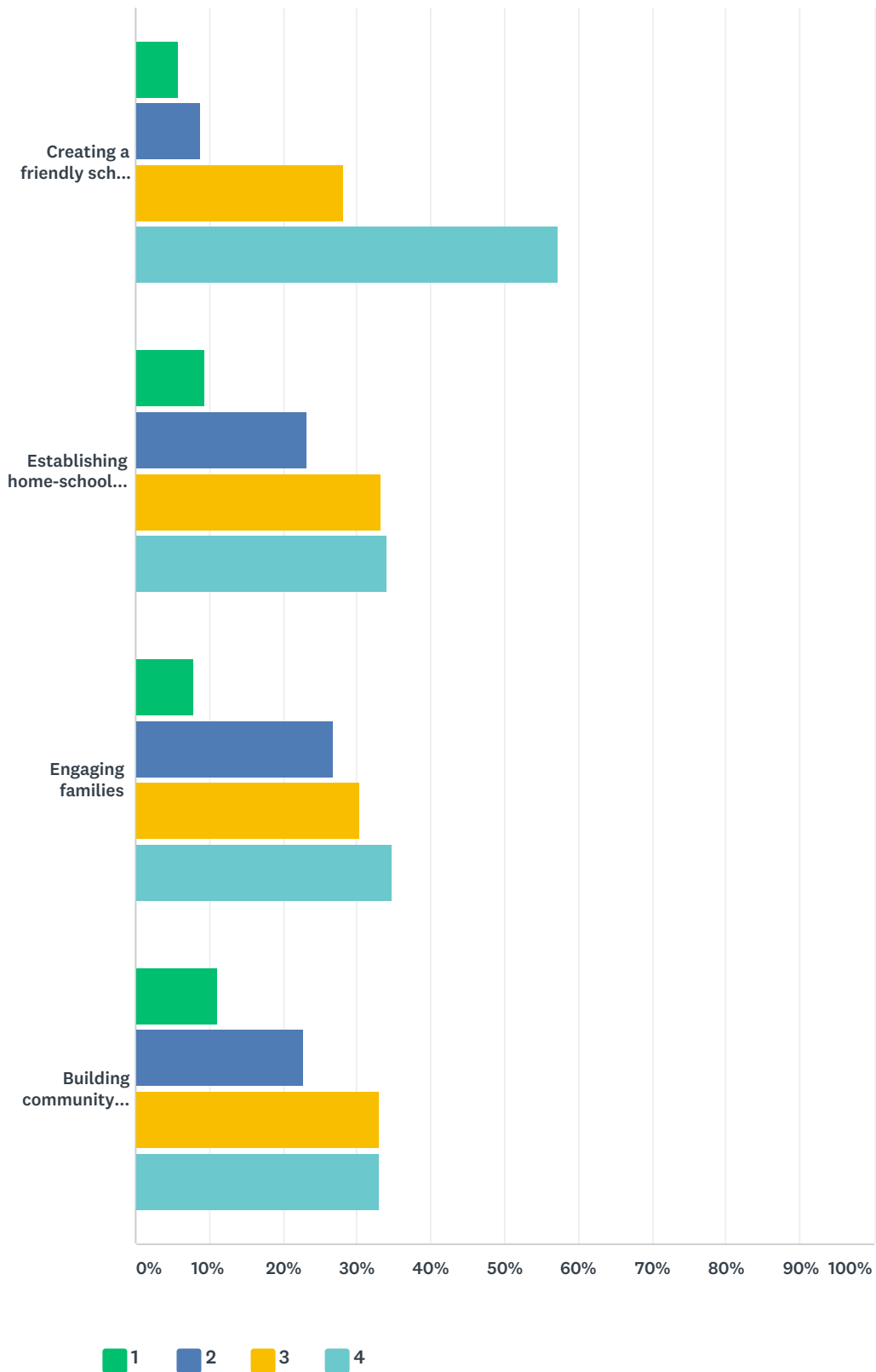


ANSWER CHOICES	RESPONSES	
Yes	91.85%	124
No	8.15%	11
TOTAL		135



Q8 Please rank the following from 1 (not well) through 4 (extremely well) according to how well your child's school supports each area:

Answered: 138 Skipped: 9

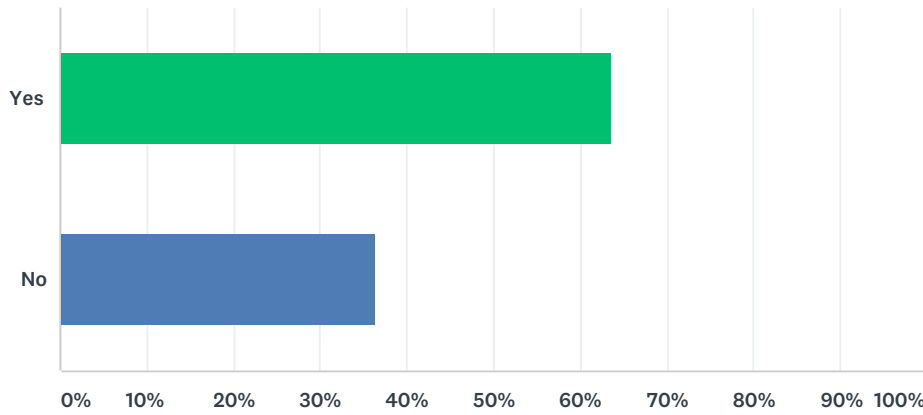


Brevard Public Schools Elementary Parent Survey 2018-2019

	1	2	3	4	TOTAL	WEIGHTED AVERAGE
Creating a friendly school climate	5.80% 8	8.70% 12	28.26% 39	57.25% 79	138	3.37
Establishing home-school communications	9.42% 13	23.19% 32	33.33% 46	34.06% 47	138	2.92
Engaging families	7.97% 11	26.81% 37	30.43% 42	34.78% 48	138	2.92
Building community partnerships	11.03% 15	22.79% 31	33.09% 45	33.09% 45	136	2.88

### Q9 Have you been given opportunities to provide input and feedback into school decisions (school improvement, Title I services, event planning, discipline)?

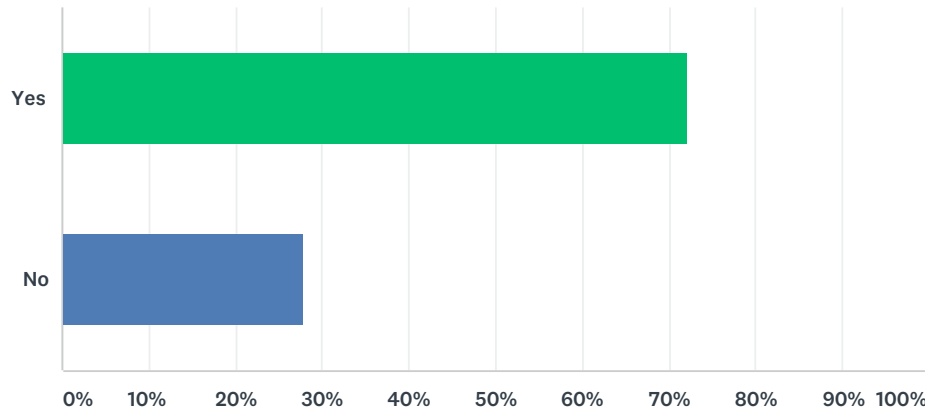
Answered: 137 Skipped: 10



ANSWER CHOICES	RESPONSES	
Yes	63.50%	87
No	36.50%	50
TOTAL		137

## Q10 Do you feel your child's school values input from families?

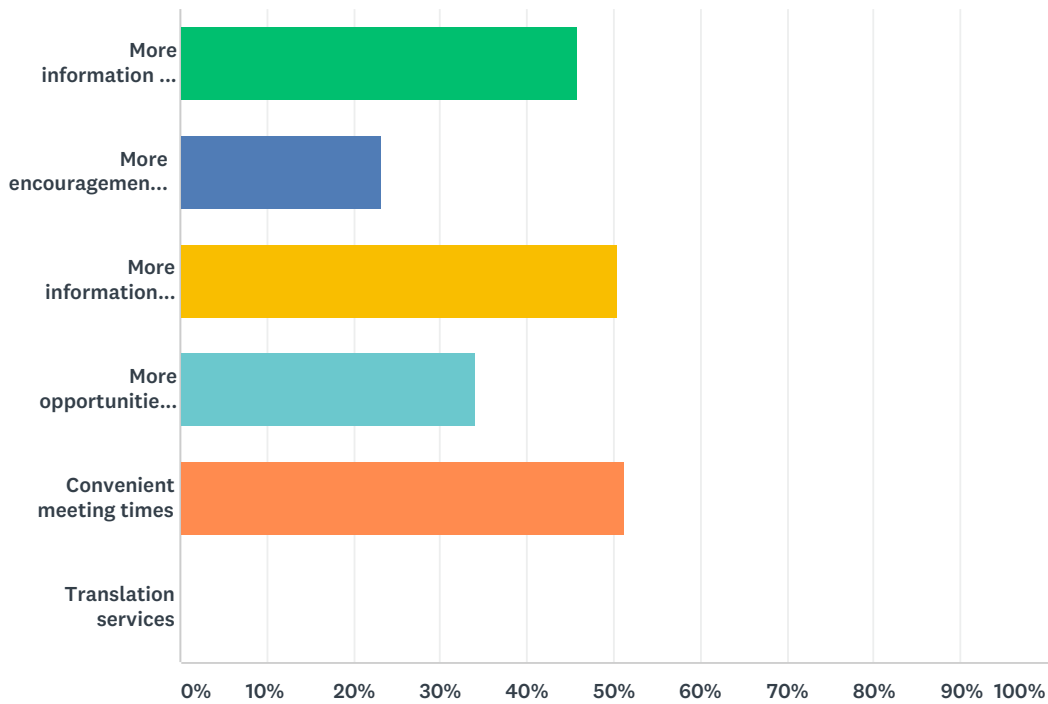
Answered: 133 Skipped: 14



ANSWER CHOICES	RESPONSES	
Yes	72.18%	96
No	27.82%	37
TOTAL		133

## Q11 How could your school assist you in playing a more active role in school decision-making?

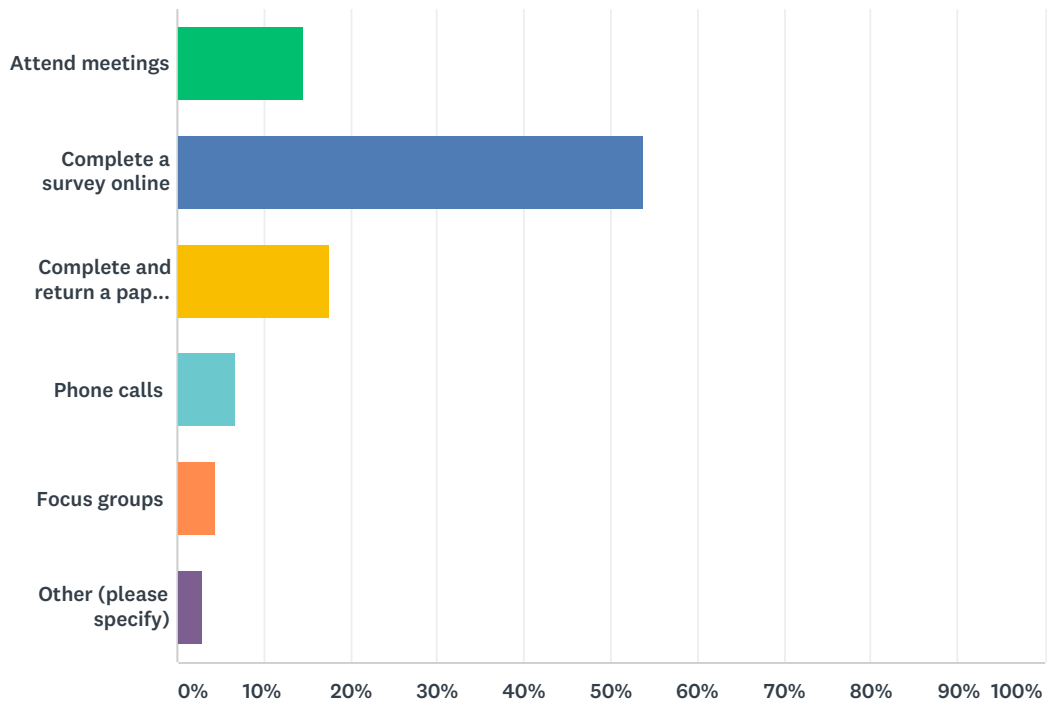
Answered: 129 Skipped: 18



ANSWER CHOICES	RESPONSES	
More information on how to become engaged	45.74%	59
More encouragement from the school to become engaged	23.26%	30
More information about school issues to be addressed	50.39%	65
More opportunities to share my opinion about school issues	34.11%	44
Convenient meeting times	51.16%	66
Translation services	0.00%	0
Total Respondents: 129		

## Q12 What is the best way for you to provide input regarding your child's school?

Answered: 136 Skipped: 11



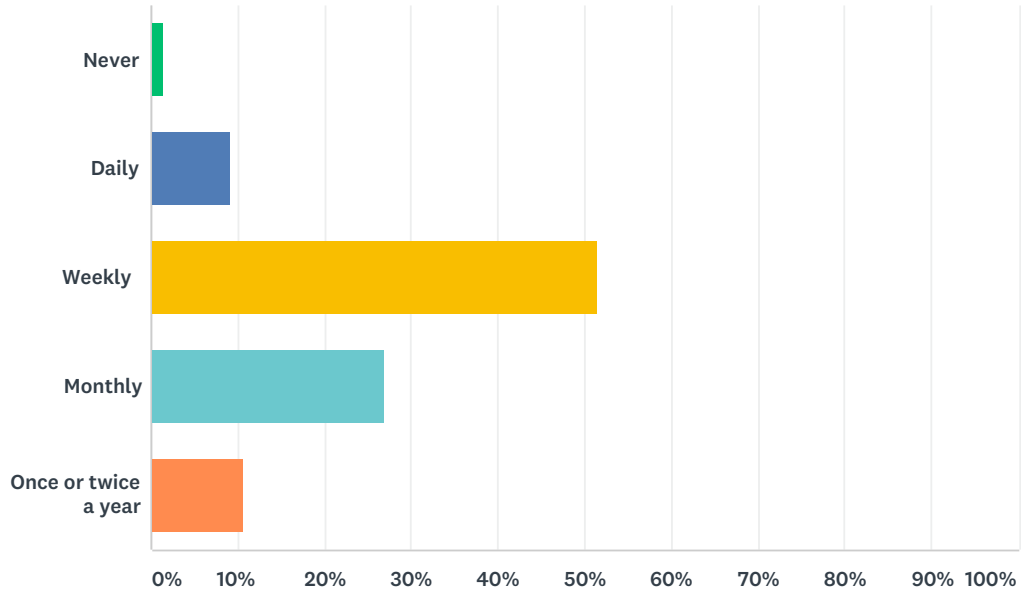
ANSWER CHOICES	RESPONSES	
Attend meetings	14.71%	20
Complete a survey online	53.68%	73
Complete and return a paper survey	17.65%	24
Phone calls	6.62%	9
Focus groups	4.41%	6
Other (please specify)	2.94%	4
<b>TOTAL</b>		<b>136</b>

**Q13 In what ways can family engagement be strengthened at your child's school?**

Answered: 57 Skipped: 90

### Q14 How often do you communicate with your child's teachers?

Answered: 130 Skipped: 17

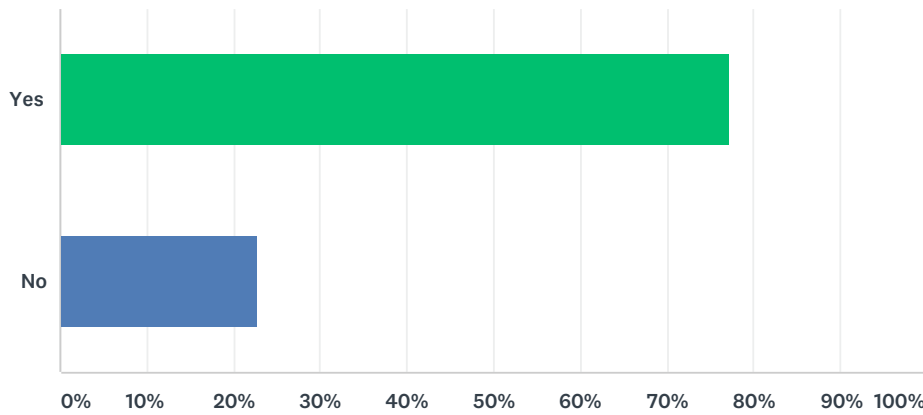


ANSWER CHOICES	RESPONSES	
Never	1.54%	2
Daily	9.23%	12
Weekly	51.54%	67
Monthly	26.92%	35
Once or twice a year	10.77%	14
<b>TOTAL</b>		<b>130</b>



### Q15 Are you aware of what your child is expected to master in all subject areas?

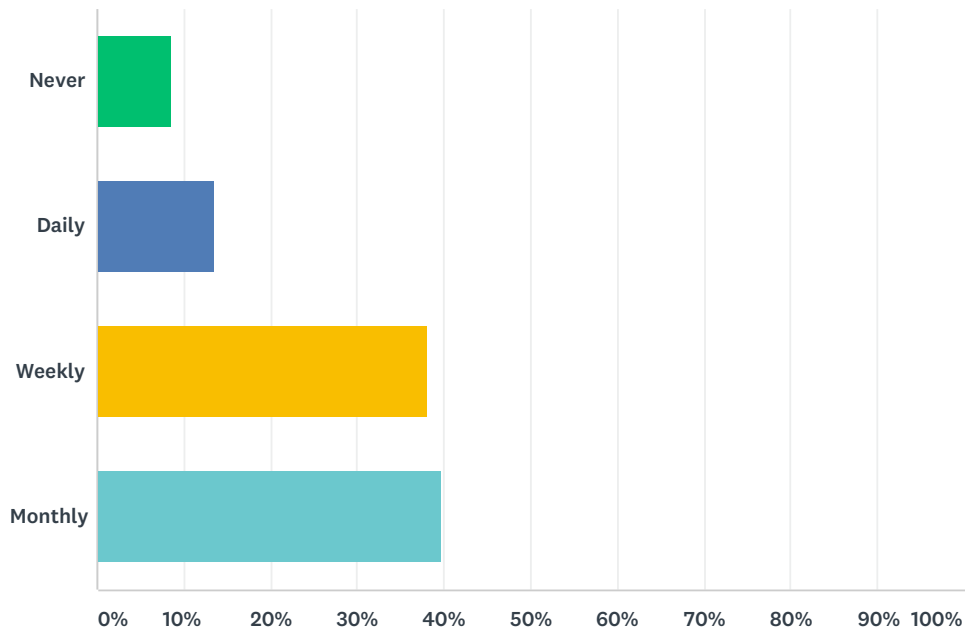
Answered: 132 Skipped: 15



ANSWER CHOICES	RESPONSES	
Yes	77.27%	102
No	22.73%	30
TOTAL		132

## Q16 How often does your child's teacher communicate with you about your child's progress?

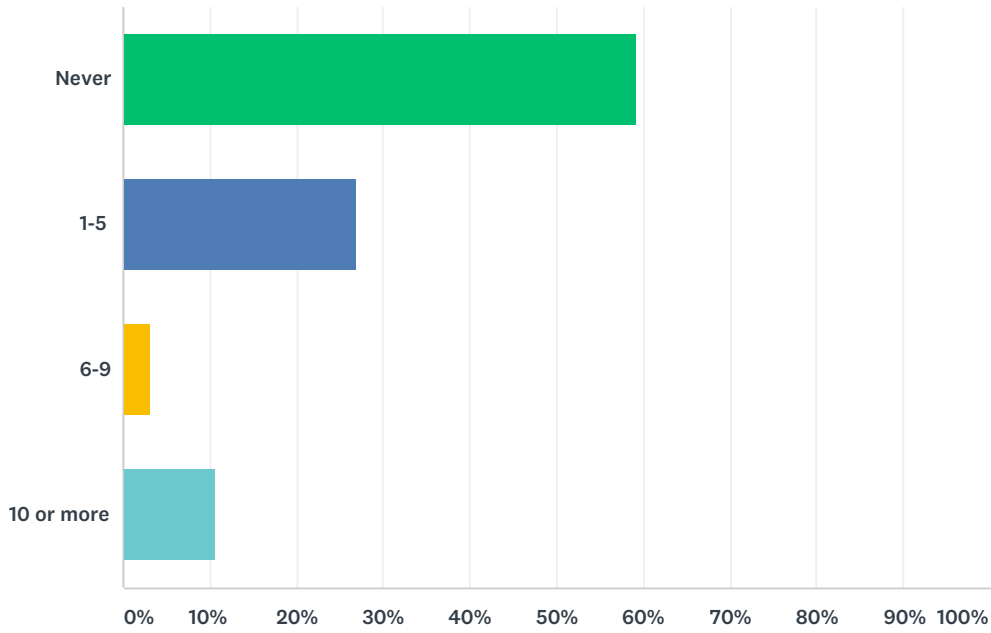
Answered: 118 Skipped: 29



ANSWER CHOICES	RESPONSES	
Never	8.47%	10
Daily	13.56%	16
Weekly	38.14%	45
Monthly	39.83%	47
TOTAL		118

## Q17 How many times per month do you access your child's grades through FOCUS?

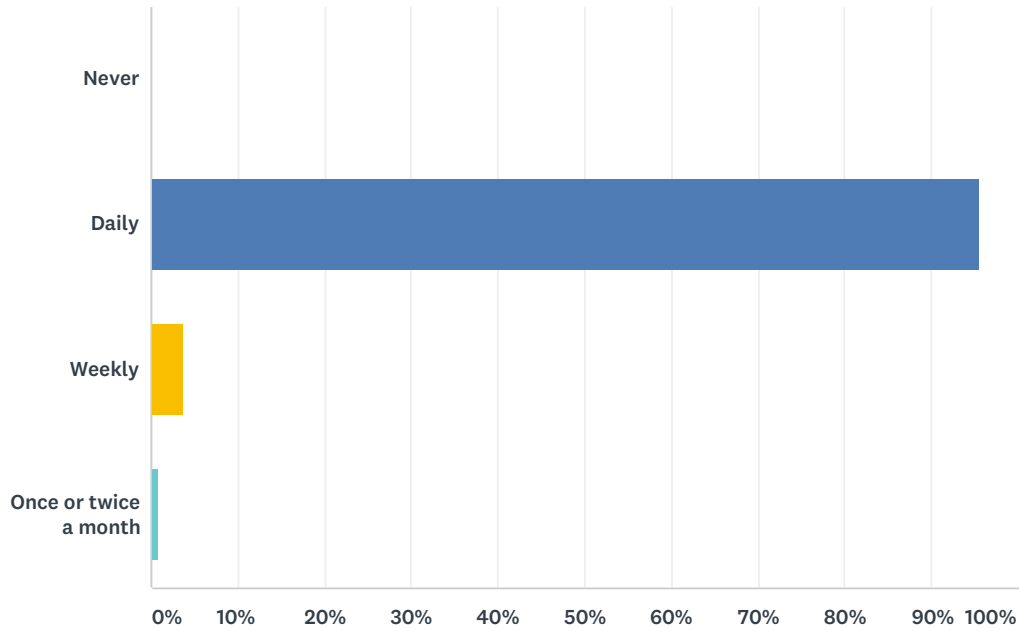
Answered: 130 Skipped: 17



ANSWER CHOICES	RESPONSES	
Never	59.23%	77
1-5	26.92%	35
6-9	3.08%	4
10 or more	10.77%	14
TOTAL		130

## Q18 How often do you have conversations with your child about what he or she is learning in school?

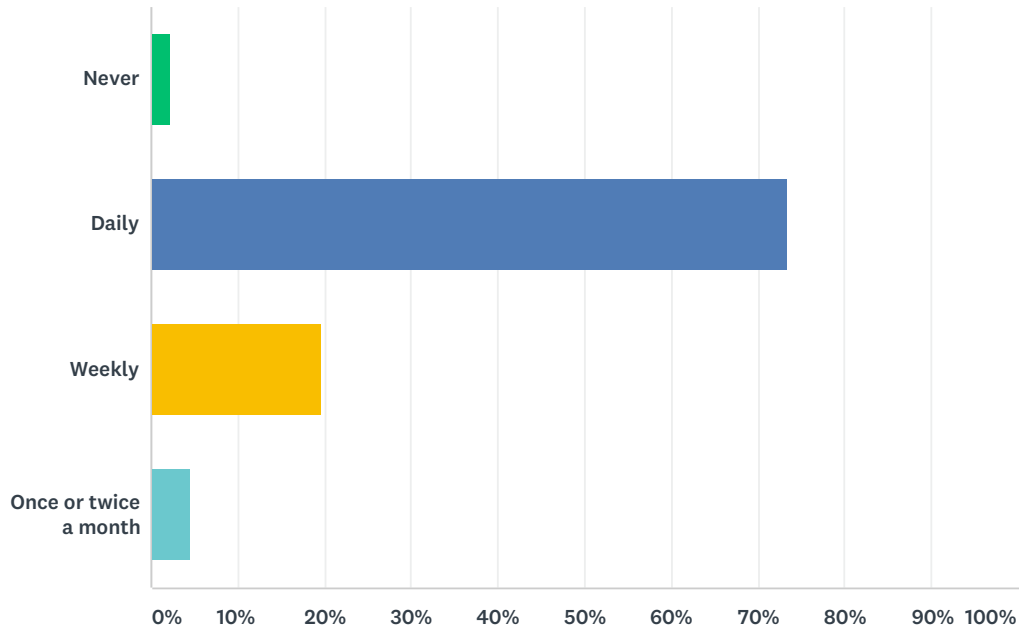
Answered: 134 Skipped: 13



ANSWER CHOICES	RESPONSES	
Never	0.00%	0
Daily	95.52%	128
Weekly	3.73%	5
Once or twice a month	0.75%	1
<b>TOTAL</b>		<b>134</b>

## Q19 How often do you work with your child on homework or class assignments?

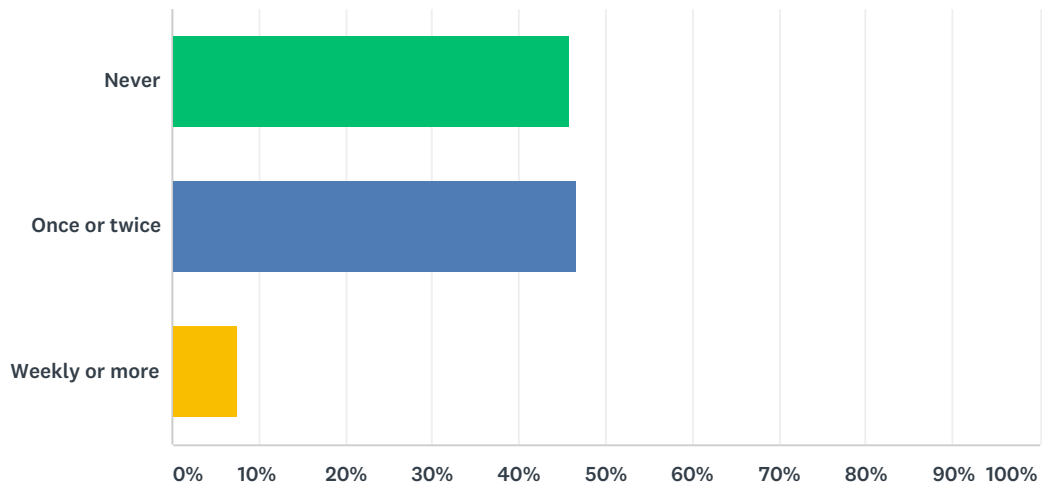
Answered: 132 Skipped: 15



ANSWER CHOICES	RESPONSES
Never	2.27% 3
Daily	73.48% 97
Weekly	19.70% 26
Once or twice a month	4.55% 6
<b>TOTAL</b>	<b>132</b>

## Q20 In the past year, how often have you participated in classroom activities during the school day?

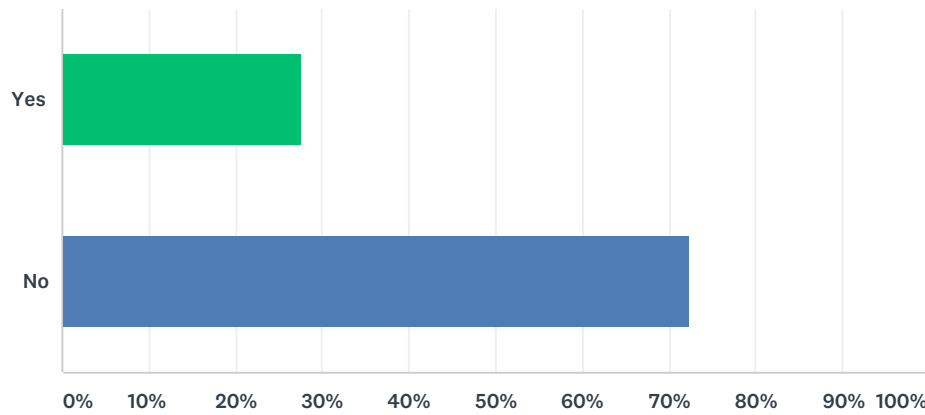
Answered: 131 Skipped: 16



ANSWER CHOICES	RESPONSES	
Never	45.80%	60
Once or twice	46.56%	61
Weekly or more	7.63%	10
<b>TOTAL</b>		<b>131</b>

## Q21 Is the cost of fingerprinting a barrier to volunteering at your child's school?

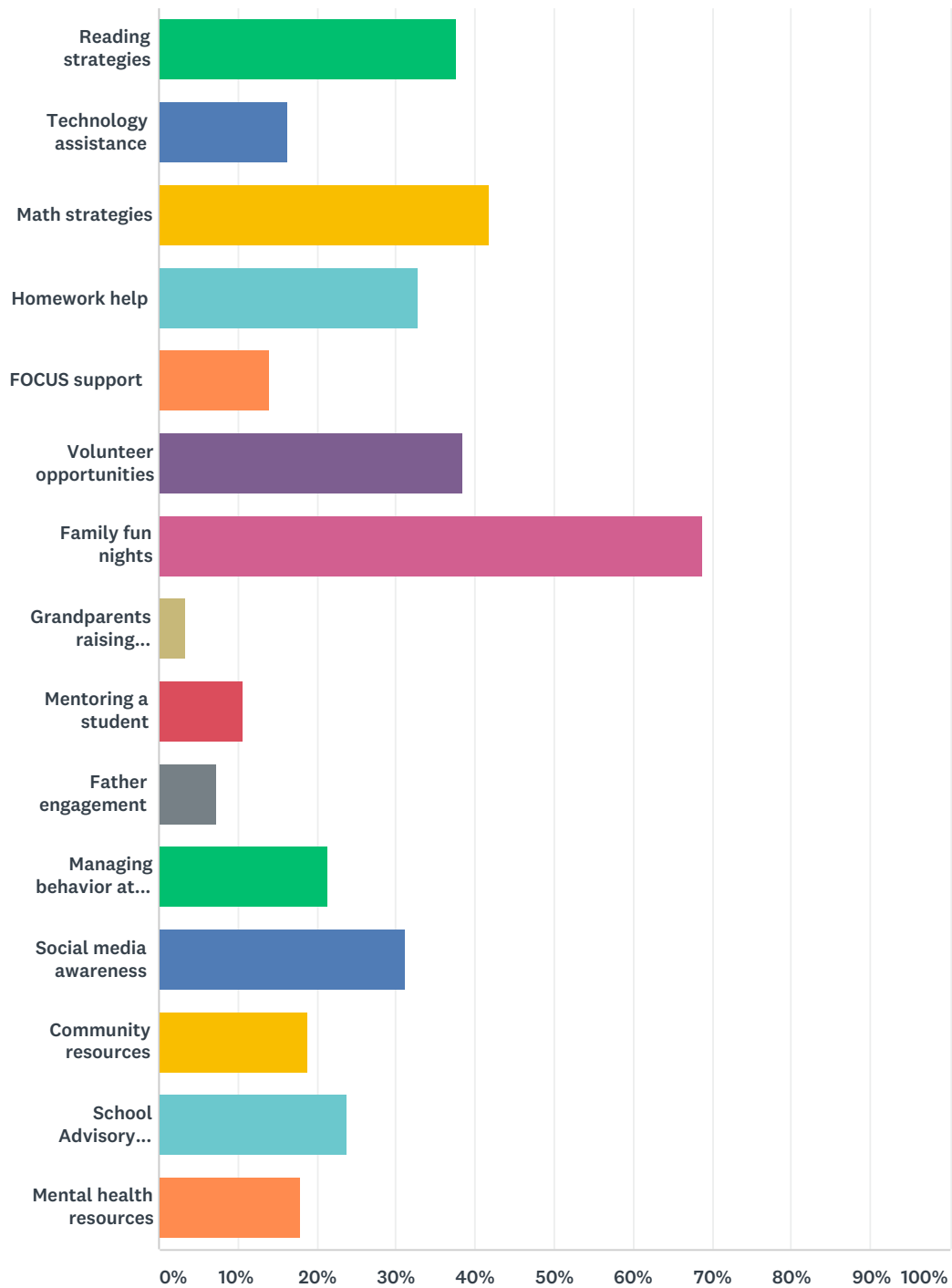
Answered: 130 Skipped: 17



ANSWER CHOICES	RESPONSES	
Yes	27.69%	36
No	72.31%	94
TOTAL		130

## Q22 Which of the following informational meetings and activities would you participate in or attend?

Answered: 122 Skipped: 25



ANSWER CHOICES	RESPONSES	
Reading strategies	37.70%	46
Technology assistance	16.39%	20

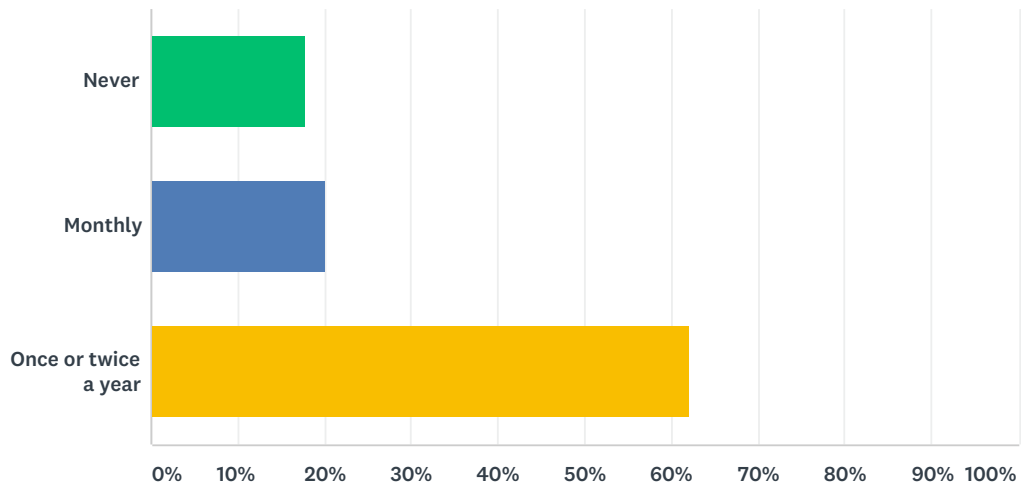


## Brevard Public Schools Elementary Parent Survey 2018-2019

Math strategies	41.80%	51
Homework help	32.79%	40
FOCUS support	13.93%	17
Volunteer opportunities	38.52%	47
Family fun nights	68.85%	84
Grandparents raising grandchildren	3.28%	4
Mentoring a student	10.66%	13
Father engagement	7.38%	9
Managing behavior at home	21.31%	26
Social media awareness	31.15%	38
Community resources	18.85%	23
School Advisory Council (SAC) or Parent-Teacher Organization (PTO/PTA)	23.77%	29
Mental health resources	18.03%	22
Total Respondents: 122		

Q23 In the past year, how often did you attend a parent meeting or event at your child's school that supported your child's academic success?

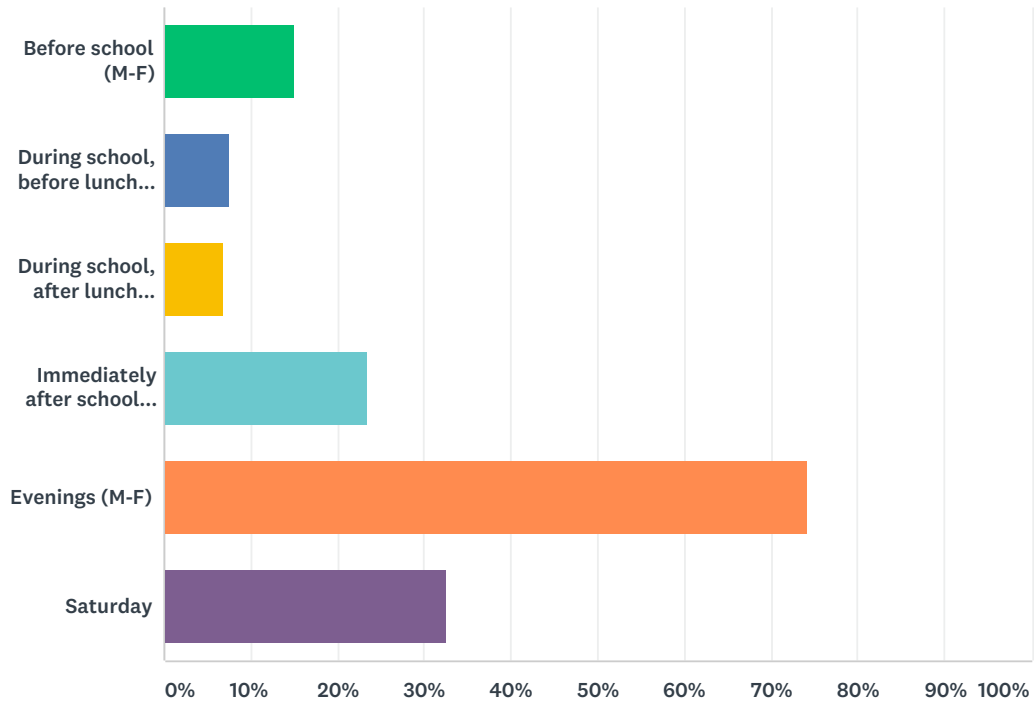
Answered: 124 Skipped: 23



ANSWER CHOICES	RESPONSES	
Never	17.74%	22
Monthly	20.16%	25
Once or twice a year	62.10%	77
TOTAL		124

## Q24 When is the best time for you to attend a school event for families?

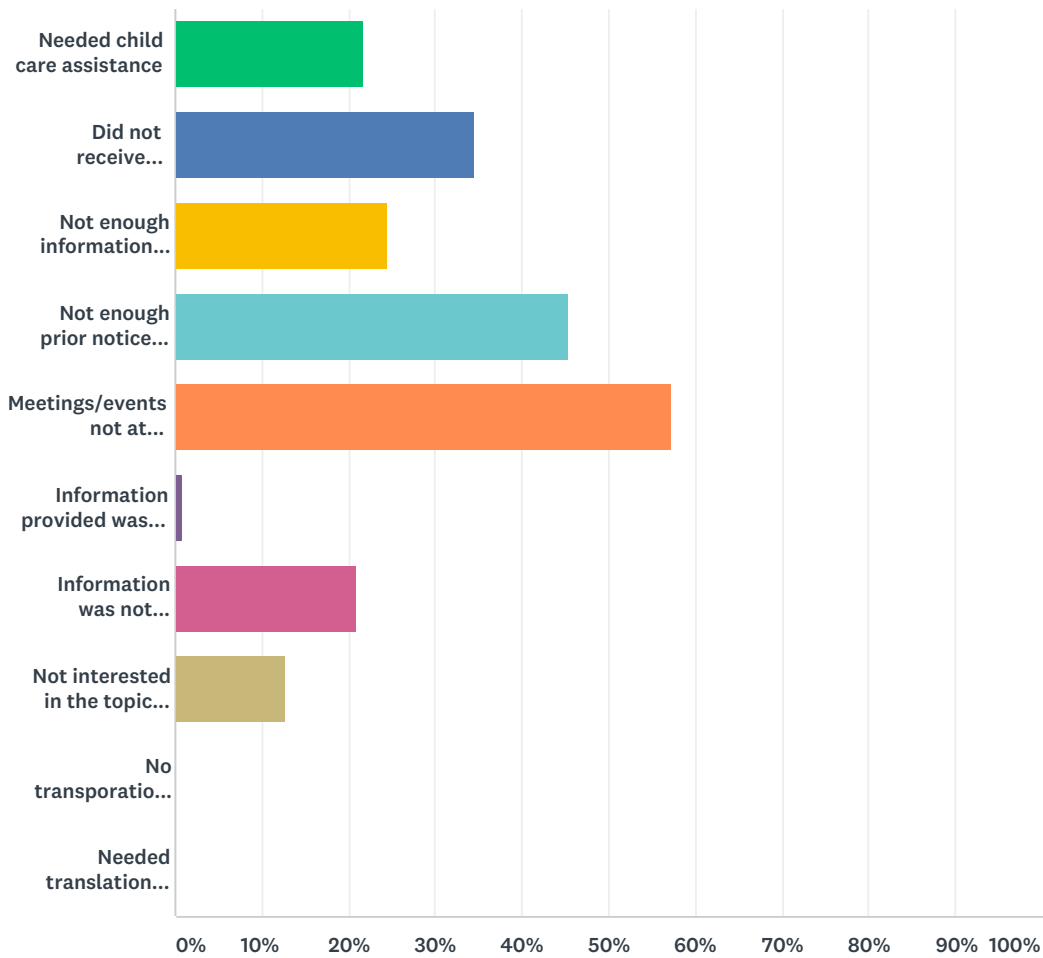
Answered: 132 Skipped: 15



ANSWER CHOICES	RESPONSES	
Before school (M-F)	15.15%	20
During school, before lunch (M-F)	7.58%	10
During school, after lunch (M-F)	6.82%	9
Immediately after school (M-F)	23.48%	31
Evenings (M-F)	74.24%	98
Saturday	32.58%	43
Total Respondents: 132		

### Q25 If you were unable to attend informational meetings or academic events, please share why. (check all that apply)

Answered: 110 Skipped: 37

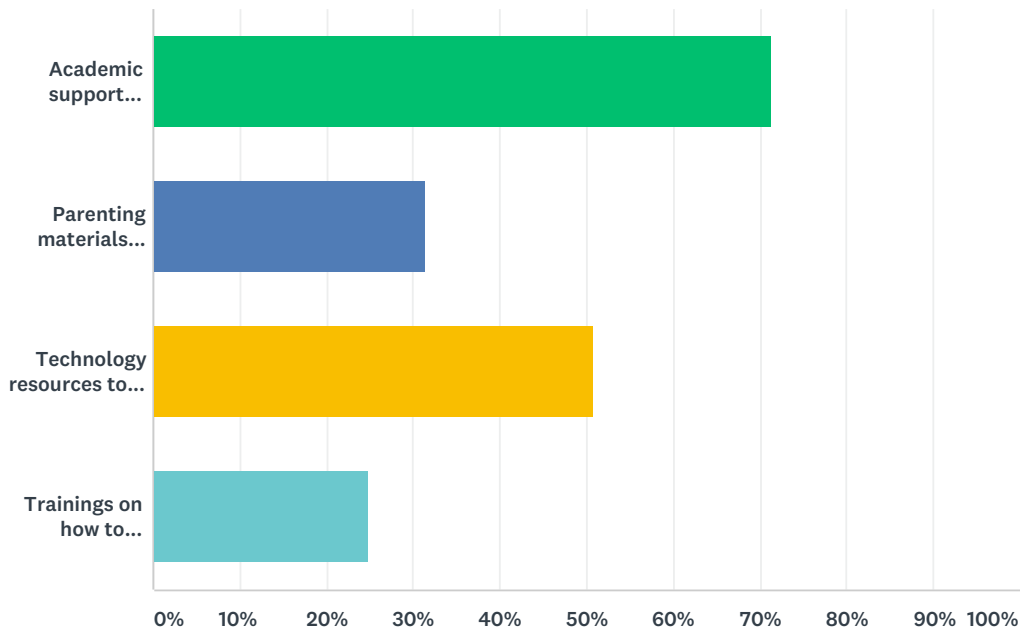


ANSWER CHOICES	RESPONSES	
Needed child care assistance	21.82%	24
Did not receive information about meetings/events	34.55%	38
Not enough information provided	24.55%	27
Not enough prior notice provided	45.45%	50
Meetings/events not at convenient times	57.27%	63
Information provided was difficult to understand	0.91%	1
Information was not relevant to me/my child	20.91%	23
Not interested in the topics presented	12.73%	14
No transportation to get to meetings/events	0.00%	0
Needed translation services	0.00%	0

Total Respondents: 110

## Q26 What types of family engagement resources would you use if they were provided at your school?

Answered: 108 Skipped: 39



ANSWER CHOICES	RESPONSES	
Academic support materials for families to use at home	71.30%	77
Parenting materials (articles and books for check out)	31.48%	34
Technology resources to support learning at home	50.93%	55
Trainings on how to participate in school decision-making committees	25.00%	27
Total Respondents: 108		

**Q27 What can Brevard Public Schools do to ensure your child is successful in elementary school?**

Answered: 68 Skipped: 79

**Q28 Please list any possible community organizations and/or businesses that you feel would be ideal school partners:**

Answered: 20 Skipped: 127



**Q29 What do you feel is working well at your child's school? (This is your chance to brag about your school and share what you like about it!)**

Answered: 57 Skipped: 90

**Q30 What do you feel is not working, difficult, and/or needs improvement at your child's school? (This is your chance to tell us what you would like to see changed.)**

Answered: 64 Skipped: 83