


# Q1 What school does your child attend?

Answered: 77 Skipped: 0



Brevard Public Schools Elementary Parent Survey 2019-2020

Elementary										
Croton Elementary										
DeLaura Middle										
Discovery Elementary										
Eau Gallie High										
Edgewood Jr./Sr. High										
Endeavour Elementary										
Eau Gallie High School ...										
Enterprise Elementary										
Fairglen Elementary										
Freedom 7 Elementary										
Gemini Elementary										
Golfview Elementary										
Harbor City Elementary										
Heritage High										
Holland Elementary										
Hoover Middle										
Imperial Estates...										
Indialantic Elementary										
Jackson Middle										
Jefferson Middle										


Brevard Public Schools Elementary Parent Survey 2019-2020

Johnson Middle  
Jupiter  
Elementary  
Kennedy Middle  
Lockmar  
Elementary  
Longleaf  
Elementary  
Madison Middle  
Manatee  
Elementary  
McAuliffe  
Elementary  
McNair Magnet  
Middle  
Meadowlane  
Intermediate...  
Meadowlane  
Primary...  
Merritt Island  
High School ...  
Melbourne High  
Merritt Island  
High  
MILA Elementary  
Mims Elementary  
Pathways at  
Gardendale...  
Oak Park  
Elementary  
Ocean Breeze  
Elementary  
Palm Bay  
Elementary  
Palm Bay High  
School VPK...

Brevard Public Schools Elementary Parent Survey 2019-2020

Palm Bay Magnet High										
Pinewood Elementary										
Port Malabar Elementary										
Quest Elementary...										
Riviera Elementary										
Rockledge High										
Roosevelt Elementary										
Sabal Elementary										
Satellite High School VPK...										
Satellite High										
Saturn Elementary										
Sea Park Elementary										
Sherwood Elementary										
Pathways at Pine Grove...										
South Area Head Start										
South Lake Elementary										
Southwest Middle										
Space Coast Jr./Sr. High										
Stevenson Elementary										
Stone Middle										
Sunrise Elementary										

# Brevard Public Schools Elementary Parent Survey 2019-2020



Brevard Public Schools Elementary Parent Survey 2019-2020

ANSWER CHOICES	RESPONSES	
Apollo Elementary	100.00%	77
Riverview School	0.00%	0
Allen, Roy Elementary	0.00%	0
Andersen Elementary	0.00%	0
Astronaut High	0.00%	0
Atlantis Elementary	0.00%	0
Audubon Elementary	0.00%	0
Bayside High	0.00%	0
Brevard Virtual Instruction Program (BVIP)	0.00%	0
Cambridge Elementary Magnet	0.00%	0
Cape View Elementary	0.00%	0
Carroll, Lewis Elementary	0.00%	0
Central Middle	0.00%	0
Challenger 7 Elementary	0.00%	0
Cocoa Beach Jr./Sr. High	0.00%	0
Cocoa High	0.00%	0
Columbia Elementary	0.00%	0
Coquina Elementary	0.00%	0
Dr W. J. Creel Elementary	0.00%	0
Croton Elementary	0.00%	0
DeLaura Middle	0.00%	0
Discovery Elementary	0.00%	0
Eau Gallie High	0.00%	0
Edgewood Jr./Sr. High	0.00%	0
Endeavour Elementary	0.00%	0
Eau Gallie High School VPK program	0.00%	0
Enterprise Elementary	0.00%	0
Fairglen Elementary	0.00%	0
Freedom 7 Elementary	0.00%	0
Gemini Elementary	0.00%	0
Golfview Elementary	0.00%	0
Harbor City Elementary	0.00%	0

Brevard Public Schools Elementary Parent Survey 2019-2020

Heritage High	0.00%	0
Holland Elementary	0.00%	0
Hoover Middle	0.00%	0
Imperial Estates Elementary	0.00%	0
Indialantic Elementary	0.00%	0
Jackson Middle	0.00%	0
Jefferson Middle	0.00%	0
Johnson Middle	0.00%	0
Jupiter Elementary	0.00%	0
Kennedy Middle	0.00%	0
Lockmar Elementary	0.00%	0
Longleaf Elementary	0.00%	0
Madison Middle	0.00%	0
Manatee Elementary	0.00%	0
McAuliffe Elementary	0.00%	0
McNair Magnet Middle	0.00%	0
Meadowlane Intermediate Elementary	0.00%	0
Meadowlane Primary Elementary	0.00%	0
Merritt Island High School VPK program	0.00%	0
Melbourne High	0.00%	0
Merritt Island High	0.00%	0
MILA Elementary	0.00%	0
Mims Elementary	0.00%	0
Pathways at Gardendale (North/Central Area Alternative Center)	0.00%	0
Oak Park Elementary	0.00%	0
Ocean Breeze Elementary	0.00%	0
Palm Bay Elementary	0.00%	0
Palm Bay High School VPK program	0.00%	0
Palm Bay Magnet High	0.00%	0
Pinewood Elementary	0.00%	0
Port Malabar Elementary	0.00%	0
Quest Elementary School	0.00%	0
Riviera Elementary	0.00%	0
Rockledge High	0.00%	0

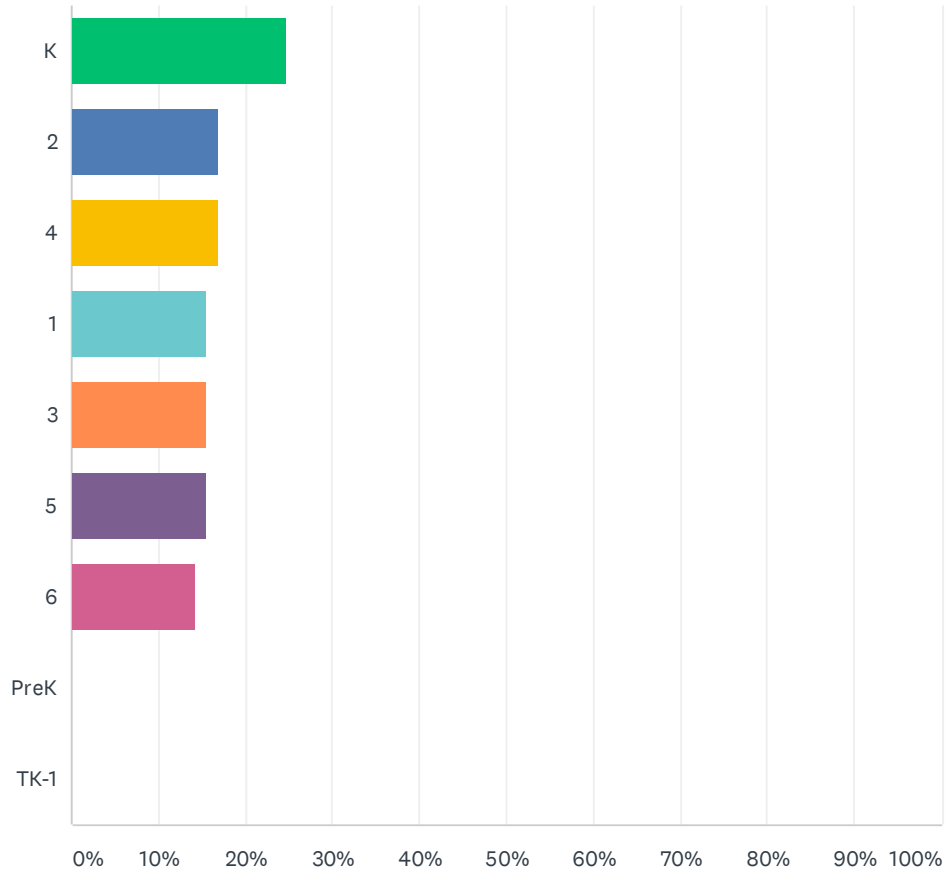
Brevard Public Schools Elementary Parent Survey 2019-2020

Roosevelt Elementary	0.00%	0
Sabal Elementary	0.00%	0
Satellite High School VPK program	0.00%	0
Satellite High	0.00%	0
Saturn Elementary	0.00%	0
Sea Park Elementary	0.00%	0
Sherwood Elementary	0.00%	0
Pathways at Pine Grove (South Area Alternative Center)	0.00%	0
South Area Head Start	0.00%	0
South Lake Elementary	0.00%	0
Southwest Middle	0.00%	0
Space Coast Jr./Sr. High	0.00%	0
Stevenson Elementary	0.00%	0
Stone Middle	0.00%	0
Sunrise Elementary	0.00%	0
Suntree Elementary	0.00%	0
Surfside Elementary	0.00%	0
Titusville High	0.00%	0
Tropical Elementary	0.00%	0
Turner Elementary	0.00%	0
University Park Elementary	0.00%	0
Viera High School VPK program	0.00%	0
Viera High	0.00%	0
West Melbourne Elementary School for Science	0.00%	0
West Shore Jr./Sr. High	0.00%	0
Westside Elementary	0.00%	0
Williams Elementary	0.00%	0
<b>TOTAL</b>		<b>77</b>



## Q2 What is your child's current grade level?

Answered: 77 Skipped: 0

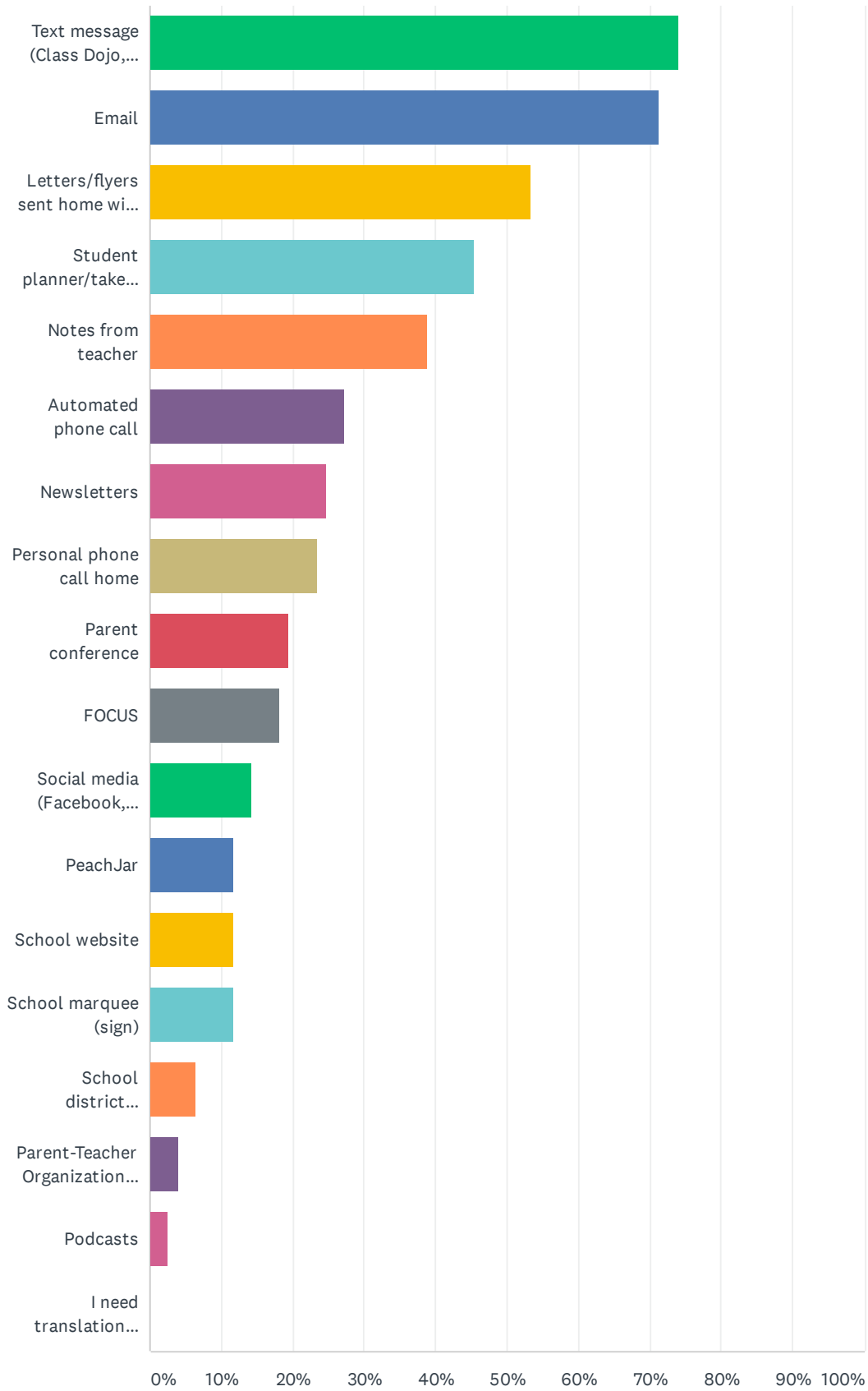


ANSWER CHOICES	RESPONSES	
K	24.68%	19
2	16.88%	13
4	16.88%	13
1	15.58%	12
3	15.58%	12
5	15.58%	12
6	14.29%	11
PreK	0.00%	0
TK-1	0.00%	0
Total Respondents: 77		

**Q3 What is the best way for us to get important information regarding school events and/or your child's progress from the school? (check all that apply)**

Answered: 77 Skipped: 0

# Brevard Public Schools Elementary Parent Survey 2019-2020

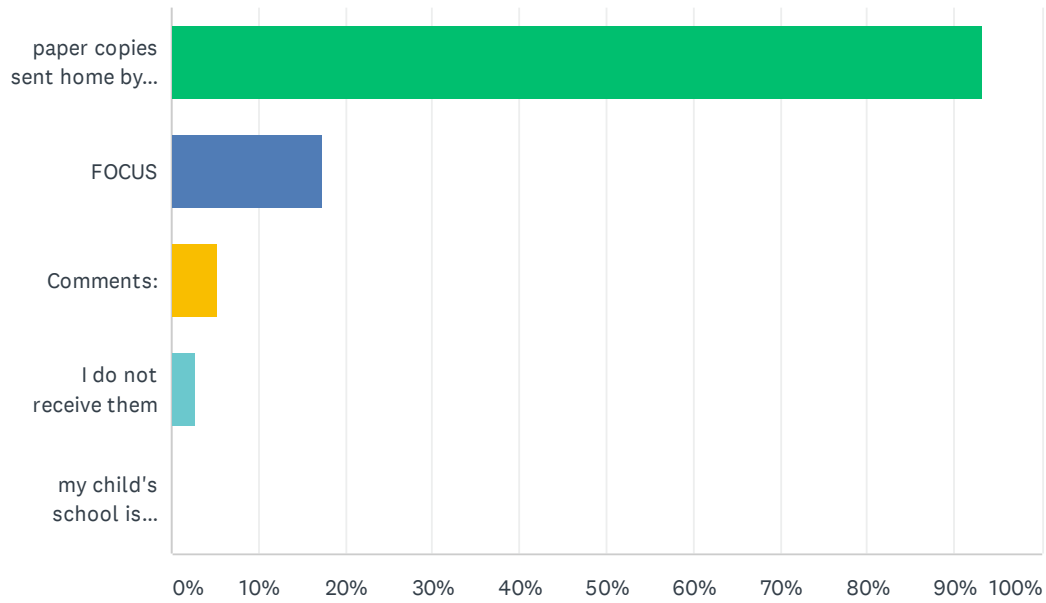


Brevard Public Schools Elementary Parent Survey 2019-2020

ANSWER CHOICES	RESPONSES	
Text message (Class Dojo, Remind)	74.03%	57
Email	71.43%	55
Letters/flyers sent home with students	53.25%	41
Student planner/take-home folder	45.45%	35
Notes from teacher	38.96%	30
Automated phone call	27.27%	21
Newsletters	24.68%	19
Personal phone call home	23.38%	18
Parent conference	19.48%	15
FOCUS	18.18%	14
Social media (Facebook, Twitter)	14.29%	11
PeachJar	11.69%	9
School website	11.69%	9
School marquee (sign)	11.69%	9
School district website	6.49%	5
Parent-Teacher Organization (PTO/PTA)	3.90%	3
Podcasts	2.60%	2
I need translation assistance	0.00%	0
Total Respondents: 77		

## Q4 How do you receive interim reports and report cards?

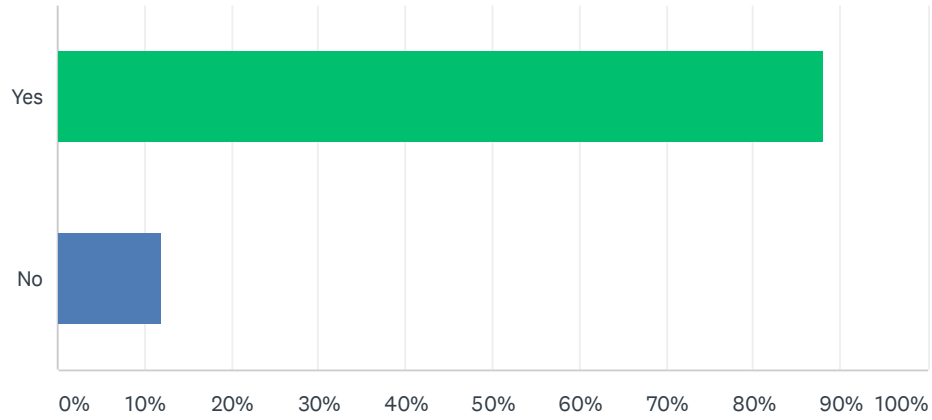
Answered: 75 Skipped: 2



ANSWER CHOICES	RESPONSES	
paper copies sent home by the school	93.33%	70
FOCUS	17.33%	13
Comments:	5.33%	4
I do not receive them	2.67%	2
my child's school is paperless	0.00%	0
Total Respondents: 75		

## Q5 Do you feel welcome at your child's school?

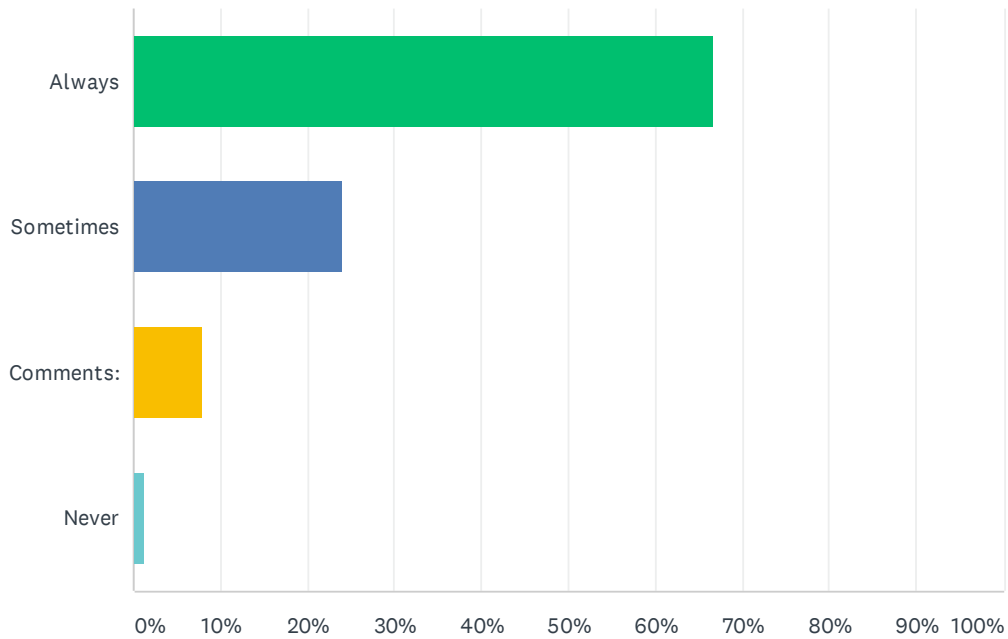
Answered: 75 Skipped: 2



ANSWER CHOICES	RESPONSES	
Yes	88.00%	66
No	12.00%	9
TOTAL		75

### Q6 The office staff at my school is polite and is helpful in answering my questions or concerns.

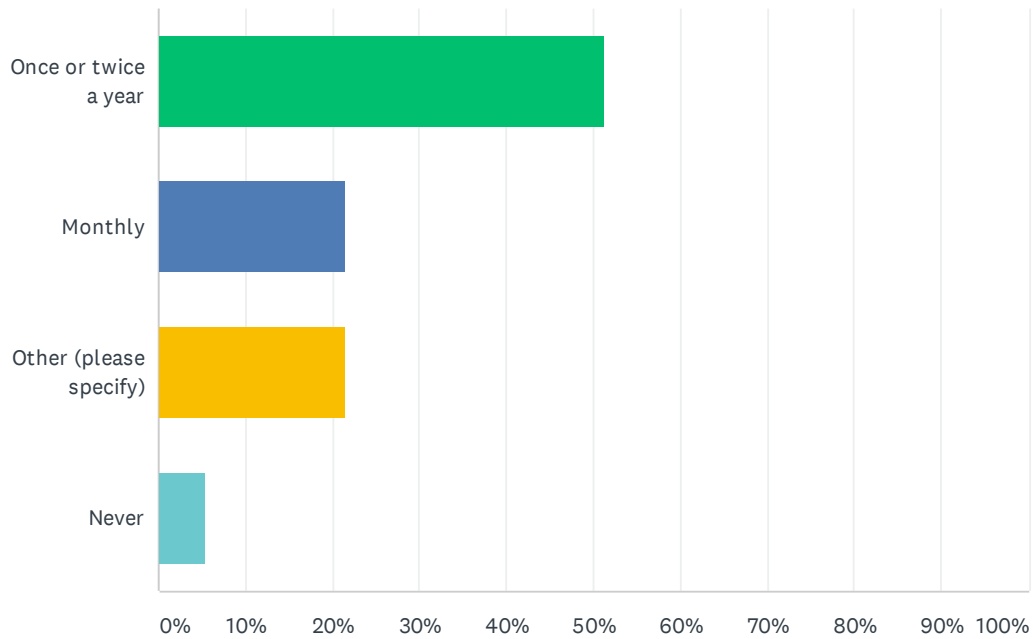
Answered: 75 Skipped: 2



ANSWER CHOICES	RESPONSES	
Always	66.67%	50
Sometimes	24.00%	18
Comments:	8.00%	6
Never	1.33%	1
<b>TOTAL</b>		<b>75</b>

### Q7 In the past year, how often did you attend a parent meeting or event at your child's school that supported your child's academic success?

Answered: 74 Skipped: 3

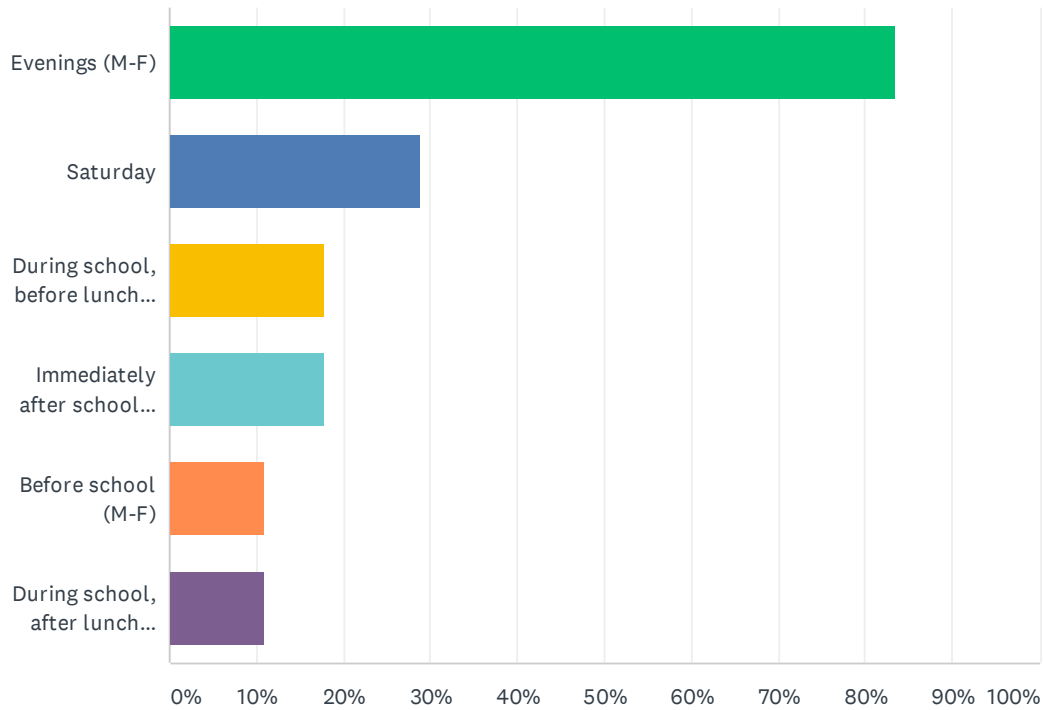


ANSWER CHOICES	RESPONSES	
Once or twice a year	51.35%	38
Monthly	21.62%	16
Other (please specify)	21.62%	16
Never	5.41%	4
<b>TOTAL</b>		<b>74</b>



## Q8 When is the best time for you to attend a school event for families?

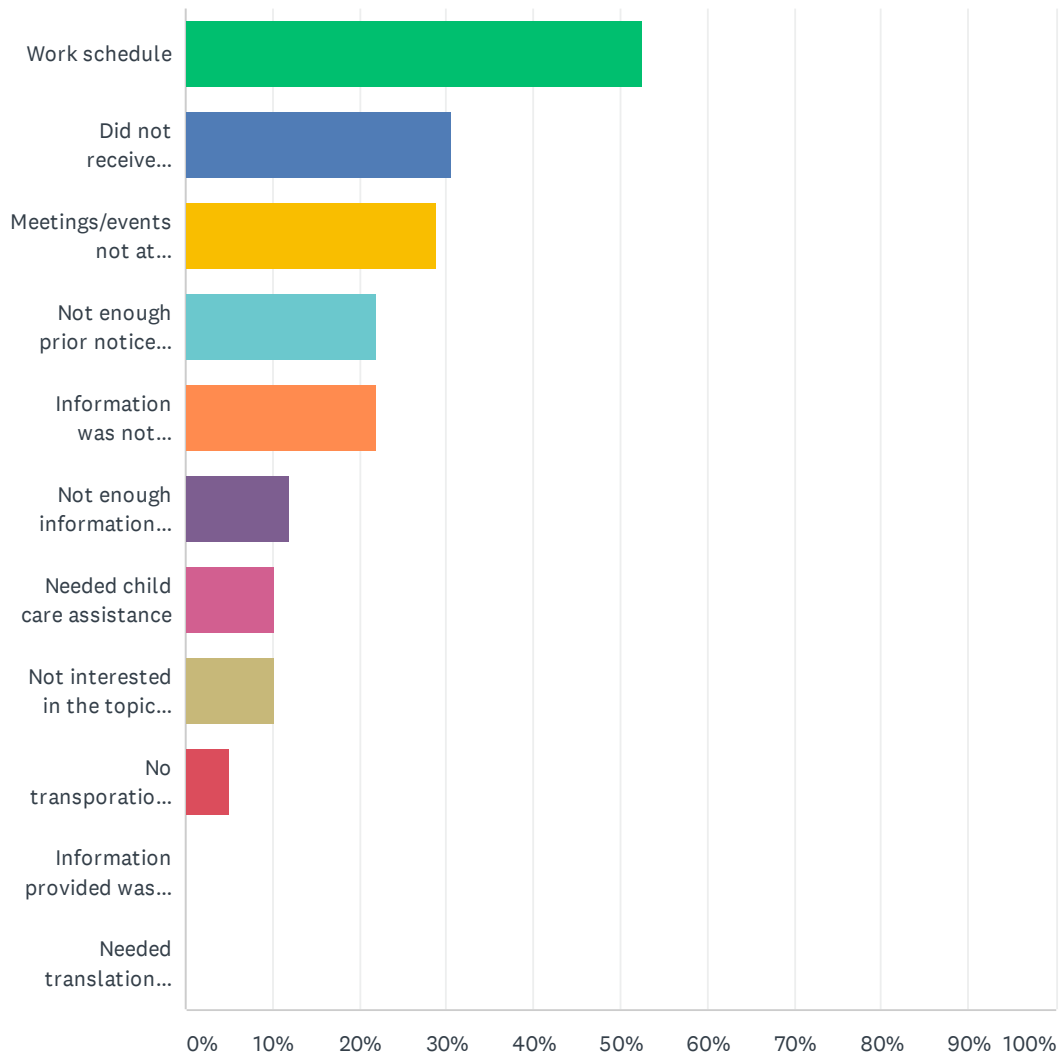
Answered: 73 Skipped: 4



ANSWER CHOICES	RESPONSES	
Evenings (M-F)	83.56%	61
Saturday	28.77%	21
During school, before lunch (M-F)	17.81%	13
Immediately after school (M-F)	17.81%	13
Before school (M-F)	10.96%	8
During school, after lunch (M-F)	10.96%	8
Total Respondents: 73		

### Q9 If you were unable to attend informational meetings or academic events, please share why. (Check all that apply)

Answered: 59 Skipped: 18

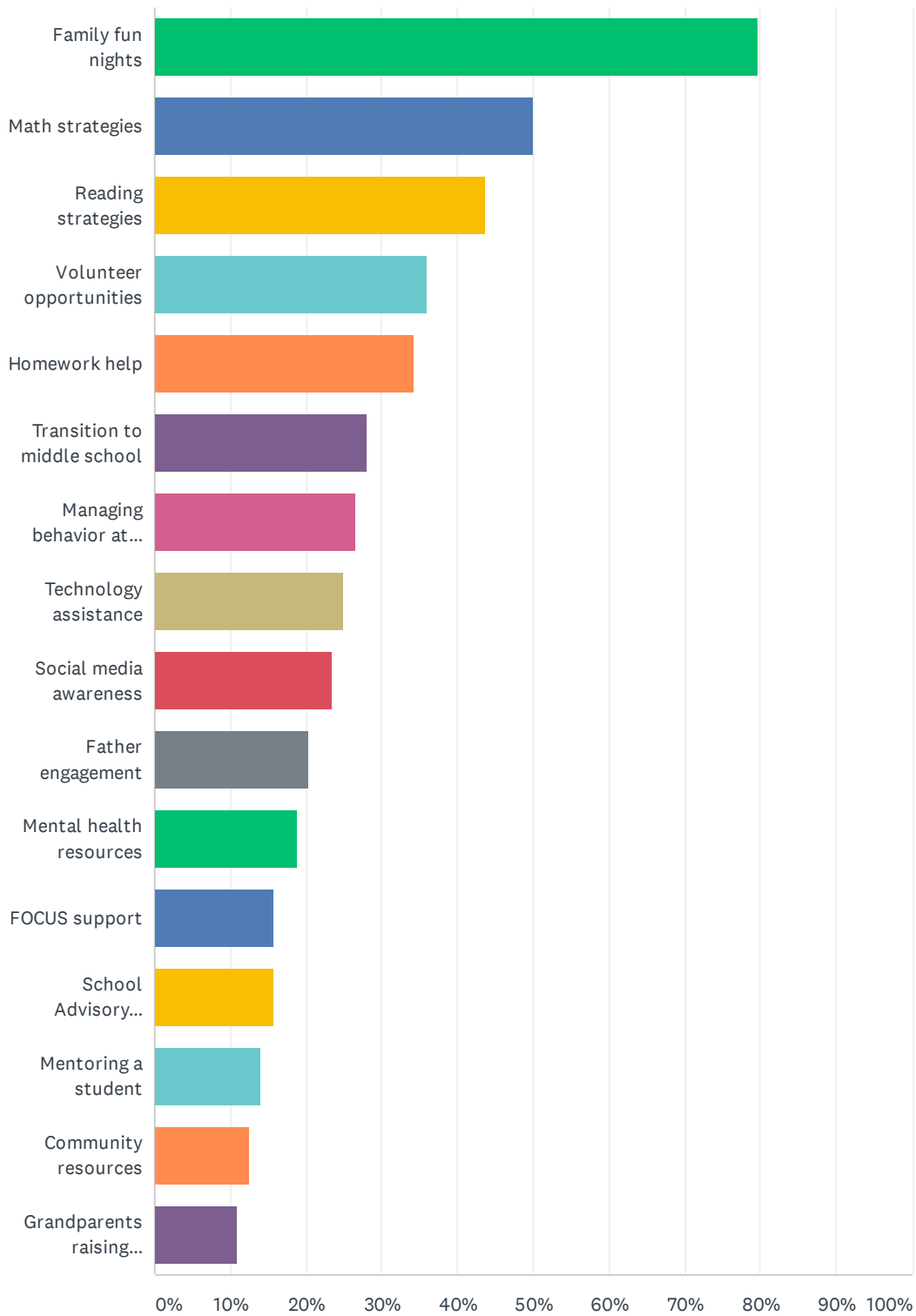


Brevard Public Schools Elementary Parent Survey 2019-2020

ANSWER CHOICES	RESPONSES	
Work schedule	52.54%	31
Did not receive information about meetings/events	30.51%	18
Meetings/events not at convenient times	28.81%	17
Not enough prior notice provided	22.03%	13
Information was not relevant to me/my child	22.03%	13
Not enough information provided	11.86%	7
Needed child care assistance	10.17%	6
Not interested in the topics presented	10.17%	6
No transportation to get to meetings/events	5.08%	3
Information provided was difficult to understand	0.00%	0
Needed translation services	0.00%	0
Total Respondents: 59		

# Q10 Which of the following informational meetings and activities would you participate in or attend?

Answered: 64 Skipped: 13



Brevard Public Schools Elementary Parent Survey 2019-2020

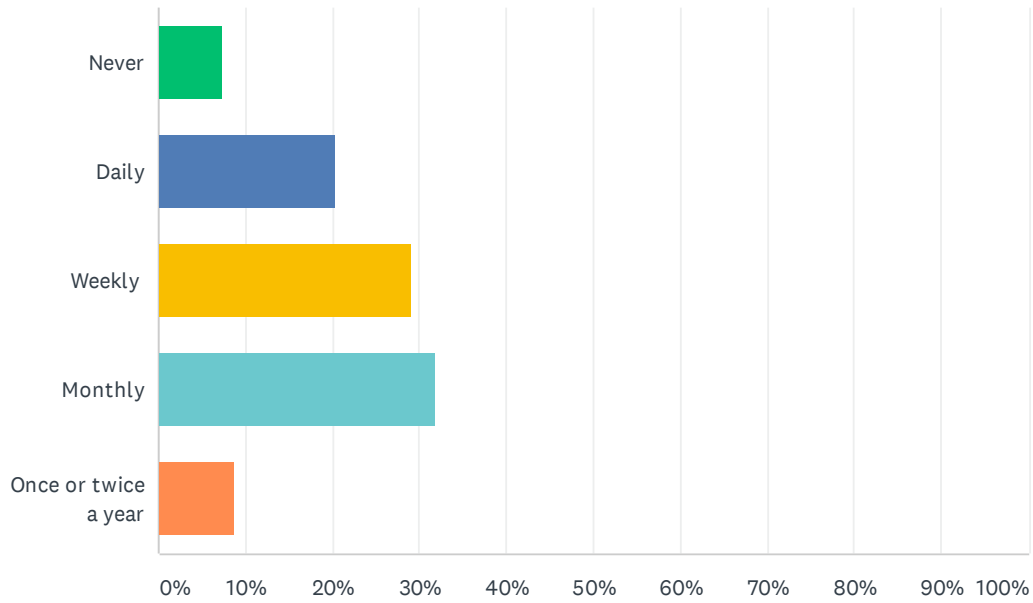
ANSWER CHOICES	RESPONSES	
Family fun nights	79.69%	51
Math strategies	50.00%	32
Reading strategies	43.75%	28
Volunteer opportunities	35.94%	23
Homework help	34.38%	22
Transition to middle school	28.13%	18
Managing behavior at home	26.56%	17
Technology assistance	25.00%	16
Social media awareness	23.44%	15
Father engagement	20.31%	13
Mental health resources	18.75%	12
FOCUS support	15.63%	10
School Advisory Council (SAC) or Parent-Teacher Organization (PTO/PTA)	15.63%	10
Mentoring a student	14.06%	9
Community resources	12.50%	8
Grandparents raising grandchildren	10.94%	7
Total Respondents: 64		

**Q11 In what ways can family engagement be strengthened at your child's school?**

Answered: 25 Skipped: 52

## Q12 How often do you communicate with your child's teachers?

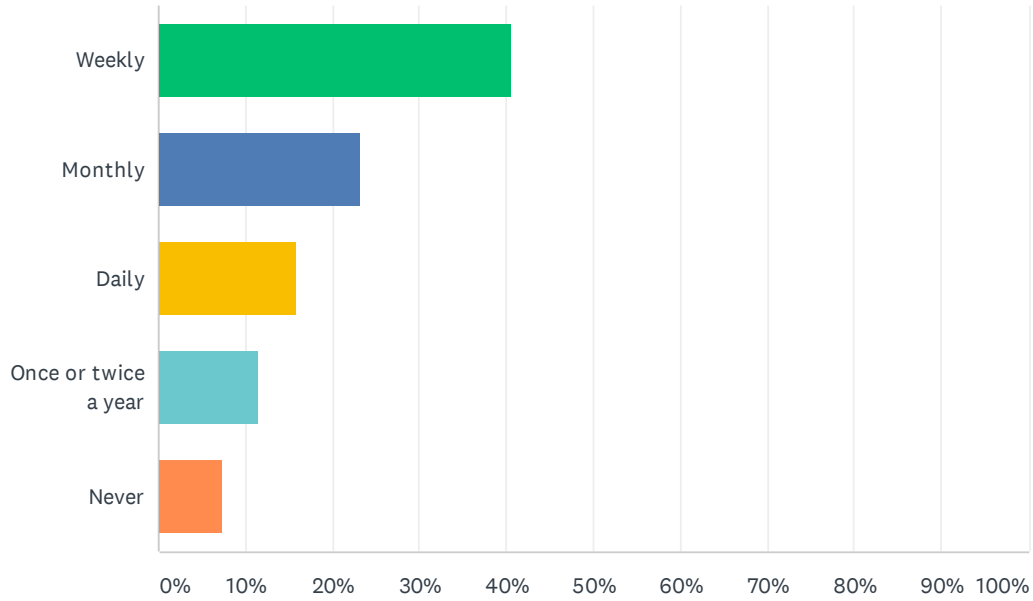
Answered: 69 Skipped: 8



ANSWER CHOICES	RESPONSES	
Never	7.25%	5
Daily	20.29%	14
Weekly	28.99%	20
Monthly	31.88%	22
Once or twice a year	8.70%	6
<b>TOTAL</b>		<b>69</b>

### Q13 How often does your child's teacher communicate with you about your child's progress?

Answered: 69 Skipped: 8

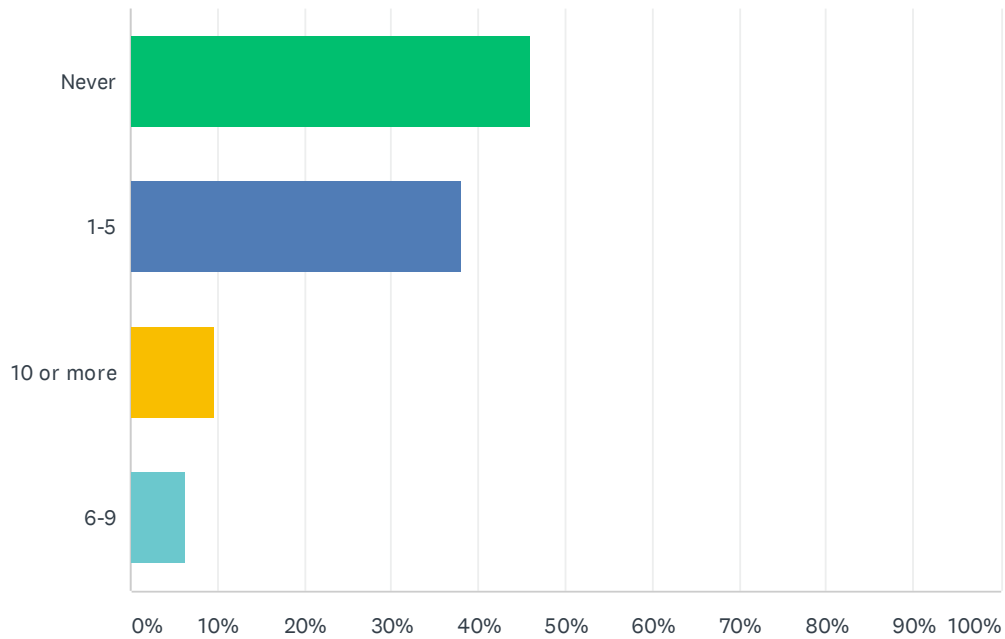


ANSWER CHOICES	RESPONSES	
Weekly	40.58%	28
Monthly	23.19%	16
Daily	15.94%	11
Once or twice a year	11.59%	8
Never	7.25%	5
<b>TOTAL</b>		<b>69</b>



### Q14 How many times per month do you access your child's grades and attendance information through FOCUS?

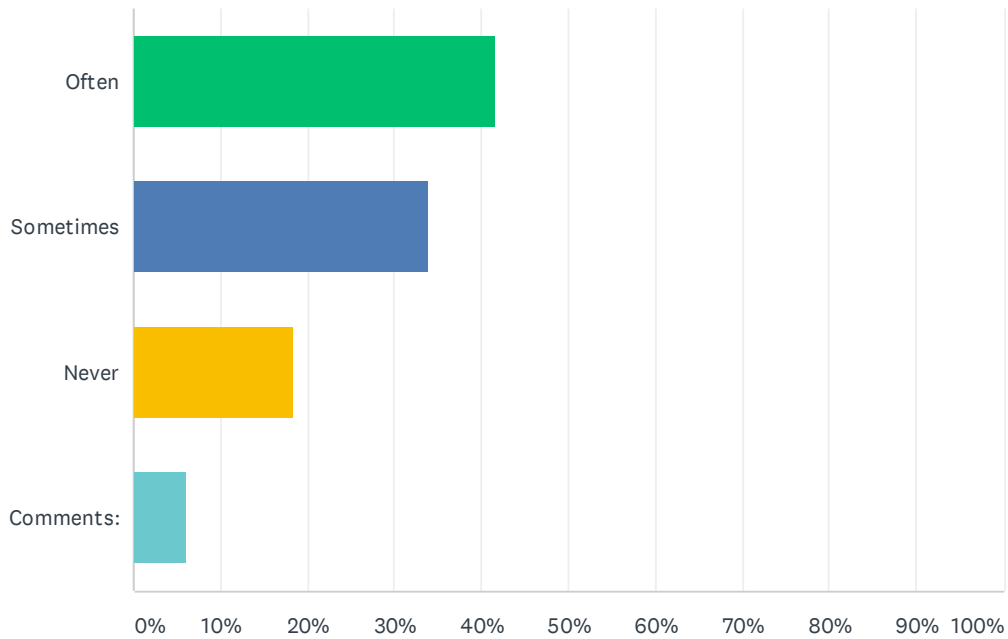
Answered: 63 Skipped: 14



ANSWER CHOICES	RESPONSES	
Never	46.03%	29
1-5	38.10%	24
10 or more	9.52%	6
6-9	6.35%	4
TOTAL		63

### Q15 How often does your child's school or teachers provide you with information about ways you can help your child's learning at home?

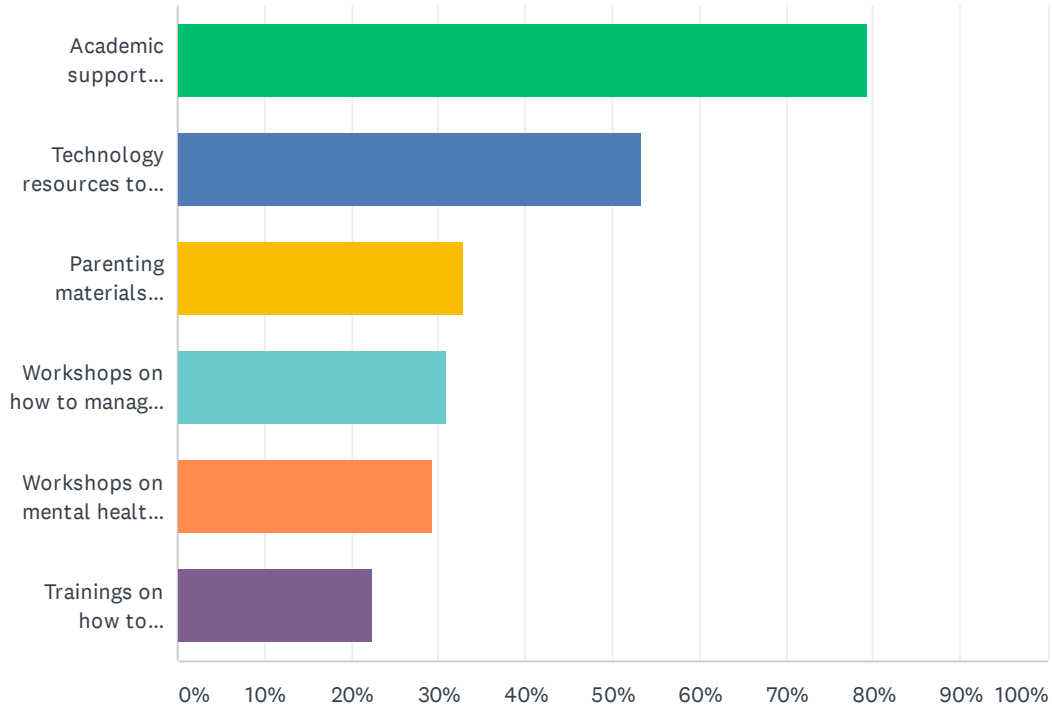
Answered: 65 Skipped: 12



ANSWER CHOICES	RESPONSES	
Often	41.54%	27
Sometimes	33.85%	22
Never	18.46%	12
Comments:	6.15%	4
<b>TOTAL</b>		<b>65</b>

## Q16 What types of family engagement resources would you use if they were provided at your school?

Answered: 58 Skipped: 19



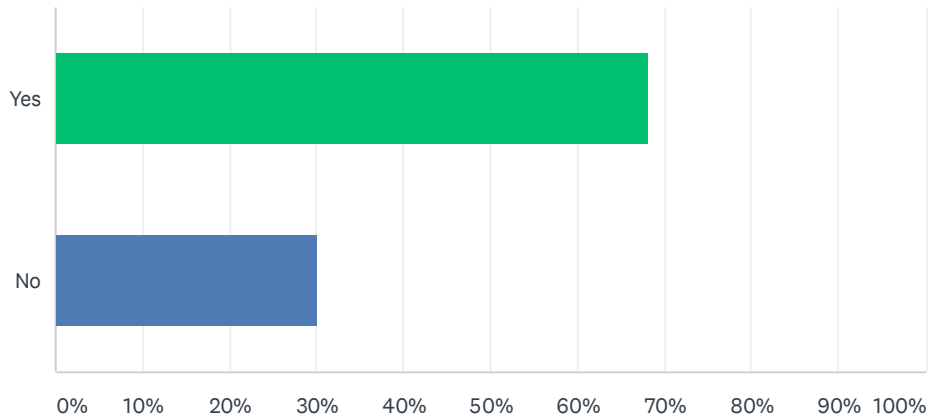
ANSWER CHOICES	RESPONSES	
Academic support materials for families to use at home	79.31%	46
Technology resources to support learning at home	53.45%	31
Parenting materials (articles and books for check out)	32.76%	19
Workshops on how to manage behaviors at home	31.03%	18
Workshops on mental health resources	29.31%	17
Trainings on how to participate in school decision-making committees	22.41%	13
Total Respondents: 58		

**Q17 What can Brevard Public Schools do to ensure your child is successful in elementary school?**

Answered: 20 Skipped: 57

### Q18 Have you been given opportunities to provide input and feedback into school decisions (school improvement, Title I services, event planning, discipline)?

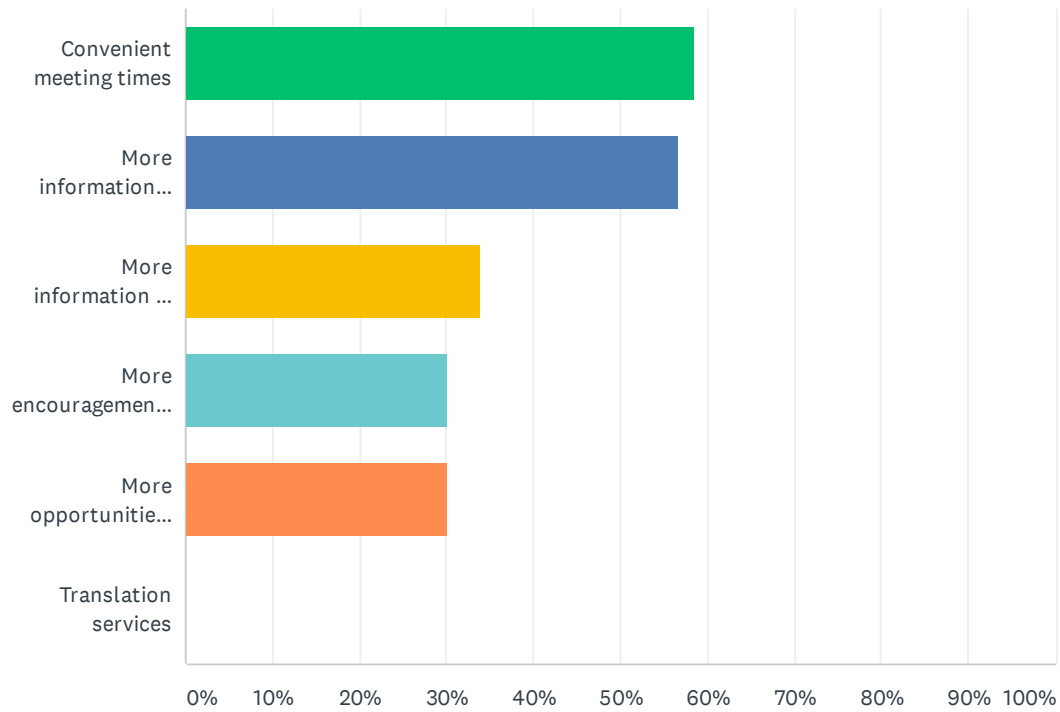
Answered: 63 Skipped: 14



ANSWER CHOICES	RESPONSES	
Yes	68.25%	43
No	30.16%	19
TOTAL		63

## Q19 How could your school assist you in playing a more active role in school decision-making?

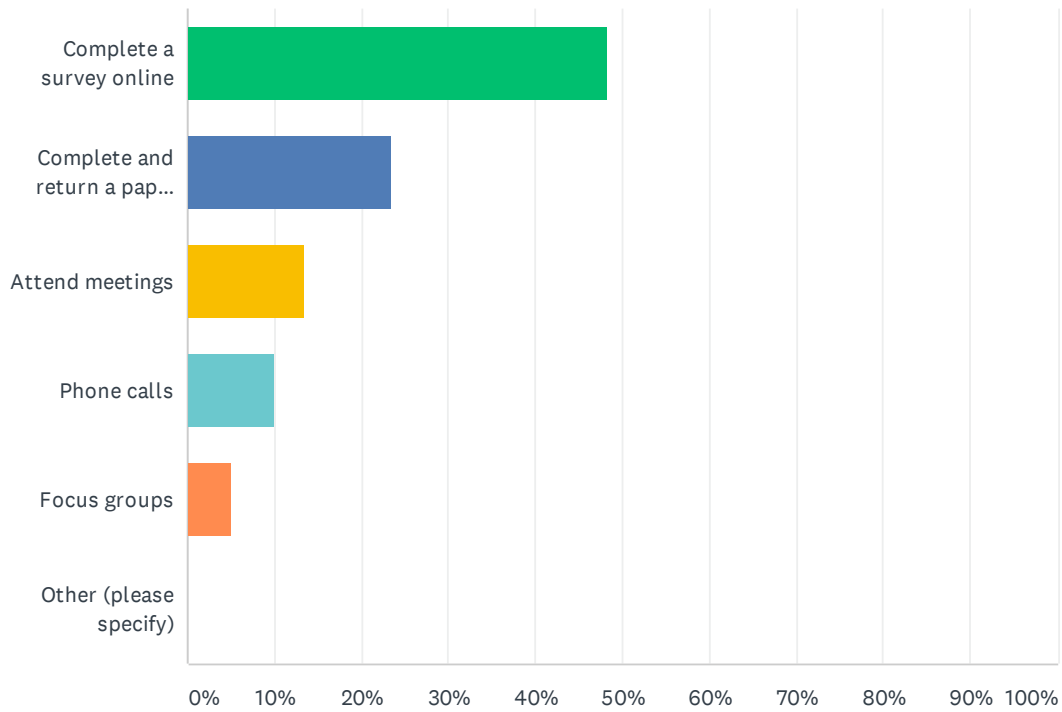
Answered: 53 Skipped: 24



ANSWER CHOICES	RESPONSES	
Convenient meeting times	58.49%	31
More information about school issues to be addressed	56.60%	30
More information on how to become engaged	33.96%	18
More encouragement from the school to become engaged	30.19%	16
More opportunities to share my opinion about school issues	30.19%	16
Translation services	0.00%	0
Total Respondents: 53		

## Q20 What is the best way for you to provide input regarding your child's school?

Answered: 60 Skipped: 17



ANSWER CHOICES	RESPONSES	
Complete a survey online	48.33%	29
Complete and return a paper survey	23.33%	14
Attend meetings	13.33%	8
Phone calls	10.00%	6
Focus groups	5.00%	3
Other (please specify)	0.00%	0
<b>TOTAL</b>		<b>60</b>

**Q21 What do you feel is working well at your child's school? (This is your chance to brag about your school and share what you like about it!)**

Answered: 29 Skipped: 48



Q22 What do you feel is not working, difficult, and/or needs improvement at your child's school? (This is your chance to tell us what you would like to see changed.)

Answered: 29 Skipped: 48