


Q1 What school does your child attend?

Answered: 372 Skipped: 0



Brevard Public Schools Elementary Parent Survey 2019-2020

Elementary
Croton
Elementary
DeLaura Middle
Discovery
Elementary
Eau Gallie High
Edgewood
Jr./Sr. High
Endeavour
Elementary
Eau Gallie
High School ...
Enterprise
Elementary
Fairglen
Elementary
Freedom 7
Elementary
Gemini
Elementary
Golfview
Elementary
Harbor City
Elementary
Heritage High
Holland
Elementary
Hoover Middle
Imperial
Estates...
Indialantic
Elementary
Jackson Middle
Jefferson
Middle


Brevard Public Schools Elementary Parent Survey 2019-2020

Johnson Middle
Jupiter
Elementary
Kennedy Middle
Lockmar
Elementary
Longleaf
Elementary
Madison Middle
Manatee
Elementary
McAuliffe
Elementary
McNair Magnet
Middle
Meadowlane
Intermediate...
Meadowlane
Primary...
Merritt Island
High School ...
Melbourne High
Merritt Island
High
MILA Elementary
Mims Elementary
Pathways at
Gardendale...
Oak Park
Elementary
Ocean Breeze
Elementary
Palm Bay
Elementary
Palm Bay High
School VPK...

Brevard Public Schools Elementary Parent Survey 2019-2020

| | | | | | | | | | | |
|------------------------------|--|--|--|--|--|--|--|--|--|--|
| Palm Bay Magnet High | | | | | | | | | | |
| Pinewood Elementary | | | | | | | | | | |
| Port Malabar Elementary | | | | | | | | | | |
| Quest Elementary... | | | | | | | | | | |
| Riviera Elementary | | | | | | | | | | |
| Rockledge High | | | | | | | | | | |
| Roosevelt Elementary | | | | | | | | | | |
| Sabal Elementary | | | | | | | | | | |
| Satellite High School VPK... | | | | | | | | | | |
| Satellite High | | | | | | | | | | |
| Saturn Elementary | | | | | | | | | | |
| Sea Park Elementary | | | | | | | | | | |
| Sherwood Elementary | | | | | | | | | | |
| Pathways at Pine Grove... | | | | | | | | | | |
| South Area Head Start | | | | | | | | | | |
| South Lake Elementary | | | | | | | | | | |
| Southwest Middle | | | | | | | | | | |
| Space Coast Jr./Sr. High | | | | | | | | | | |
| Stevenson Elementary | | | | | | | | | | |
| Stone Middle | | | | | | | | | | |
| Sunrise Elementary | | | | | | | | | | |

Brevard Public Schools Elementary Parent Survey 2019-2020



Brevard Public Schools Elementary Parent Survey 2019-2020

| ANSWER CHOICES | RESPONSES | |
|--|-----------|-----|
| Atlantis Elementary | 100.00% | 372 |
| Riverview School | 0.00% | 0 |
| Allen, Roy Elementary | 0.00% | 0 |
| Andersen Elementary | 0.00% | 0 |
| Apollo Elementary | 0.00% | 0 |
| Astronaut High | 0.00% | 0 |
| Audubon Elementary | 0.00% | 0 |
| Bayside High | 0.00% | 0 |
| Brevard Virtual Instruction Program (BVIP) | 0.00% | 0 |
| Cambridge Elementary Magnet | 0.00% | 0 |
| Cape View Elementary | 0.00% | 0 |
| Carroll, Lewis Elementary | 0.00% | 0 |
| Central Middle | 0.00% | 0 |
| Challenger 7 Elementary | 0.00% | 0 |
| Cocoa Beach Jr./Sr. High | 0.00% | 0 |
| Cocoa High | 0.00% | 0 |
| Columbia Elementary | 0.00% | 0 |
| Coquina Elementary | 0.00% | 0 |
| Dr W. J. Creel Elementary | 0.00% | 0 |
| Croton Elementary | 0.00% | 0 |
| DeLaura Middle | 0.00% | 0 |
| Discovery Elementary | 0.00% | 0 |
| Eau Gallie High | 0.00% | 0 |
| Edgewood Jr./Sr. High | 0.00% | 0 |
| Endeavour Elementary | 0.00% | 0 |
| Eau Gallie High School VPK program | 0.00% | 0 |
| Enterprise Elementary | 0.00% | 0 |
| Fairglen Elementary | 0.00% | 0 |
| Freedom 7 Elementary | 0.00% | 0 |
| Gemini Elementary | 0.00% | 0 |
| Golfview Elementary | 0.00% | 0 |
| Harbor City Elementary | 0.00% | 0 |

Brevard Public Schools Elementary Parent Survey 2019-2020

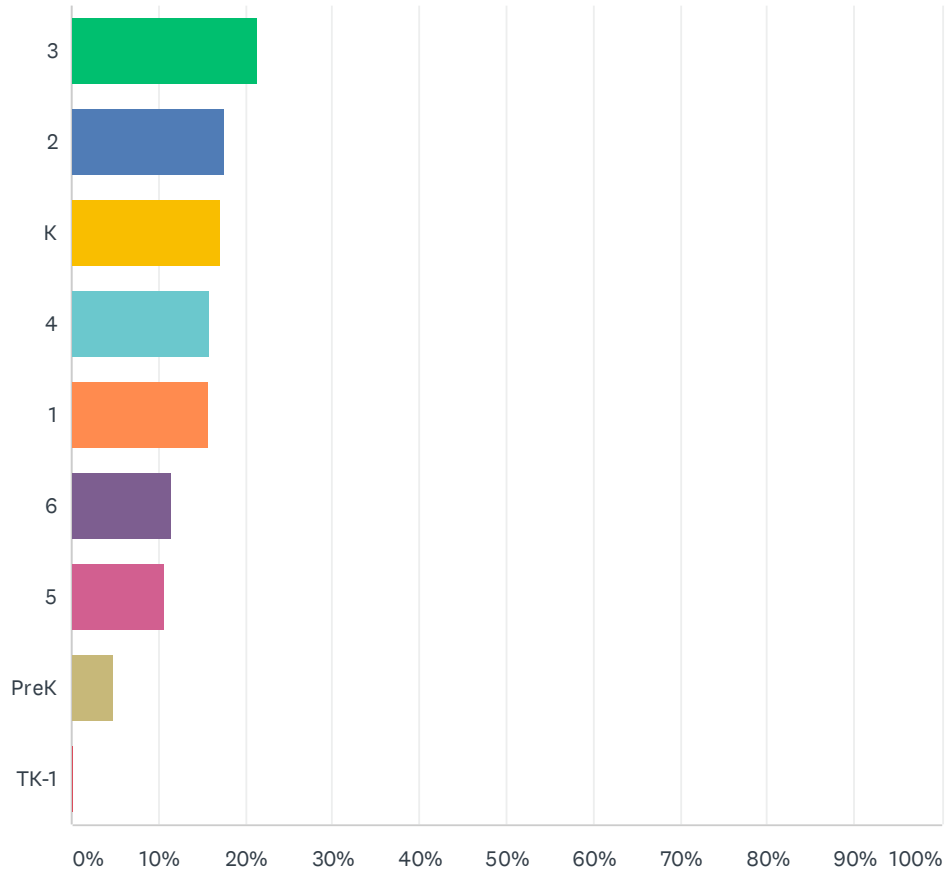
| | | |
|--|-------|---|
| Heritage High | 0.00% | 0 |
| Holland Elementary | 0.00% | 0 |
| Hoover Middle | 0.00% | 0 |
| Imperial Estates Elementary | 0.00% | 0 |
| Indialantic Elementary | 0.00% | 0 |
| Jackson Middle | 0.00% | 0 |
| Jefferson Middle | 0.00% | 0 |
| Johnson Middle | 0.00% | 0 |
| Jupiter Elementary | 0.00% | 0 |
| Kennedy Middle | 0.00% | 0 |
| Lockmar Elementary | 0.00% | 0 |
| Longleaf Elementary | 0.00% | 0 |
| Madison Middle | 0.00% | 0 |
| Manatee Elementary | 0.00% | 0 |
| McAuliffe Elementary | 0.00% | 0 |
| McNair Magnet Middle | 0.00% | 0 |
| Meadowlane Intermediate Elementary | 0.00% | 0 |
| Meadowlane Primary Elementary | 0.00% | 0 |
| Merritt Island High School VPK program | 0.00% | 0 |
| Melbourne High | 0.00% | 0 |
| Merritt Island High | 0.00% | 0 |
| MILA Elementary | 0.00% | 0 |
| Mims Elementary | 0.00% | 0 |
| Pathways at Gardendale (North/Central Area Alternative Center) | 0.00% | 0 |
| Oak Park Elementary | 0.00% | 0 |
| Ocean Breeze Elementary | 0.00% | 0 |
| Palm Bay Elementary | 0.00% | 0 |
| Palm Bay High School VPK program | 0.00% | 0 |
| Palm Bay Magnet High | 0.00% | 0 |
| Pinewood Elementary | 0.00% | 0 |
| Port Malabar Elementary | 0.00% | 0 |
| Quest Elementary School | 0.00% | 0 |
| Riviera Elementary | 0.00% | 0 |
| Rockledge High | 0.00% | 0 |

Brevard Public Schools Elementary Parent Survey 2019-2020

| | | |
|--|-------|------------|
| Roosevelt Elementary | 0.00% | 0 |
| Sabal Elementary | 0.00% | 0 |
| Satellite High School VPK program | 0.00% | 0 |
| Satellite High | 0.00% | 0 |
| Saturn Elementary | 0.00% | 0 |
| Sea Park Elementary | 0.00% | 0 |
| Sherwood Elementary | 0.00% | 0 |
| Pathways at Pine Grove (South Area Alternative Center) | 0.00% | 0 |
| South Area Head Start | 0.00% | 0 |
| South Lake Elementary | 0.00% | 0 |
| Southwest Middle | 0.00% | 0 |
| Space Coast Jr./Sr. High | 0.00% | 0 |
| Stevenson Elementary | 0.00% | 0 |
| Stone Middle | 0.00% | 0 |
| Sunrise Elementary | 0.00% | 0 |
| Suntree Elementary | 0.00% | 0 |
| Surfside Elementary | 0.00% | 0 |
| Titusville High | 0.00% | 0 |
| Tropical Elementary | 0.00% | 0 |
| Turner Elementary | 0.00% | 0 |
| University Park Elementary | 0.00% | 0 |
| Viera High School VPK program | 0.00% | 0 |
| Viera High | 0.00% | 0 |
| West Melbourne Elementary School for Science | 0.00% | 0 |
| West Shore Jr./Sr. High | 0.00% | 0 |
| Westside Elementary | 0.00% | 0 |
| Williams Elementary | 0.00% | 0 |
| TOTAL | | 372 |

Q2 What is your child's current grade level?

Answered: 372 Skipped: 0

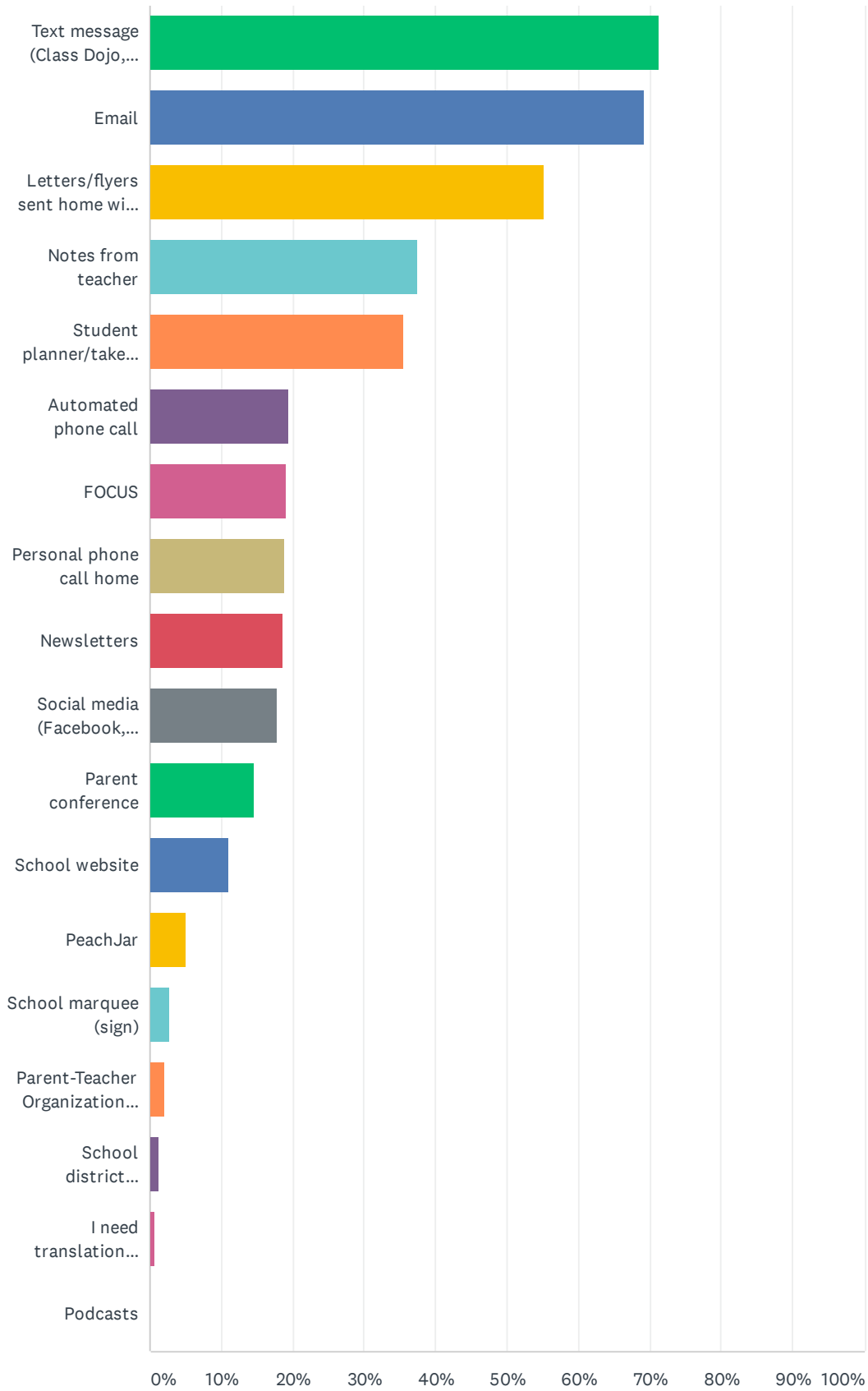


| ANSWER CHOICES | RESPONSES | |
|------------------------|-----------|----|
| 3 | 21.24% | 79 |
| 2 | 17.47% | 65 |
| K | 17.20% | 64 |
| 4 | 15.86% | 59 |
| 1 | 15.59% | 58 |
| 6 | 11.56% | 43 |
| 5 | 10.75% | 40 |
| PreK | 4.84% | 18 |
| TK-1 | 0.27% | 1 |
| Total Respondents: 372 | | |

Q3 What is the best way for us to get important information regarding school events and/or your child's progress from the school? (check all that apply)

Answered: 371 Skipped: 1

Brevard Public Schools Elementary Parent Survey 2019-2020

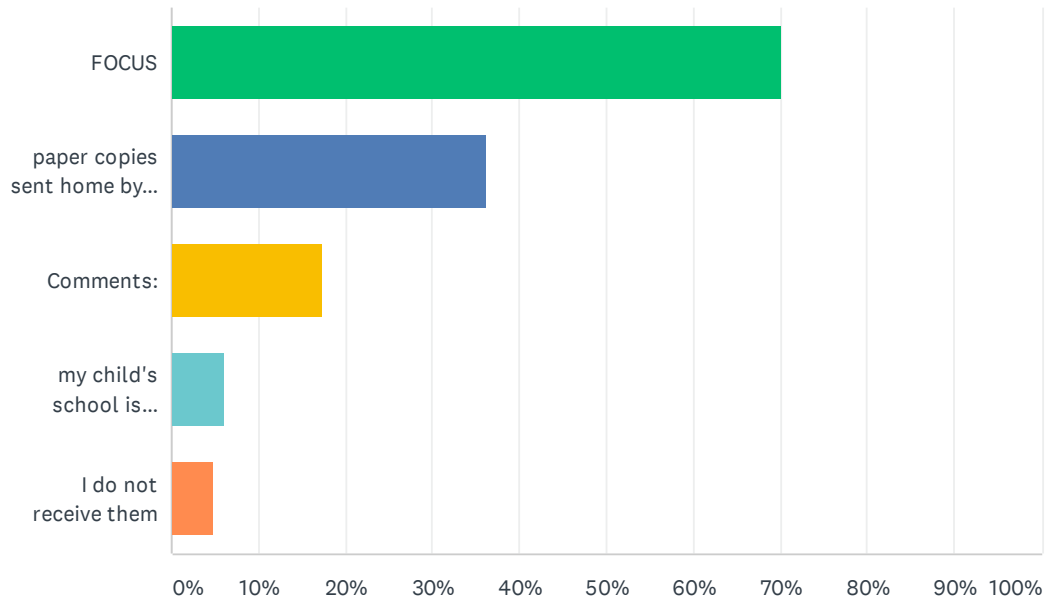


Brevard Public Schools Elementary Parent Survey 2019-2020

| ANSWER CHOICES | RESPONSES | |
|--|-----------|-----|
| Text message (Class Dojo, Remind) | 71.43% | 265 |
| Email | 69.27% | 257 |
| Letters/flyers sent home with students | 55.26% | 205 |
| Notes from teacher | 37.47% | 139 |
| Student planner/take-home folder | 35.58% | 132 |
| Automated phone call | 19.41% | 72 |
| FOCUS | 19.14% | 71 |
| Personal phone call home | 18.87% | 70 |
| Newsletters | 18.60% | 69 |
| Social media (Facebook, Twitter) | 17.79% | 66 |
| Parent conference | 14.56% | 54 |
| School website | 11.05% | 41 |
| PeachJar | 5.12% | 19 |
| School marquee (sign) | 2.70% | 10 |
| Parent-Teacher Organization (PTO/PTA) | 2.16% | 8 |
| School district website | 1.35% | 5 |
| I need translation assistance | 0.54% | 2 |
| Podcasts | 0.00% | 0 |
| Total Respondents: 371 | | |

Q4 How do you receive interim reports and report cards?

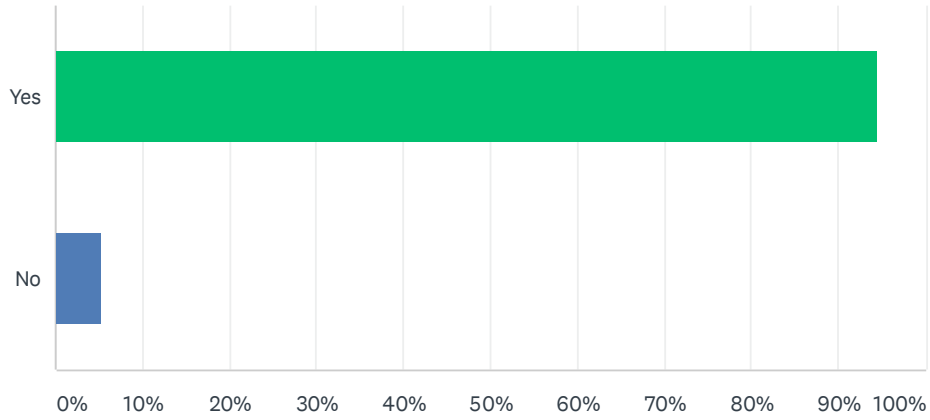
Answered: 361 Skipped: 11



| ANSWER CHOICES | RESPONSES | |
|--------------------------------------|-----------|-----|
| FOCUS | 70.08% | 253 |
| paper copies sent home by the school | 36.29% | 131 |
| Comments: | 17.45% | 63 |
| my child's school is paperless | 6.09% | 22 |
| I do not receive them | 4.71% | 17 |
| Total Respondents: 361 | | |

Q5 Do you feel welcome at your child's school?

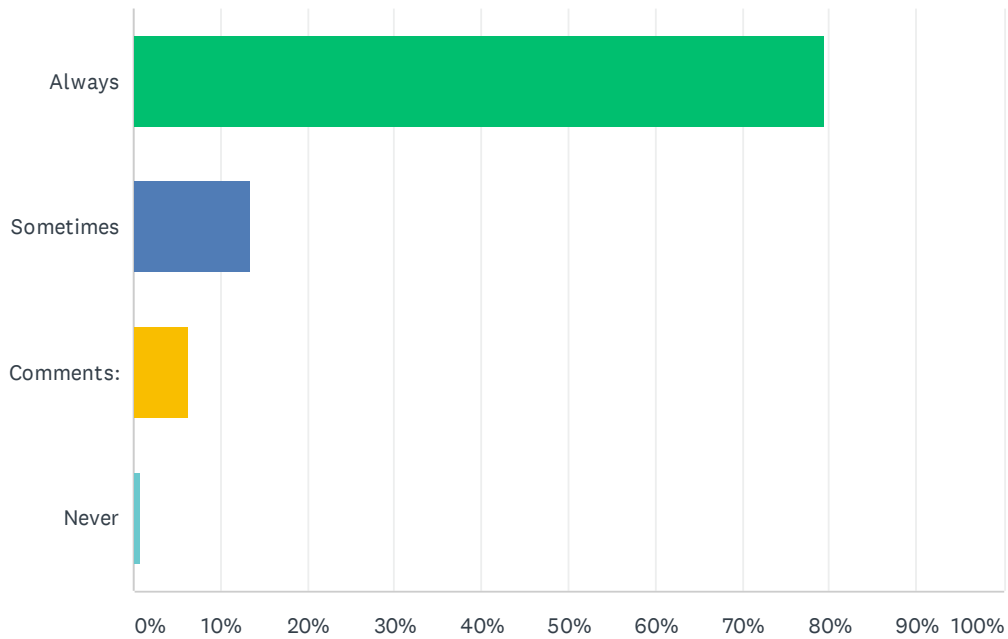
Answered: 361 Skipped: 11



| ANSWER CHOICES | RESPONSES | |
|----------------|-----------|-----|
| Yes | 94.46% | 341 |
| No | 5.26% | 19 |
| TOTAL | | 361 |

Q6 The office staff at my school is polite and is helpful in answering my questions or concerns.

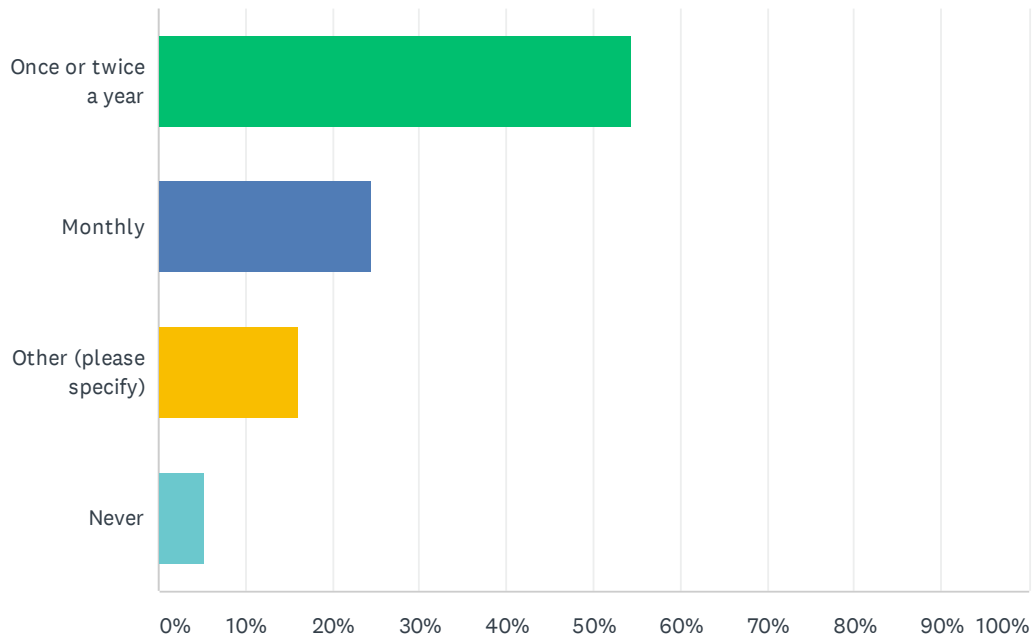
Answered: 361 Skipped: 11



| ANSWER CHOICES | RESPONSES | |
|----------------|-----------|------------|
| Always | 79.50% | 287 |
| Sometimes | 13.30% | 48 |
| Comments: | 6.37% | 23 |
| Never | 0.83% | 3 |
| TOTAL | | 361 |

Q7 In the past year, how often did you attend a parent meeting or event at your child's school that supported your child's academic success?

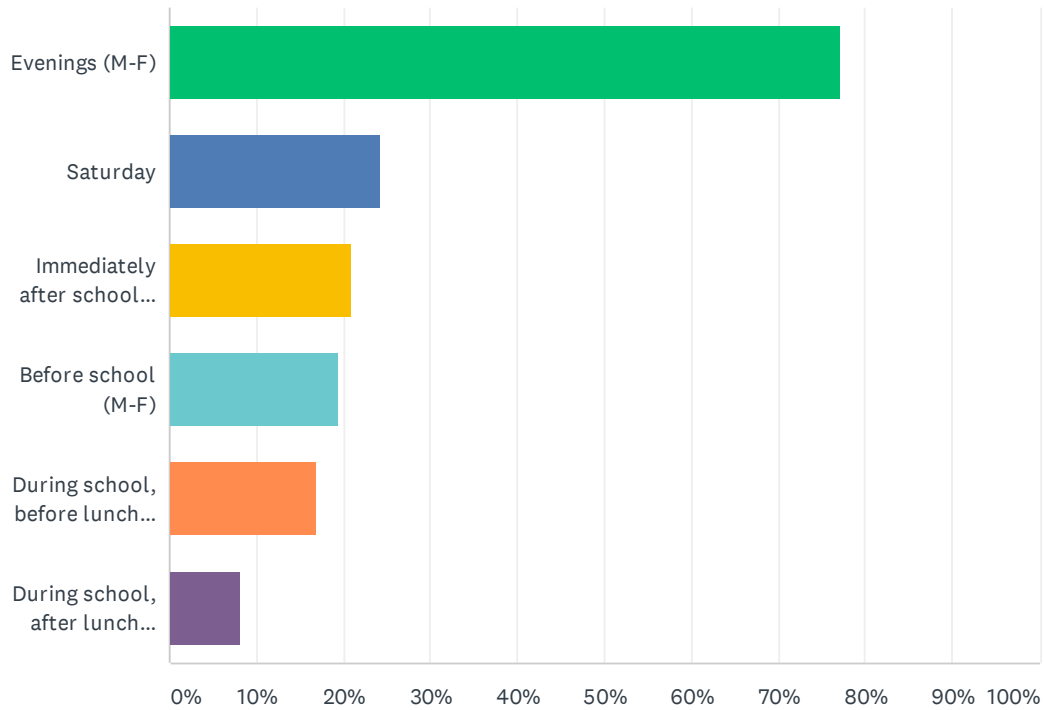
Answered: 361 Skipped: 11



| ANSWER CHOICES | RESPONSES | |
|------------------------|-----------|------------|
| Once or twice a year | 54.29% | 196 |
| Monthly | 24.38% | 88 |
| Other (please specify) | 16.07% | 58 |
| Never | 5.26% | 19 |
| TOTAL | | 361 |

Q8 When is the best time for you to attend a school event for families?

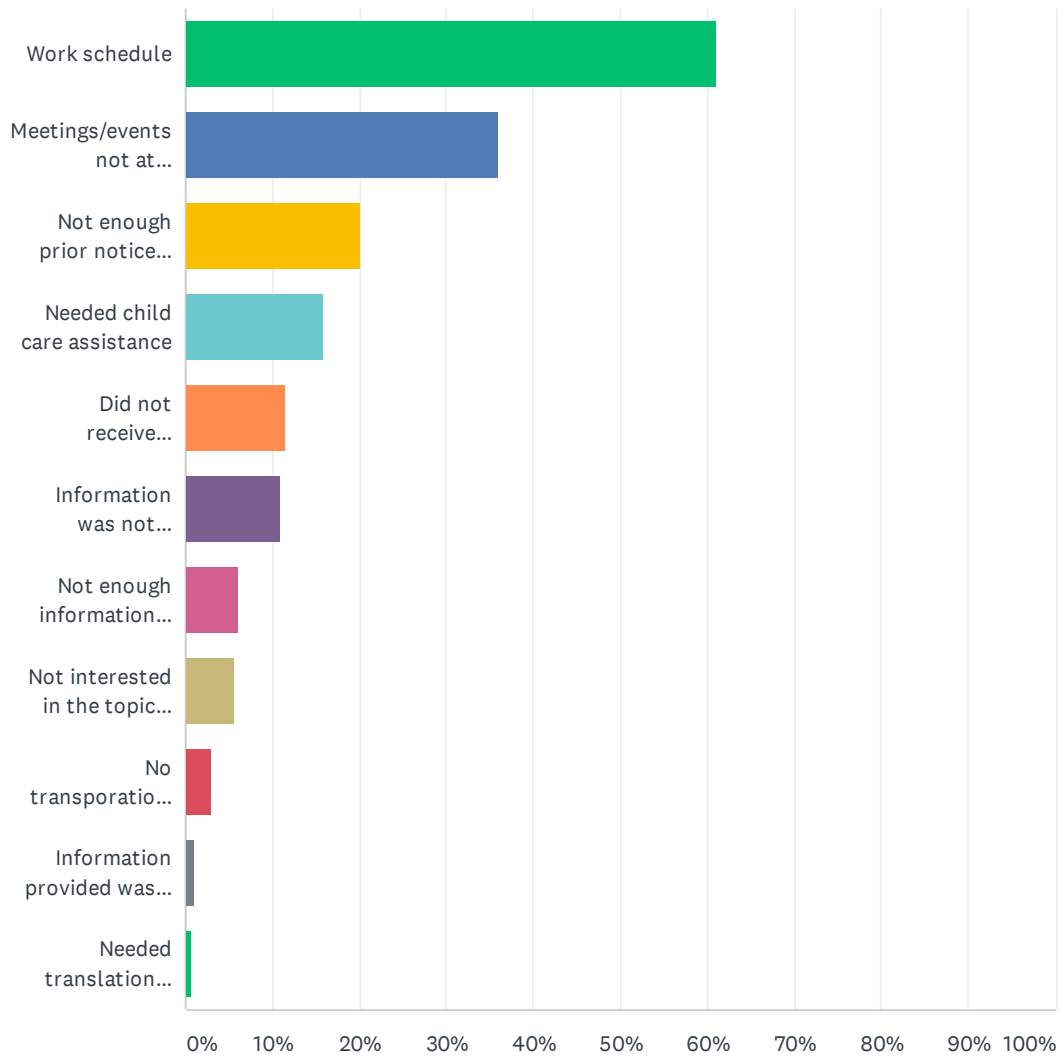
Answered: 358 Skipped: 14



| ANSWER CHOICES | RESPONSES | |
|-----------------------------------|-----------|-----|
| Evenings (M-F) | 77.09% | 276 |
| Saturday | 24.30% | 87 |
| Immediately after school (M-F) | 20.95% | 75 |
| Before school (M-F) | 19.55% | 70 |
| During school, before lunch (M-F) | 17.04% | 61 |
| During school, after lunch (M-F) | 8.10% | 29 |
| Total Respondents: 358 | | |

Q9 If you were unable to attend informational meetings or academic events, please share why. (Check all that apply)

Answered: 314 Skipped: 58

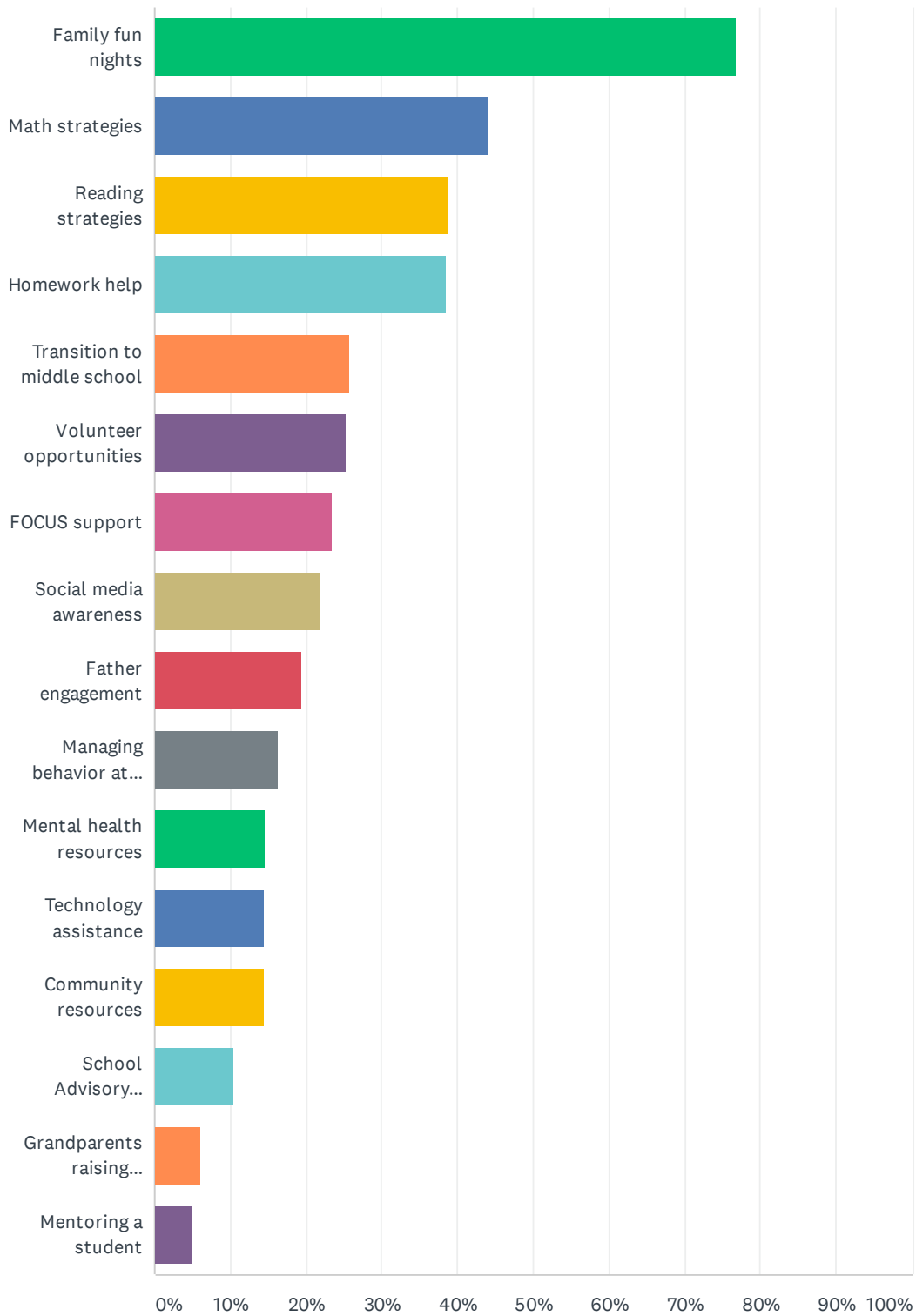


Brevard Public Schools Elementary Parent Survey 2019-2020

| ANSWER CHOICES | RESPONSES | |
|---|-----------|-----|
| Work schedule | 61.15% | 192 |
| Meetings/events not at convenient times | 35.99% | 113 |
| Not enough prior notice provided | 20.06% | 63 |
| Needed child care assistance | 15.92% | 50 |
| Did not receive information about meetings/events | 11.46% | 36 |
| Information was not relevant to me/my child | 10.83% | 34 |
| Not enough information provided | 6.05% | 19 |
| Not interested in the topics presented | 5.73% | 18 |
| No transportation to get to meetings/events | 2.87% | 9 |
| Information provided was difficult to understand | 0.96% | 3 |
| Needed translation services | 0.64% | 2 |
| Total Respondents: 314 | | |

Q10 Which of the following informational meetings and activities would you participate in or attend?

Answered: 333 Skipped: 39



Brevard Public Schools Elementary Parent Survey 2019-2020

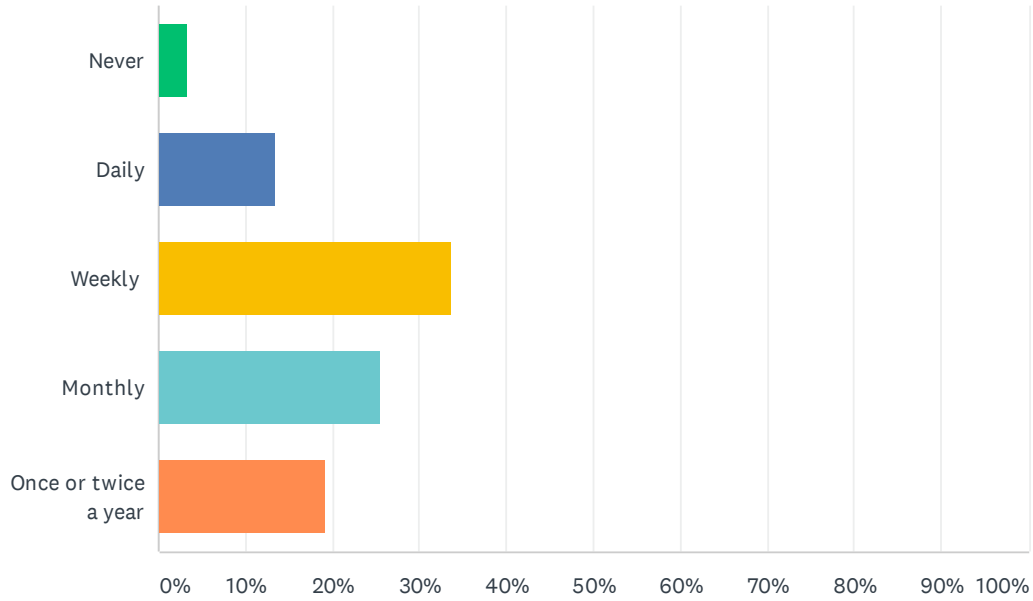
| ANSWER CHOICES | RESPONSES | |
|--|-----------|-----|
| Family fun nights | 76.88% | 256 |
| Math strategies | 44.14% | 147 |
| Reading strategies | 38.74% | 129 |
| Homework help | 38.44% | 128 |
| Transition to middle school | 25.83% | 86 |
| Volunteer opportunities | 25.23% | 84 |
| FOCUS support | 23.42% | 78 |
| Social media awareness | 21.92% | 73 |
| Father engagement | 19.52% | 65 |
| Managing behavior at home | 16.22% | 54 |
| Mental health resources | 14.71% | 49 |
| Technology assistance | 14.41% | 48 |
| Community resources | 14.41% | 48 |
| School Advisory Council (SAC) or Parent-Teacher Organization (PTO/PTA) | 10.51% | 35 |
| Grandparents raising grandchildren | 6.01% | 20 |
| Mentoring a student | 5.11% | 17 |
| Total Respondents: 333 | | |

Q11 In what ways can family engagement be strengthened at your child's school?

Answered: 145 Skipped: 227

Q12 How often do you communicate with your child's teachers?

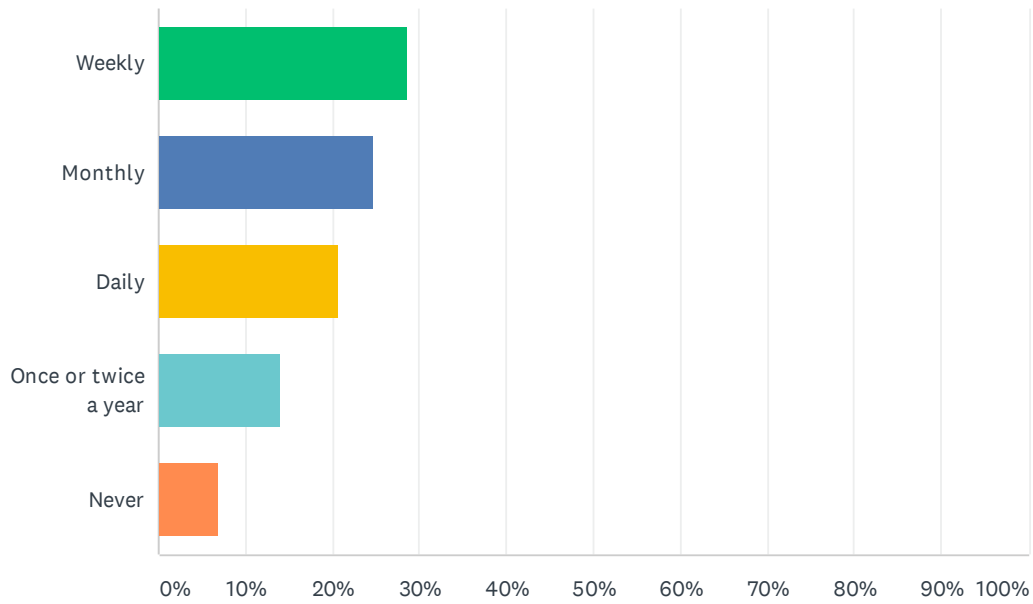
Answered: 353 Skipped: 19



| ANSWER CHOICES | RESPONSES | |
|----------------------|-----------|------------|
| Never | 3.40% | 12 |
| Daily | 13.31% | 47 |
| Weekly | 33.71% | 119 |
| Monthly | 25.50% | 90 |
| Once or twice a year | 19.26% | 68 |
| TOTAL | | 353 |

Q13 How often does your child's teacher communicate with you about your child's progress?

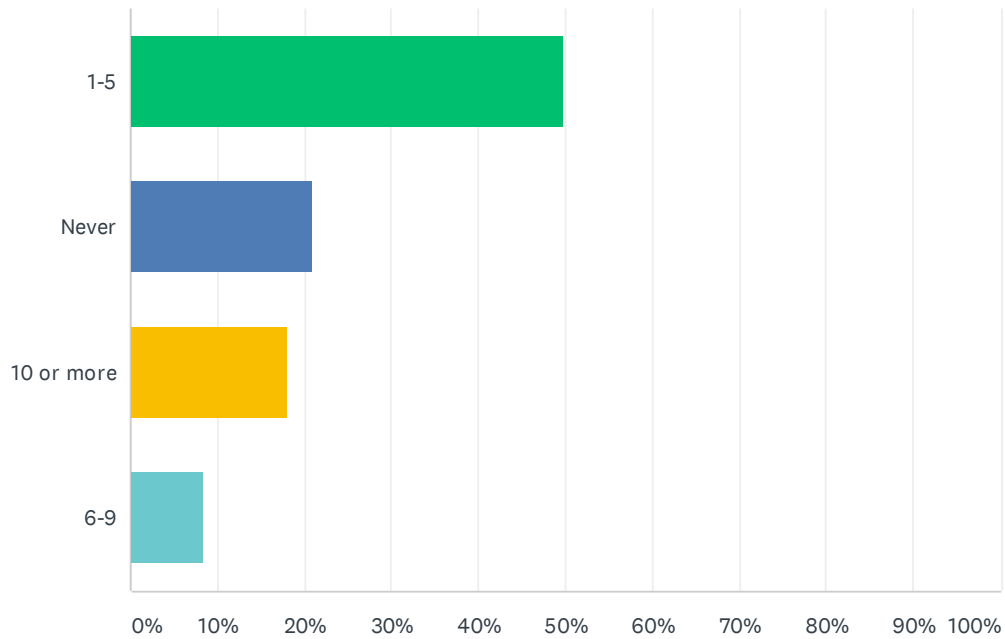
Answered: 352 Skipped: 20



| ANSWER CHOICES | RESPONSES | |
|----------------------|-----------|------------|
| Weekly | 28.69% | 101 |
| Monthly | 24.72% | 87 |
| Daily | 20.74% | 73 |
| Once or twice a year | 13.92% | 49 |
| Never | 6.82% | 24 |
| TOTAL | | 352 |

Q14 How many times per month do you access your child's grades and attendance information through FOCUS?

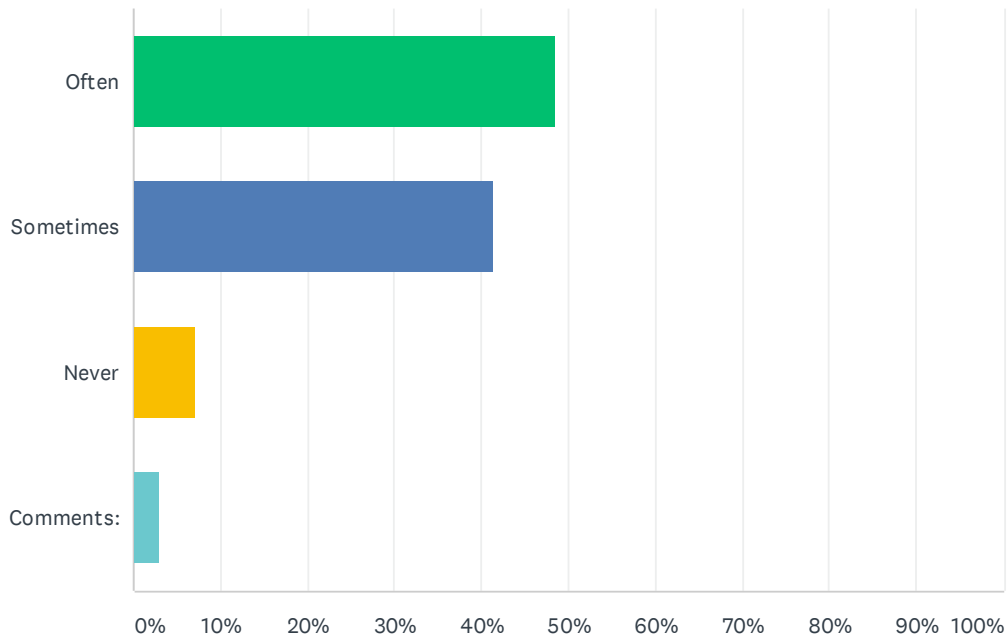
Answered: 343 Skipped: 29



| ANSWER CHOICES | RESPONSES |
|----------------|------------|
| 1-5 | 49.85% 171 |
| Never | 20.99% 72 |
| 10 or more | 18.08% 62 |
| 6-9 | 8.45% 29 |
| TOTAL | 343 |

Q15 How often does your child's school or teachers provide you with information about ways you can help your child's learning at home?

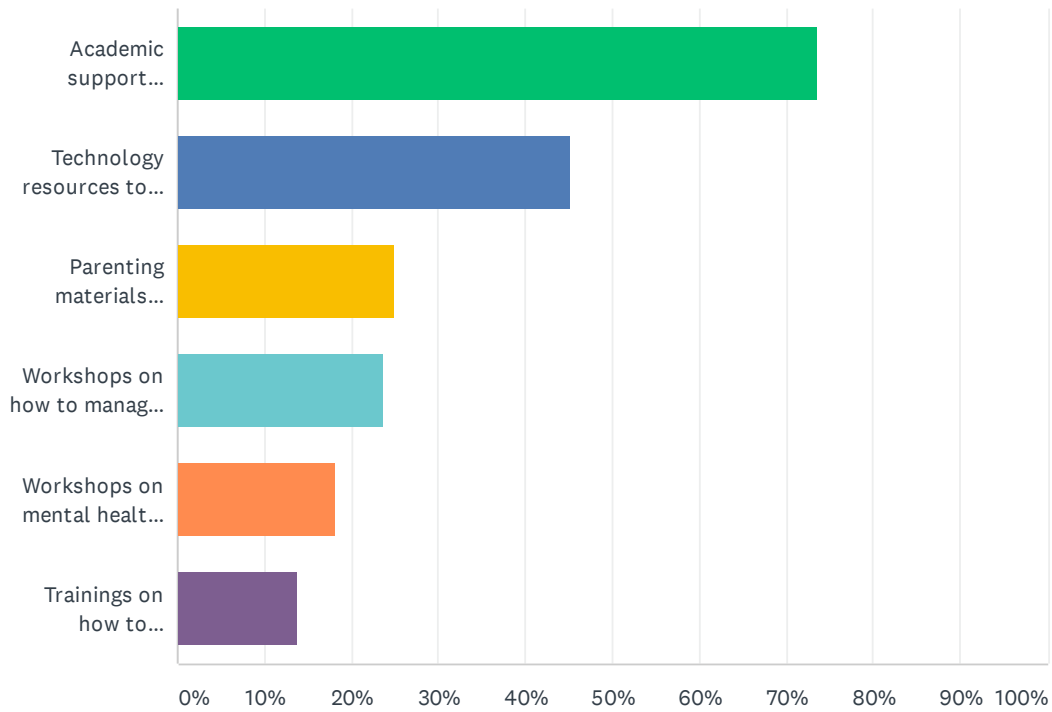
Answered: 342 Skipped: 30



| ANSWER CHOICES | RESPONSES | |
|----------------|-----------|------------|
| Often | 48.54% | 166 |
| Sometimes | 41.52% | 142 |
| Never | 7.02% | 24 |
| Comments: | 2.92% | 10 |
| TOTAL | | 342 |

Q16 What types of family engagement resources would you use if they were provided at your school?

Answered: 297 Skipped: 75



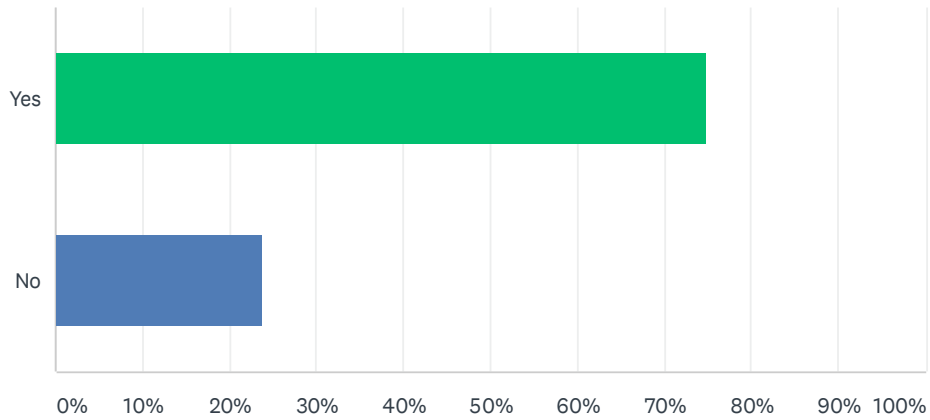
| ANSWER CHOICES | RESPONSES | |
|--|-----------|-----|
| Academic support materials for families to use at home | 73.74% | 219 |
| Technology resources to support learning at home | 45.12% | 134 |
| Parenting materials (articles and books for check out) | 24.92% | 74 |
| Workshops on how to manage behaviors at home | 23.57% | 70 |
| Workshops on mental health resources | 18.18% | 54 |
| Trainings on how to participate in school decision-making committees | 13.80% | 41 |
| Total Respondents: 297 | | |

Q17 What can Brevard Public Schools do to ensure your child is successful in elementary school?

Answered: 181 Skipped: 191

Q18 Have you been given opportunities to provide input and feedback into school decisions (school improvement, Title I services, event planning, discipline)?

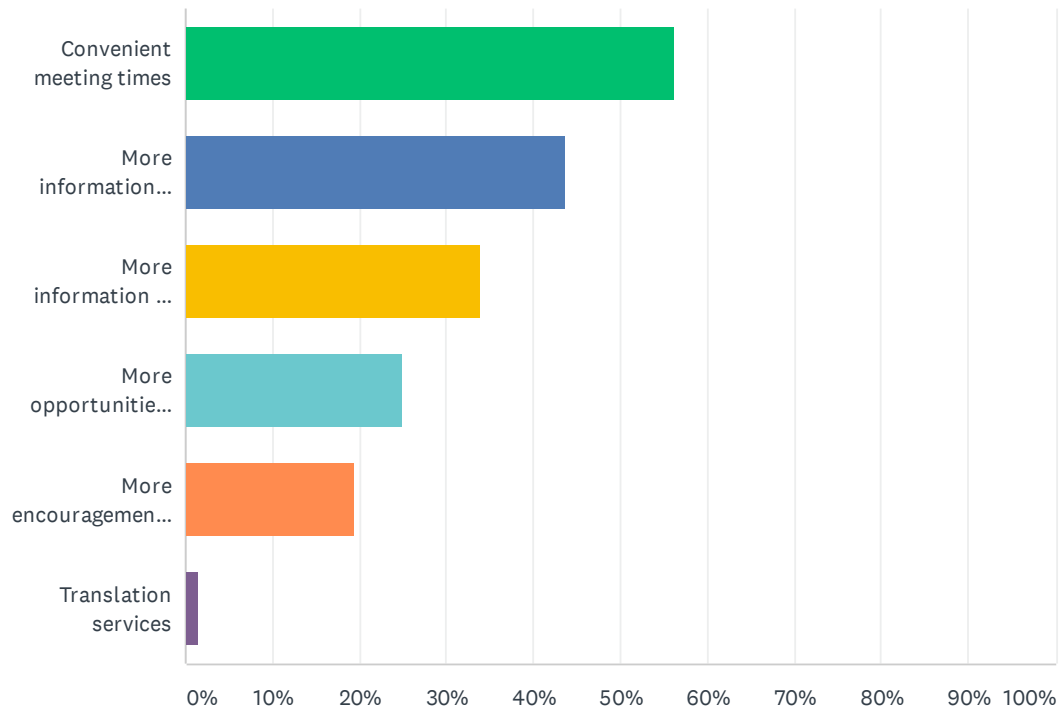
Answered: 336 Skipped: 36



| ANSWER CHOICES | RESPONSES | |
|----------------|-----------|-----|
| Yes | 75.00% | 252 |
| No | 23.81% | 80 |
| TOTAL | | 336 |

Q19 How could your school assist you in playing a more active role in school decision-making?

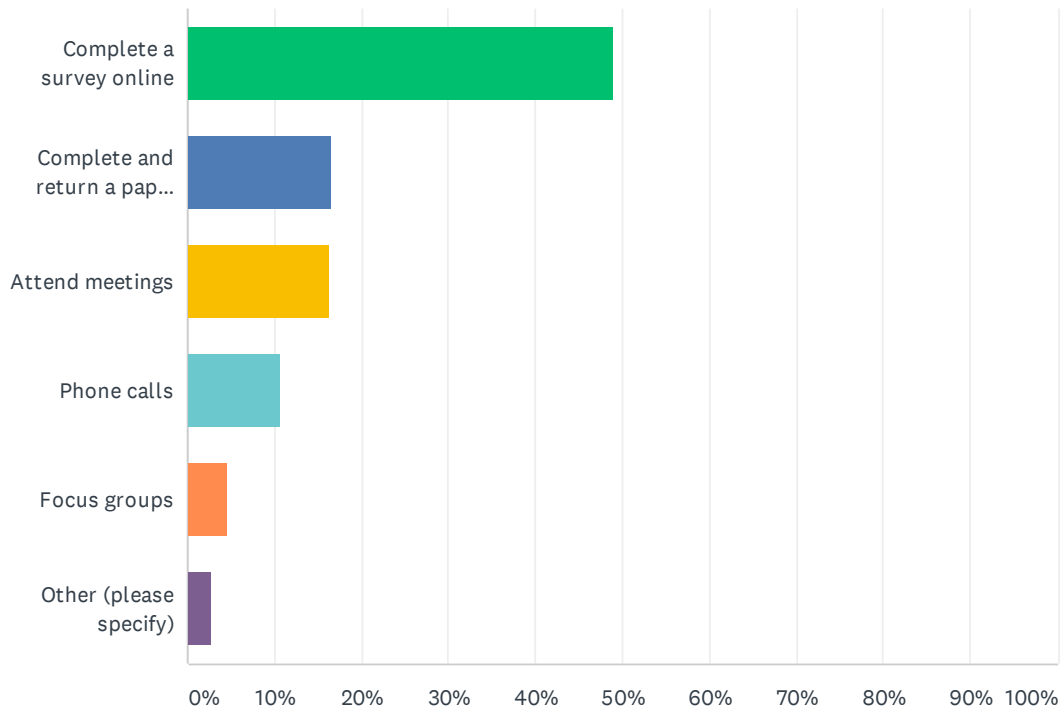
Answered: 277 Skipped: 95



| ANSWER CHOICES | RESPONSES | |
|--|-----------|-----|
| Convenient meeting times | 56.32% | 156 |
| More information about school issues to be addressed | 43.68% | 121 |
| More information on how to become engaged | 33.94% | 94 |
| More opportunities to share my opinion about school issues | 24.91% | 69 |
| More encouragement from the school to become engaged | 19.49% | 54 |
| Translation services | 1.44% | 4 |
| Total Respondents: 277 | | |

Q20 What is the best way for you to provide input regarding your child's school?

Answered: 325 Skipped: 47



| ANSWER CHOICES | RESPONSES | |
|------------------------------------|-----------|------------|
| Complete a survey online | 48.92% | 159 |
| Complete and return a paper survey | 16.62% | 54 |
| Attend meetings | 16.31% | 53 |
| Phone calls | 10.77% | 35 |
| Focus groups | 4.62% | 15 |
| Other (please specify) | 2.77% | 9 |
| TOTAL | | 325 |

Q21 What do you feel is working well at your child's school? (This is your chance to brag about your school and share what you like about it!)

Answered: 210 Skipped: 162

Q22 What do you feel is not working, difficult, and/or needs improvement at your child's school? (This is your chance to tell us what you would like to see changed.)

Answered: 182 Skipped: 190