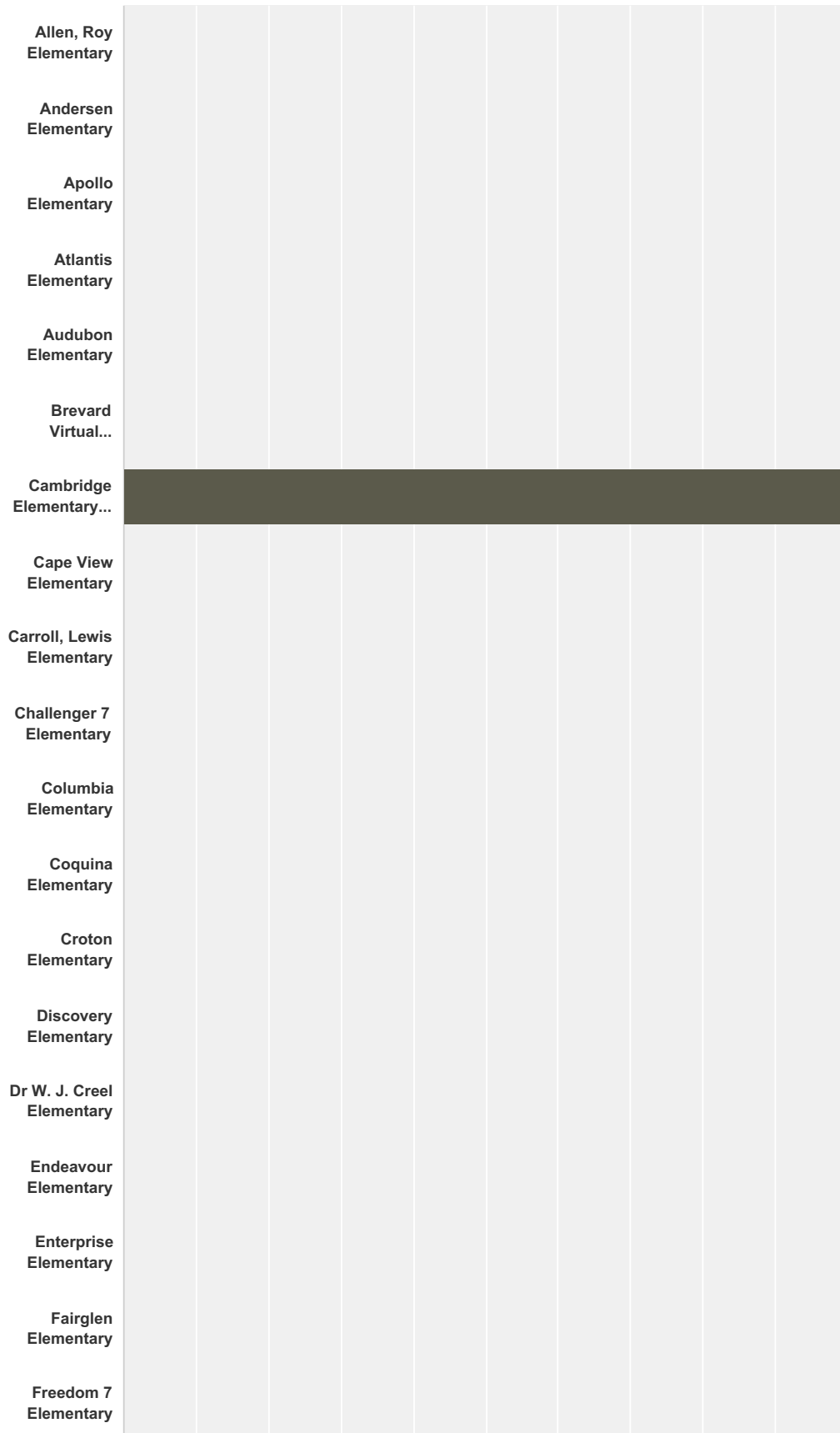


Q1 What school does your child attend?

Answered: 73 Skipped: 0



Brevard Public Schools Elementary Parent Survey 2016-2017

Gemini
Elementary

Golfview
Elementary

Harbor City
Elementary

Holland
Elementary

Imperial
Estates...

Indialantic
Elementary

Jupiter
Elementary

Lockmar
Elementary

Longleaf
Elementary

Manatee
Elementary

McAuliffe
Elementary

Meadowlane
Intermediate...

Meadowlane
Primary...

MILA Elementary

Mims Elementary

North/Central
Area...

Oak Park
Elementary


Ocean Breeze
Elementary

Palm Bay
Elementary

Pinewood
Elementary

Port Malabar
Elementary

Brevard Public Schools Elementary Parent Survey 2016-2017



Brevard Public Schools Elementary Parent Survey 2016-2017

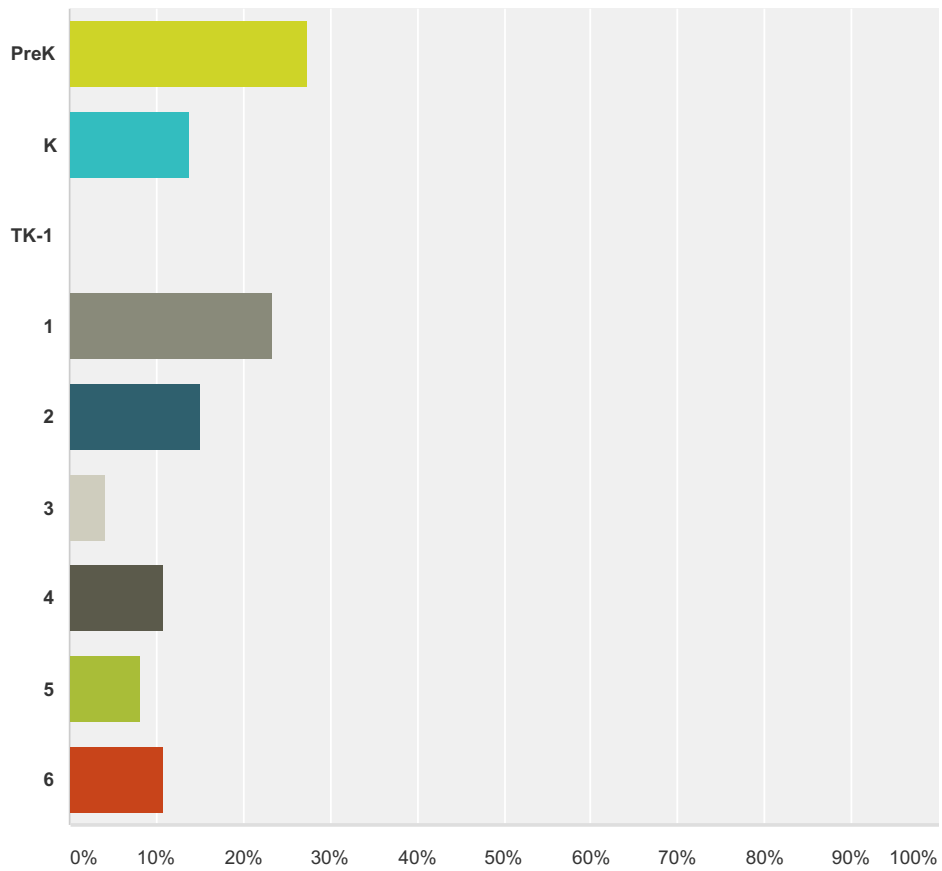
Answer Choices	Responses
Allen, Roy Elementary	0.00% 0
Andersen Elementary	0.00% 0
Apollo Elementary	0.00% 0
Atlantis Elementary	0.00% 0
Audubon Elementary	0.00% 0
Brevard Virtual Instruction Program (BVIP)	0.00% 0
Cambridge Elementary Magnet	100.00% 73
Cape View Elementary	0.00% 0
Carroll, Lewis Elementary	0.00% 0
Challenger 7 Elementary	0.00% 0
Columbia Elementary	0.00% 0
Coquina Elementary	0.00% 0
Croton Elementary	0.00% 0
Discovery Elementary	0.00% 0
Dr W. J. Creel Elementary	0.00% 0
Endeavour Elementary	0.00% 0
Enterprise Elementary	0.00% 0
Fairglen Elementary	0.00% 0
Freedom 7 Elementary	0.00% 0
Gemini Elementary	0.00% 0
Golfview Elementary	0.00% 0
Harbor City Elementary	0.00% 0
Holland Elementary	0.00% 0
Imperial Estates Elementary	0.00% 0
Indialantic Elementary	0.00% 0
Jupiter Elementary	0.00% 0
Lockmar Elementary	0.00% 0
Longleaf Elementary	0.00% 0
Manatee Elementary	0.00% 0
McAuliffe Elementary	0.00% 0
Meadowlane Intermediate Elementary	0.00% 0
Meadowlane Primary Elementary	0.00% 0

Brevard Public Schools Elementary Parent Survey 2016-2017

MILA Elementary	0.00%	0
Mims Elementary	0.00%	0
North/Central Area Alternative Center	0.00%	0
Oak Park Elementary	0.00%	0
Ocean Breeze Elementary	0.00%	0
Palm Bay Elementary	0.00%	0
Pinewood Elementary	0.00%	0
Port Malabar Elementary	0.00%	0
Quest Elementary School	0.00%	0
Riverview School	0.00%	0
Riviera Elementary	0.00%	0
Roosevelt Elementary	0.00%	0
Sabal Elementary	0.00%	0
Saturn Elementary	0.00%	0
Sea Park Elementary	0.00%	0
Sherwood Elementary	0.00%	0
South Area Alternative Center	0.00%	0
South Area Head Start	0.00%	0
Stevenson Elementary	0.00%	0
Sunrise Elementary	0.00%	0
Suntree Elementary	0.00%	0
Surfside Elementary	0.00%	0
Tropical Elementary	0.00%	0
Turner Elementary	0.00%	0
University Park Elementary	0.00%	0
West Melbourne Elementary School for Science	0.00%	0
Westside Elementary	0.00%	0
Williams Elementary	0.00%	0
Total		73

Q2 What is your child's current grade level?

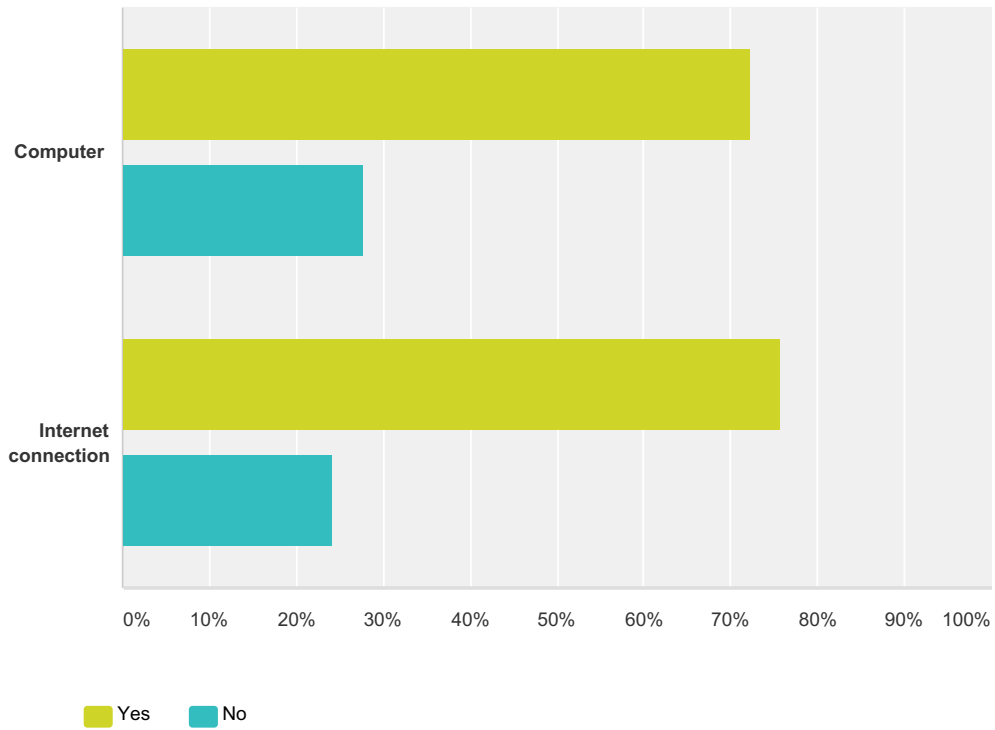
Answered: 73 Skipped: 0



Answer Choices	Responses	Count
PreK	27.40%	20
K	13.70%	10
TK-1	0.00%	0
1	23.29%	17
2	15.07%	11
3	4.11%	3
4	10.96%	8
5	8.22%	6
6	10.96%	8
Total Respondents: 73		

Q3 Does your child have access to a computer and internet connection outside of school?

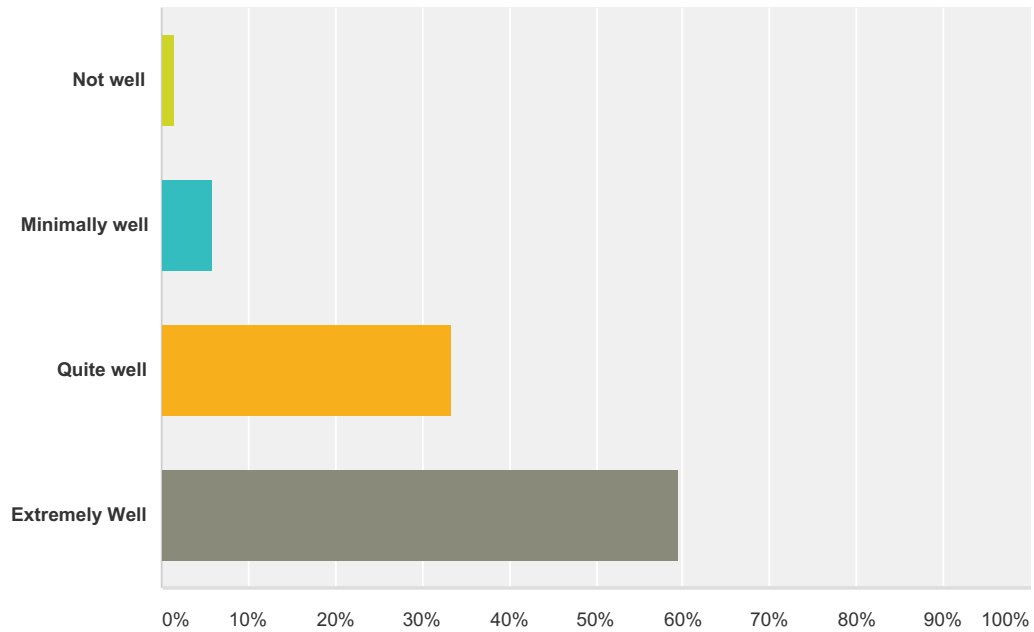
Answered: 68 Skipped: 5



	Yes	No	Total
Computer	72.31% 47	27.69% 18	65
Internet connection	75.86% 44	24.14% 14	58

Q4 How well does your child's school keep you informed about information and events in a format that is easy to understand?

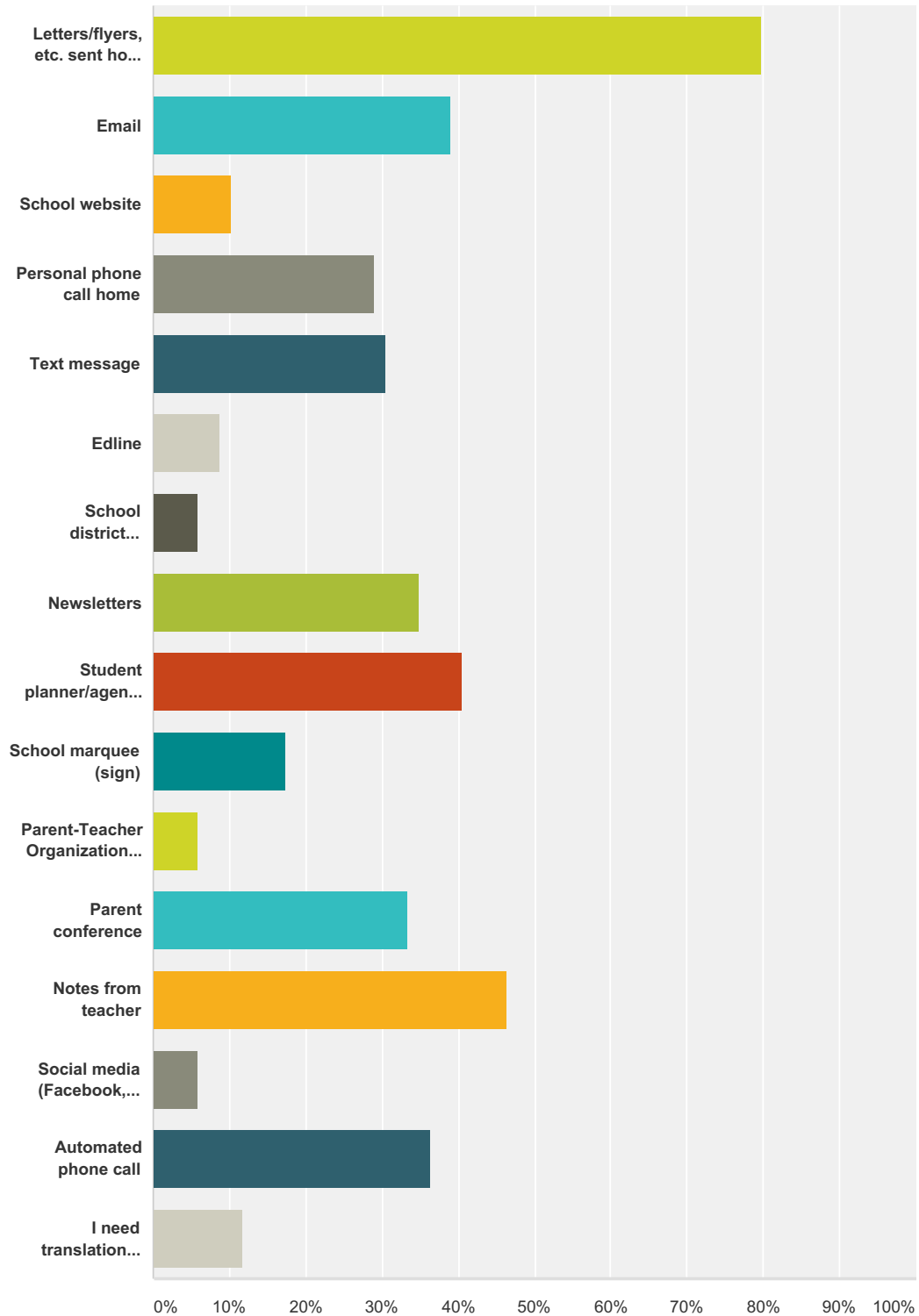
Answered: 69 Skipped: 4



Answer Choices	Responses
Not well	1.45% 1
Minimally well	5.80% 4
Quite well	33.33% 23
Extremely Well	59.42% 41
Total	69

Q5 How would you prefer to receive information about events and/or your child's progress from the school? (check all that apply)

Answered: 69 Skipped: 4

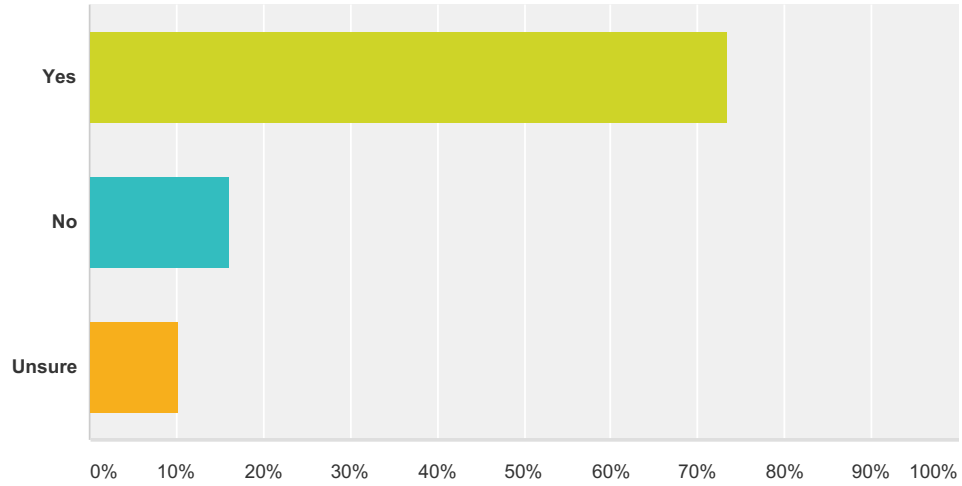


Brevard Public Schools Elementary Parent Survey 2016-2017

Answer Choices	Responses	
Letters/flyers, etc. sent home with students or by Peachjar	79.71%	55
Email	39.13%	27
School website	10.14%	7
Personal phone call home	28.99%	20
Text message	30.43%	21
Edline	8.70%	6
School district website	5.80%	4
Newsletters	34.78%	24
Student planner/agenda/take-home folder	40.58%	28
School marquee (sign)	17.39%	12
Parent-Teacher Organization (PTO/PTA)	5.80%	4
Parent conference	33.33%	23
Notes from teacher	46.38%	32
Social media (Facebook, Twitter)	5.80%	4
Automated phone call	36.23%	25
I need translation assistance	11.59%	8
Total Respondents: 69		

Q6 Did you attend a meeting this year where academic goals and activities were discussed with parents?

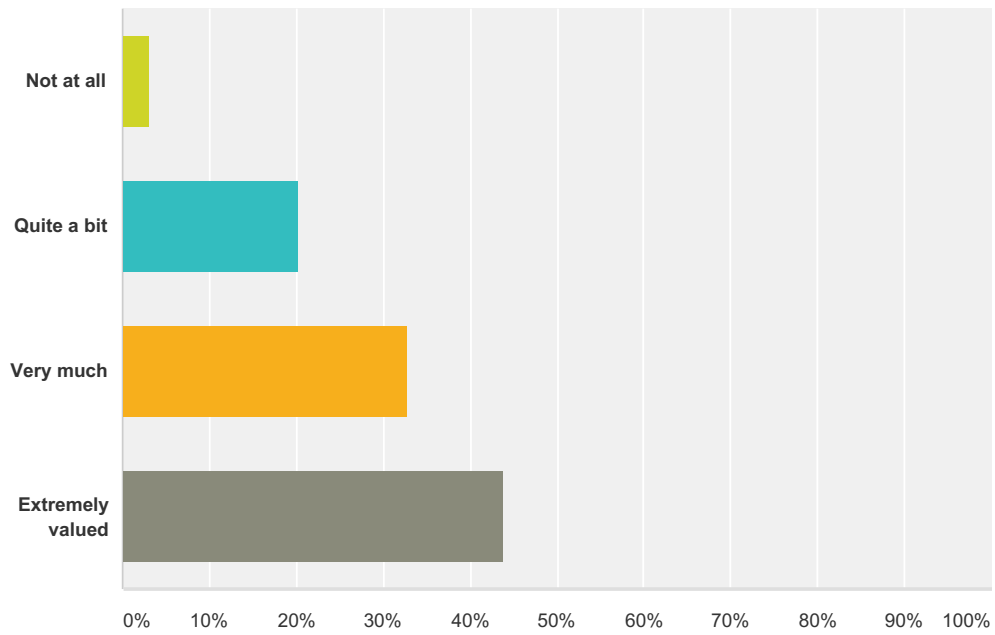
Answered: 68 Skipped: 5



Answer Choices	Responses	
Yes	73.53%	50
No	16.18%	11
Unsure	10.29%	7
Total		68

Q7 Overall, how much do you feel your child's school values parent input?

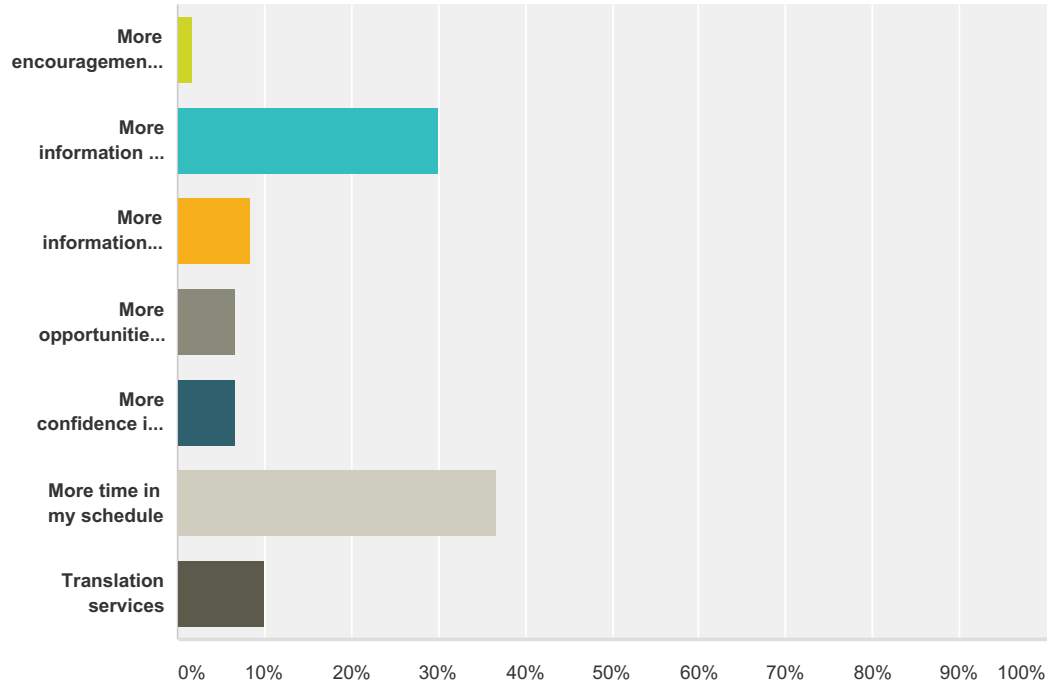
Answered: 64 Skipped: 9



Answer Choices	Responses
Not at all	3.13% 2
Quite a bit	20.31% 13
Very much	32.81% 21
Extremely valued	43.75% 28
Total	64

Q8 What would help you participate more in decision making and the overall academic achievement in your child's school?

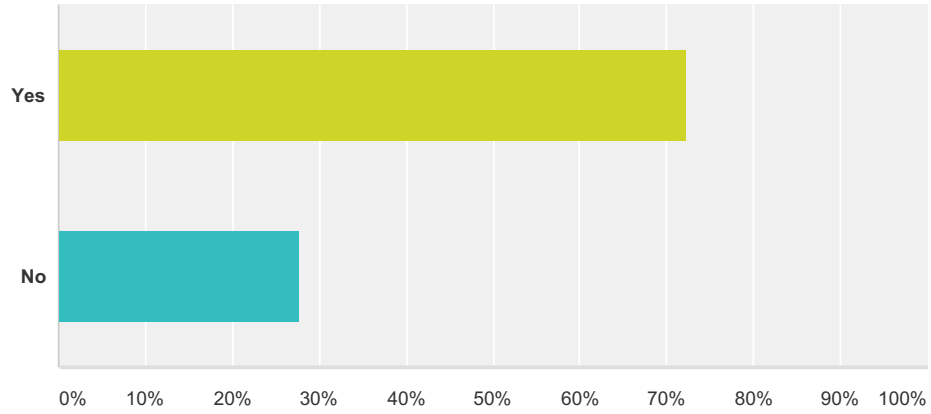
Answered: 60 Skipped: 13



Answer Choices	Responses
More encouragement from the school to become engaged	1.67% 1
More information on how to become engaged	30.00% 18
More information about school issues to be addressed	8.33% 5
More opportunities to share my opinion about school issues	6.67% 4
More confidence in my abilities to help	6.67% 4
More time in my schedule	36.67% 22
Translation services	10.00% 6
Total	60

Q9 Have you been given opportunities to provide input and feedback into school decisions?

Answered: 65 Skipped: 8



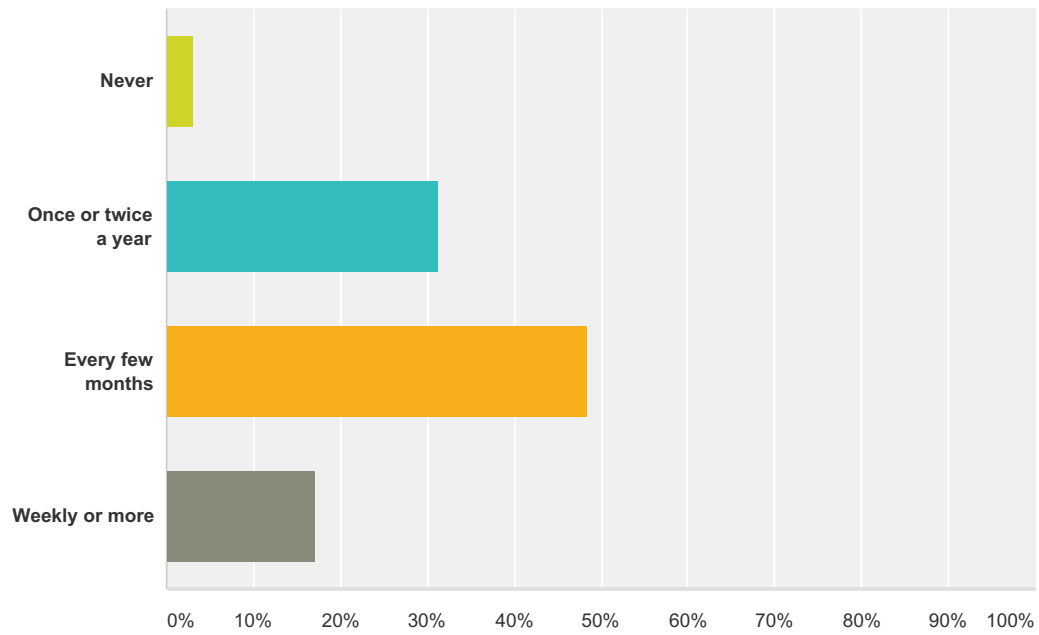
Answer Choices	Responses	
Yes	72.31%	47
No	27.69%	18
Total		65

Q10 What can Brevard Public Schools do to ensure your child is successful in elementary school?

Answered: 36 Skipped: 37

Q11 How often do you meet in person with your child's teacher?

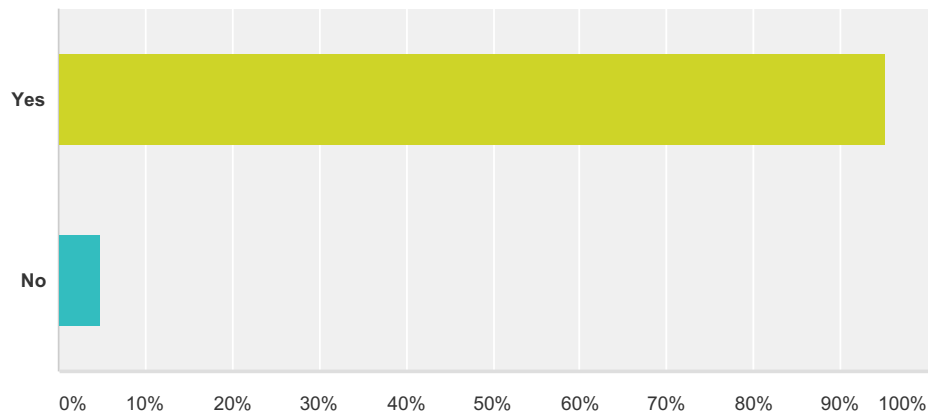
Answered: 64 Skipped: 9



Answer Choices	Responses
Never	3.13% 2
Once or twice a year	31.25% 20
Every few months	48.44% 31
Weekly or more	17.19% 11
Total	64

Q12 Are you aware of what your child is expected to master in all subject areas?

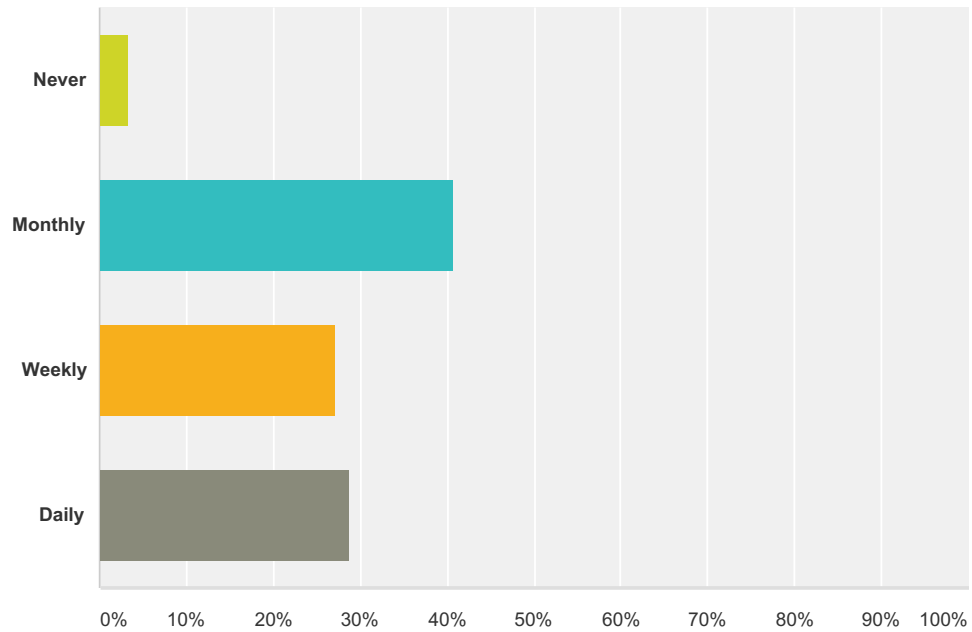
Answered: 62 Skipped: 11



Answer Choices	Responses	
Yes	95.16%	59
No	4.84%	3
Total		62

Q13 How often does your child's teacher communicate with you about your child's progress?

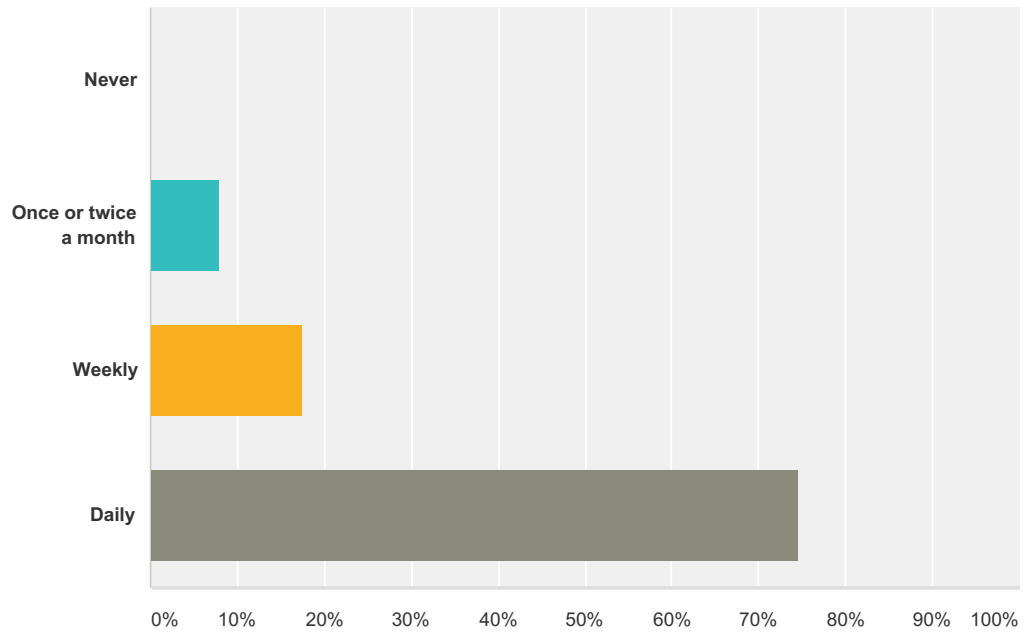
Answered: 59 Skipped: 14



Answer Choices	Responses
Never	3.39% 2
Monthly	40.68% 24
Weekly	27.12% 16
Daily	28.81% 17
Total	59

Q14 How often do you have conversations with your child about what his or her class is learning at school?

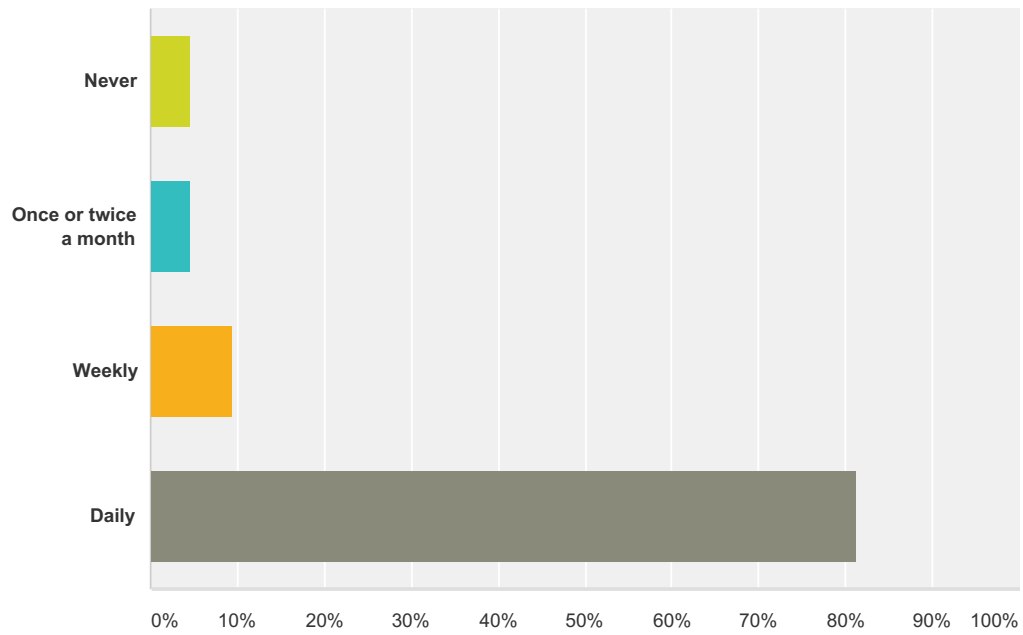
Answered: 63 Skipped: 10



Answer Choices	Responses	
Never	0.00%	0
Once or twice a month	7.94%	5
Weekly	17.46%	11
Daily	74.60%	47
Total		63

Q15 How often do you work with your child on homework or class assignments?

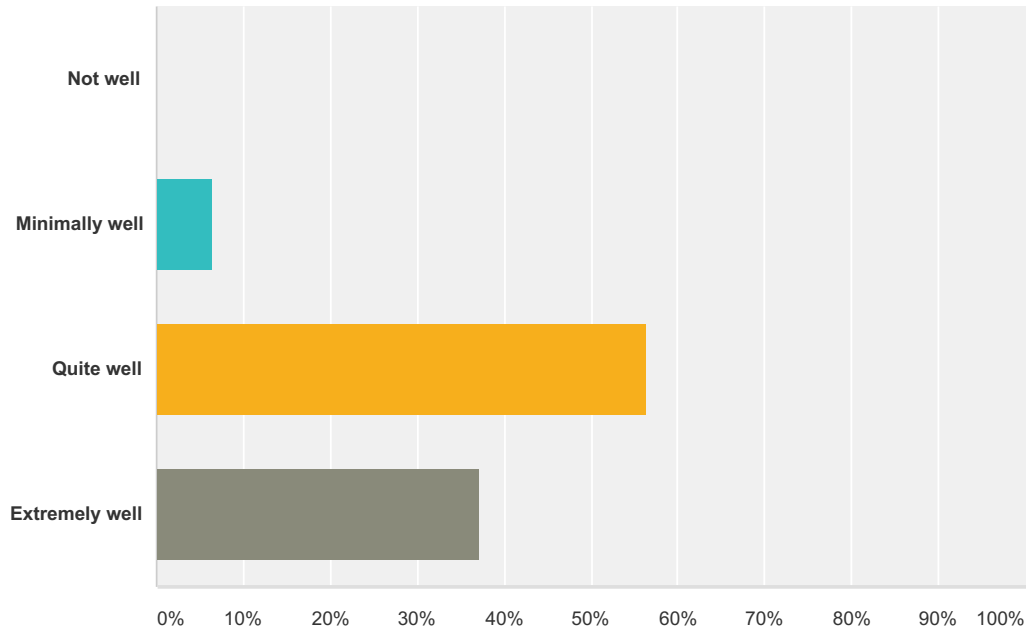
Answered: 64 Skipped: 9



Answer Choices	Responses	
Never	4.69%	3
Once or twice a month	4.69%	3
Weekly	9.38%	6
Daily	81.25%	52
Total		64

Q16 How well does school leadership foster an environment in which staff, parents, and the community work together to improve student achievement?

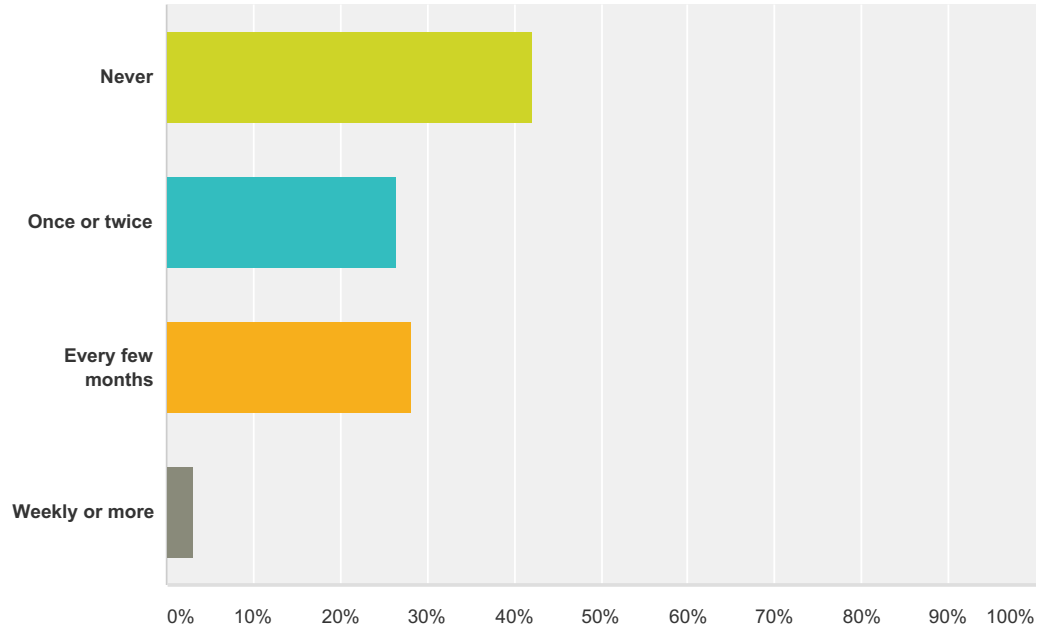
Answered: 62 Skipped: 11



Answer Choices	Responses
Not well	0.00% 0
Minimally well	6.45% 4
Quite well	56.45% 35
Extremely well	37.10% 23
Total	62

Q17 In the past year, how often have you participated in classroom activities during the school day?

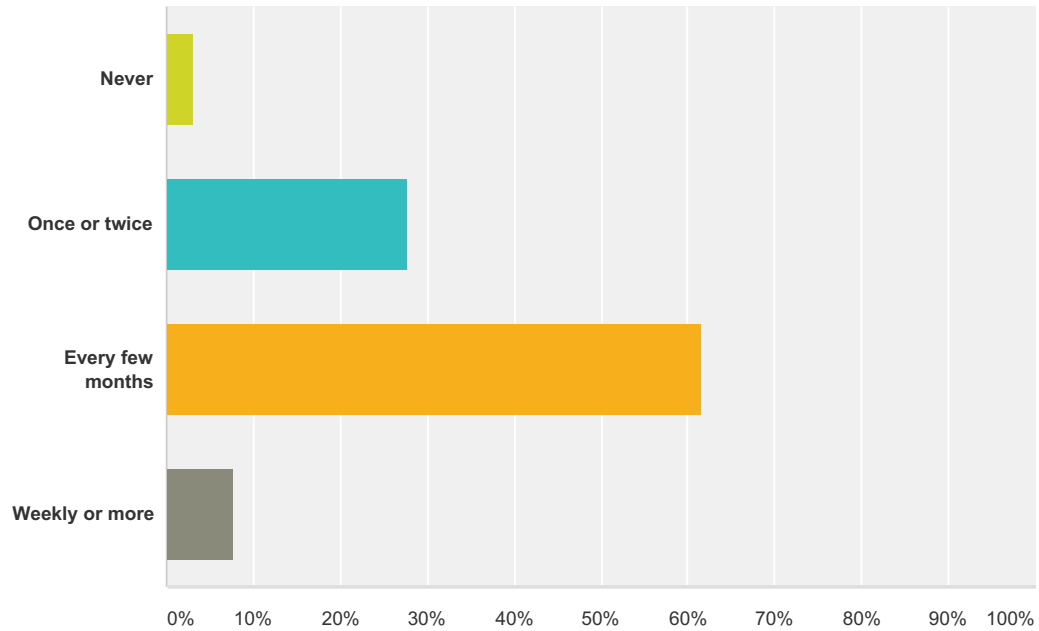
Answered: 64 Skipped: 9



Answer Choices	Responses	
Never	42.19%	27
Once or twice	26.56%	17
Every few months	28.13%	18
Weekly or more	3.13%	2
Total		64

Q18 In the past year, how often did you attend a parent meeting or event at your child's school that supported your child's academic success?

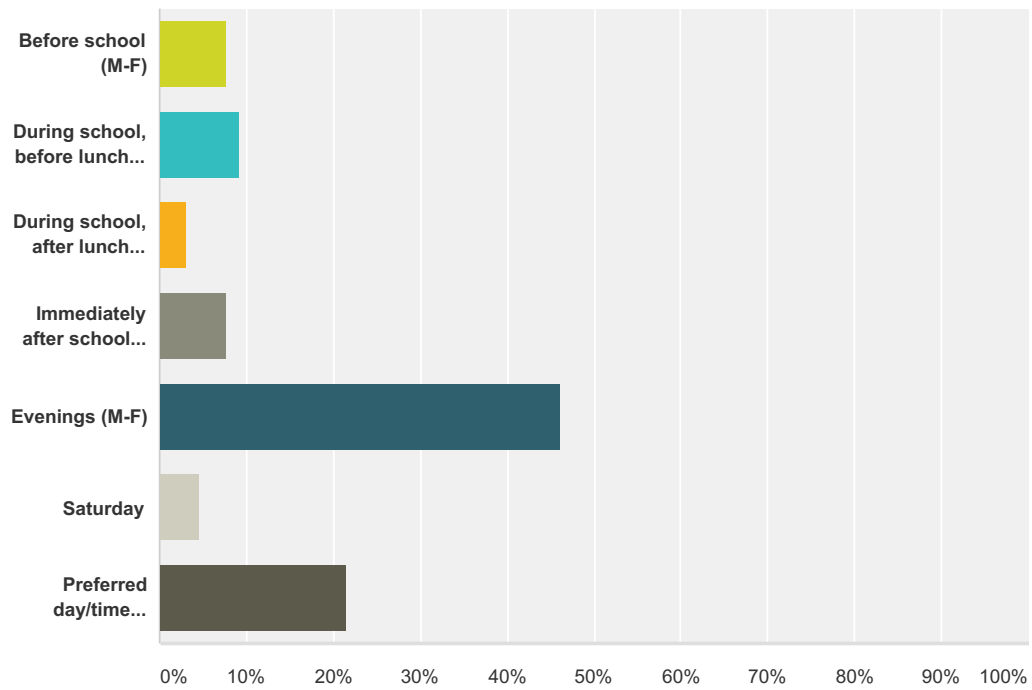
Answered: 65 Skipped: 8



Answer Choices	Responses
Never	3.08% 2
Once or twice	27.69% 18
Every few months	61.54% 40
Weekly or more	7.69% 5
Total	65

Q19 When is the best time for you to attend a school event for families?

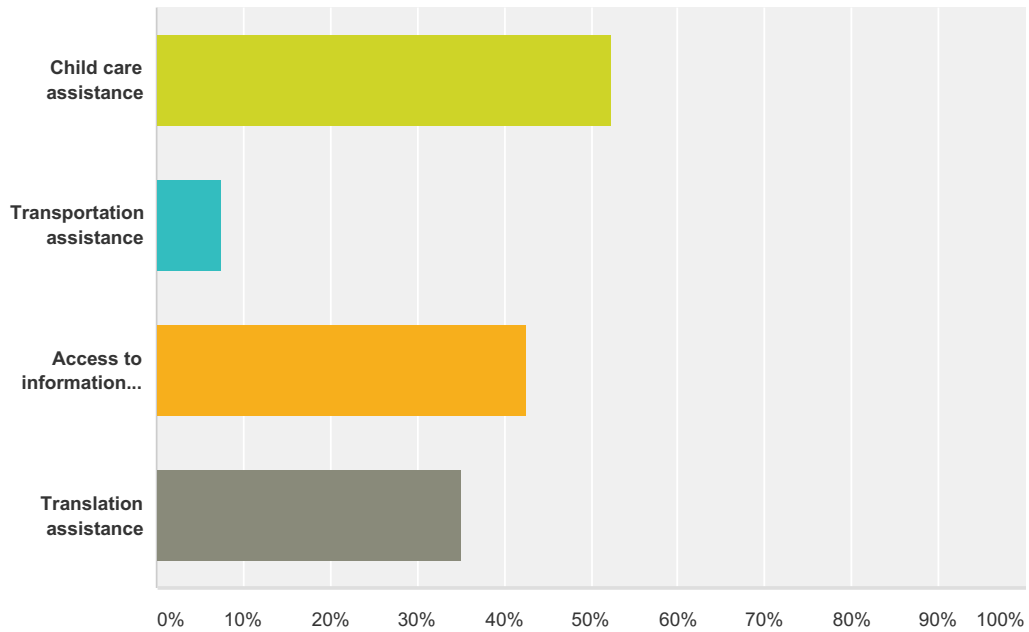
Answered: 65 Skipped: 8



Answer Choices	Responses
Before school (M-F)	7.69% 5
During school, before lunch (M-F)	9.23% 6
During school, after lunch (M-F)	3.08% 2
Immediately after school (M-F)	7.69% 5
Evenings (M-F)	46.15% 30
Saturday	4.62% 3
Preferred day/time (please indicate)	21.54% 14
Total	65

Q20 Which of the following would enable you to participate in parent meetings and school activities? (check all that apply)

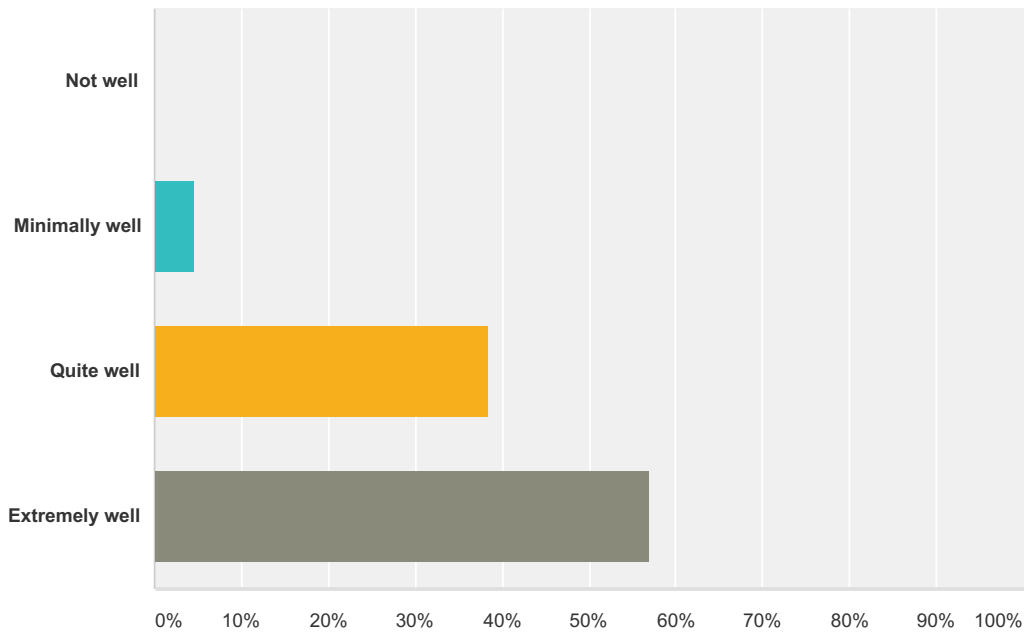
Answered: 40 Skipped: 33



Answer Choices	Responses
Child care assistance	52.50% 21
Transportation assistance	7.50% 3
Access to information online	42.50% 17
Translation assistance	35.00% 14
Total Respondents: 40	

Q21 How well do you feel the school creates a welcoming environment for families?

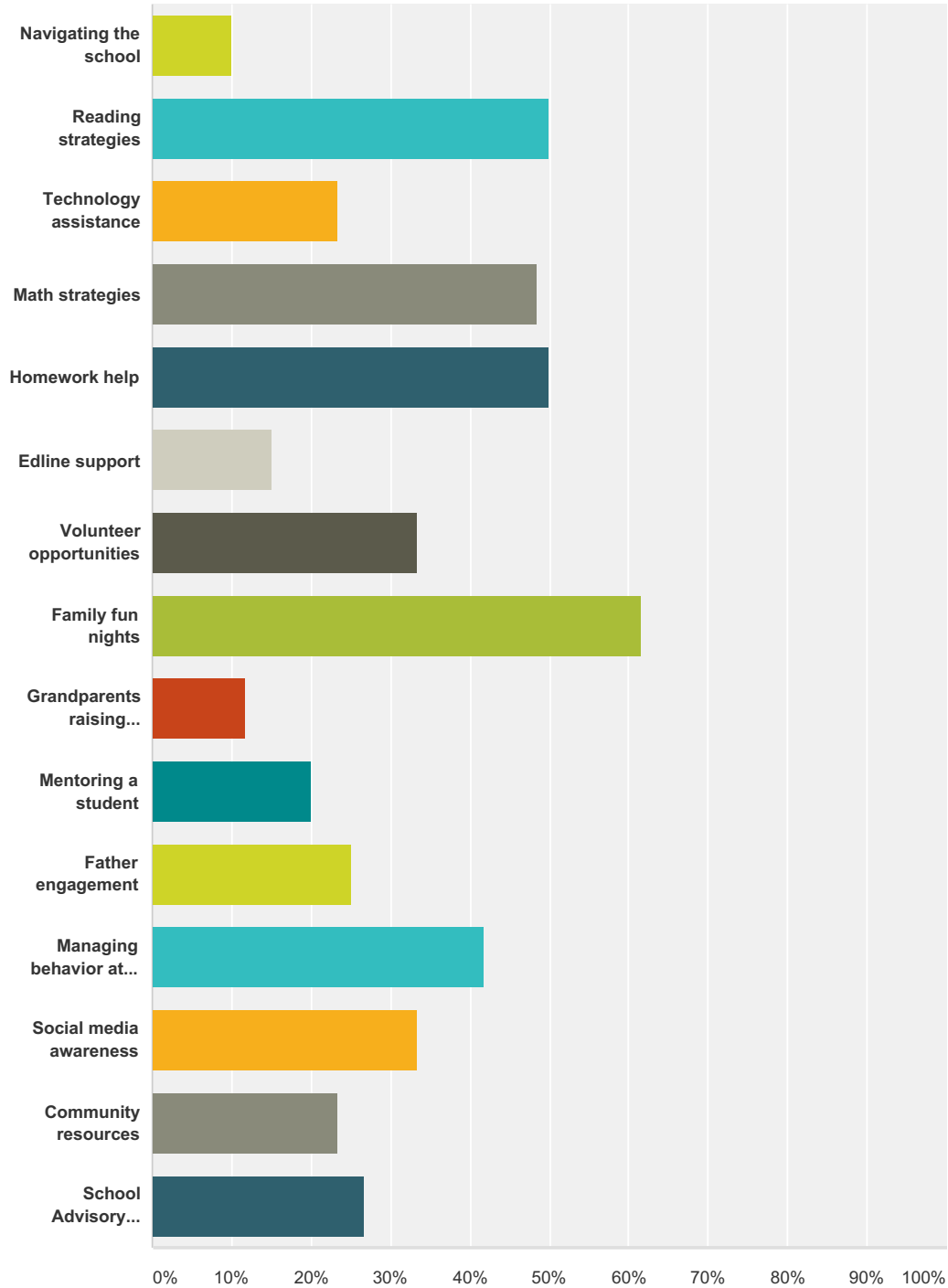
Answered: 65 Skipped: 8



Answer Choices	Responses
Not well	0.00% 0
Minimally well	4.62% 3
Quite well	38.46% 25
Extremely well	56.92% 37
Total	65

Q22 Which of the following informational meetings and activities would you participate in or attend?

Answered: 60 Skipped: 13



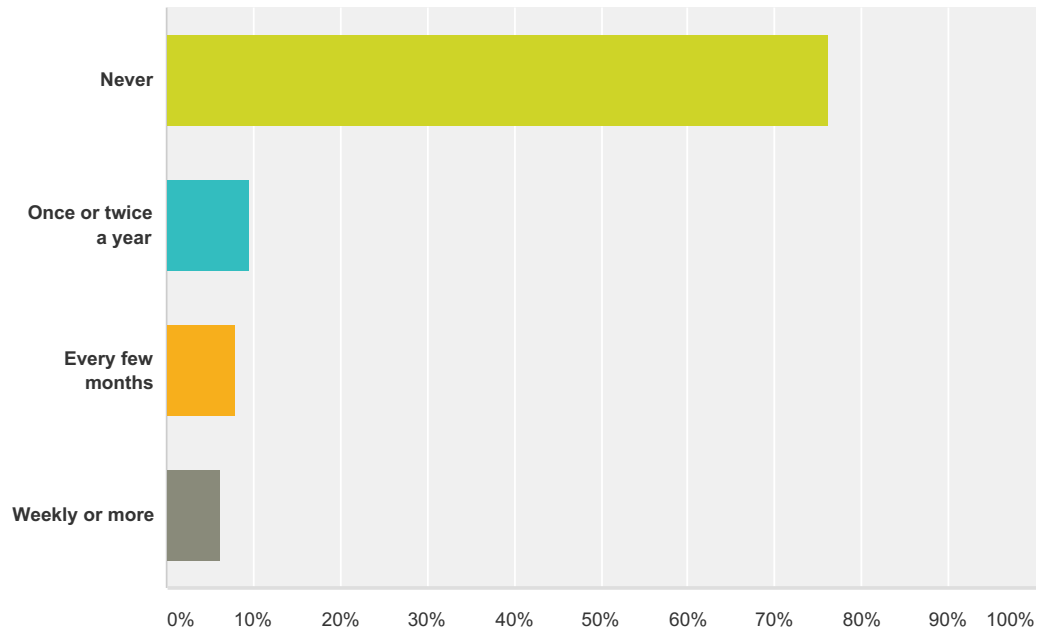
Answer Choices	Responses
Navigating the school	10.00% 6

Brevard Public Schools Elementary Parent Survey 2016-2017

Reading strategies	50.00%	30
Technology assistance	23.33%	14
Math strategies	48.33%	29
Homework help	50.00%	30
Edline support	15.00%	9
Volunteer opportunities	33.33%	20
Family fun nights	61.67%	37
Grandparents raising grandchildren	11.67%	7
Mentoring a student	20.00%	12
Father engagement	25.00%	15
Managing behavior at home	41.67%	25
Social media awareness	33.33%	20
Community resources	23.33%	14
School Advisory Council (SAC) or Parent-Teacher Organization (PTO/PTA)	26.67%	16
Total Respondents: 60		

Q23 How often do you work with other parents at your child's school to plan and carry out school activities?

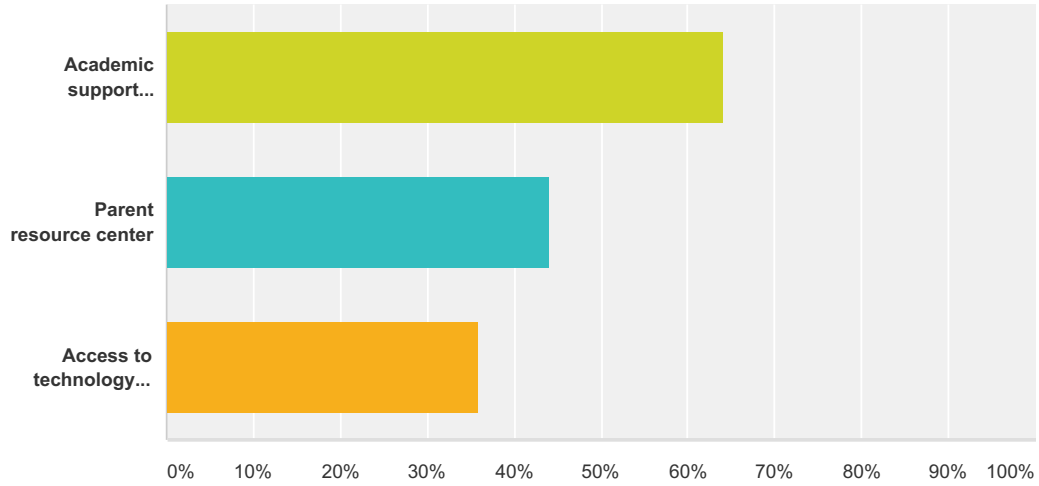
Answered: 63 Skipped: 10



Answer Choices	Responses	
Never	76.19%	48
Once or twice a year	9.52%	6
Every few months	7.94%	5
Weekly or more	6.35%	4
Total		63

Q24 What types of family engagement resources would you use if they were provided at your school?

Answered: 50 Skipped: 23



Answer Choices	Responses
Academic support materials for families	64.00% 32
Parent resource center	44.00% 22
Access to technology resources to support family engagement	36.00% 18
Total Respondents: 50	

Q25 What do you feel is working well at your child's school? (this is your chance to brag about your school and share what you like about it!)

Answered: 44 Skipped: 29

Q26 What do you feel is not working, difficult, and/or needs improvement at your child's school? (This is your chance to tell us what you would like to see changed.)

Answered: 37 Skipped: 36