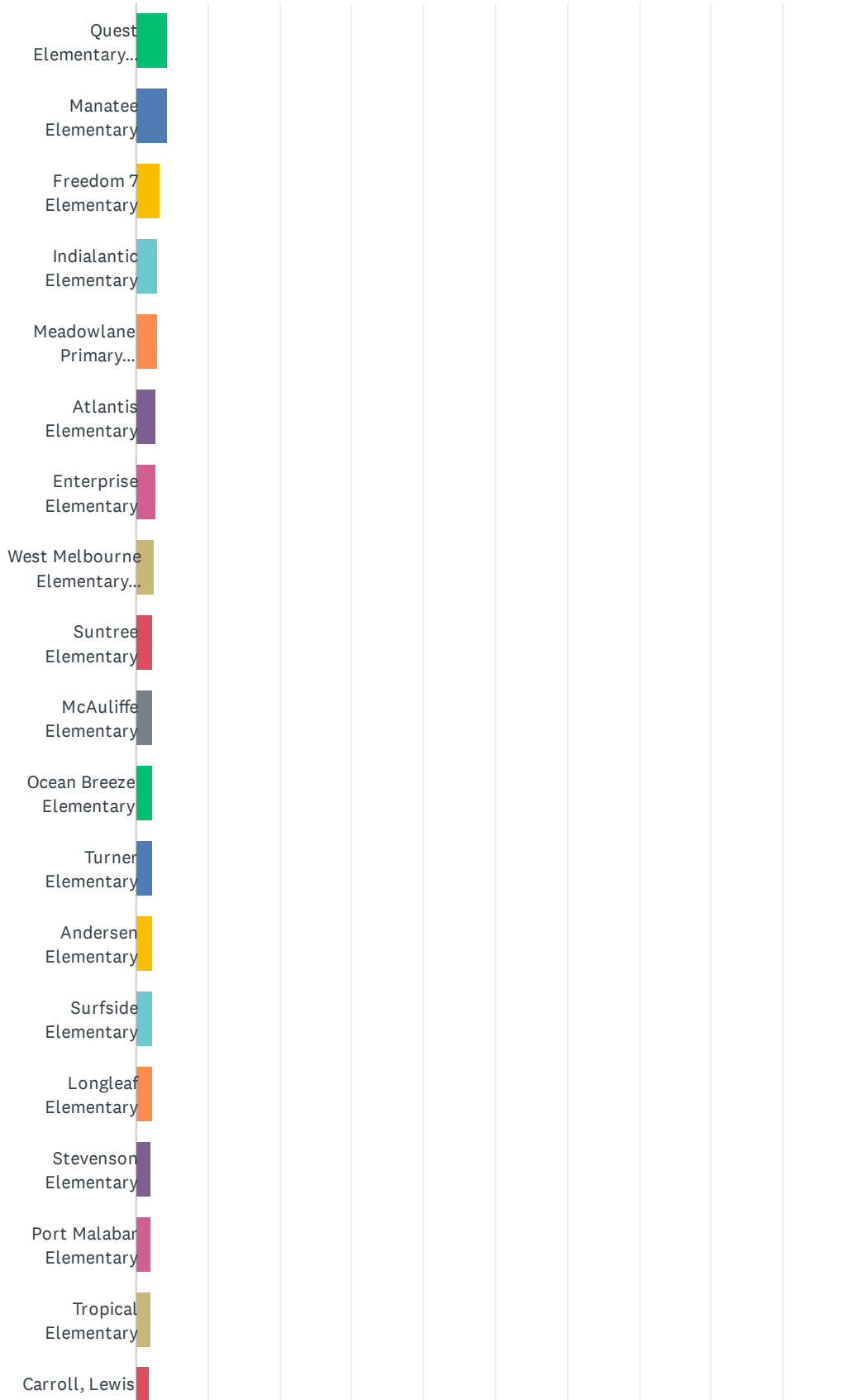
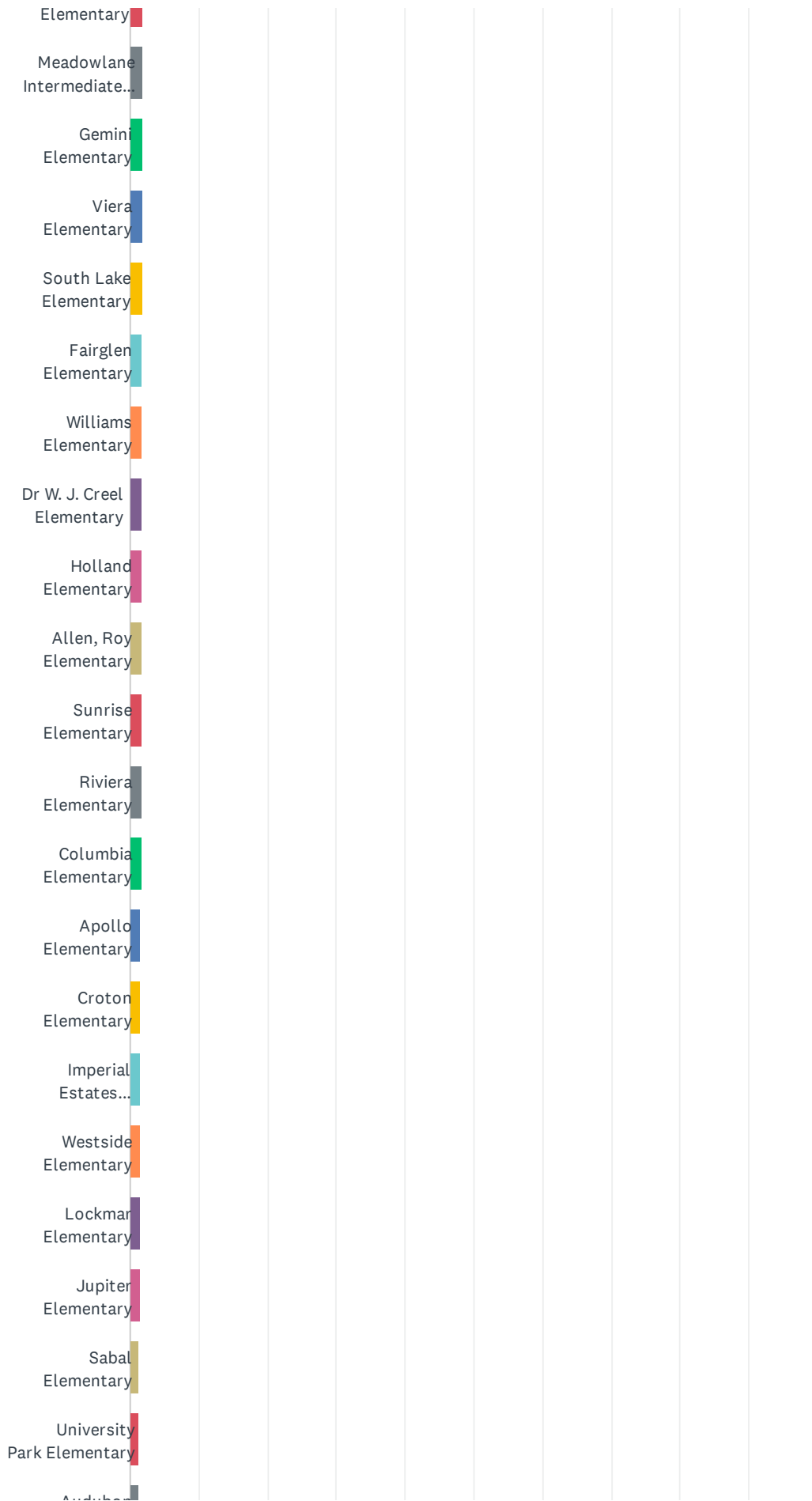


Q1 What school does your child attend?

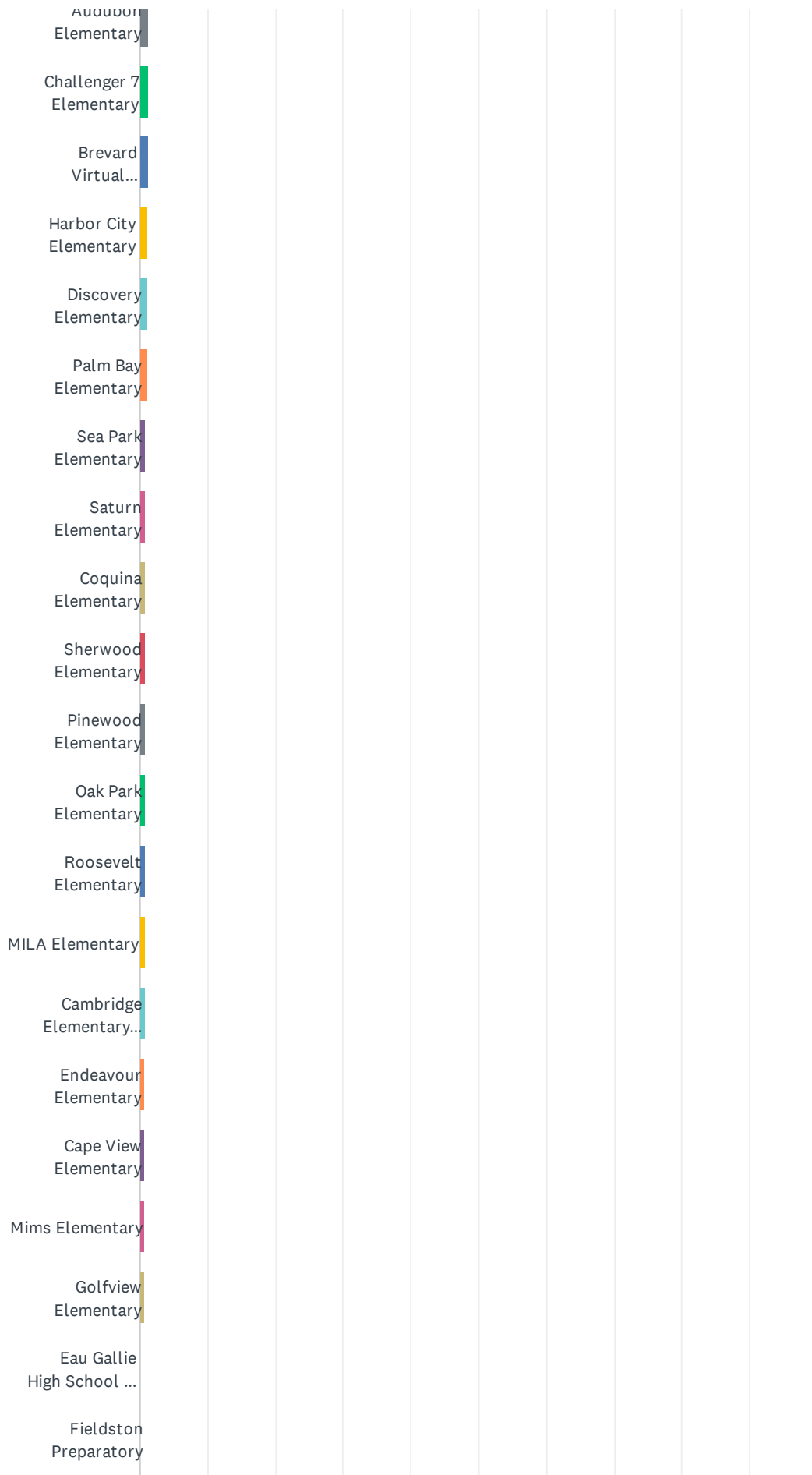
Answered: 13,195 Skipped: 0



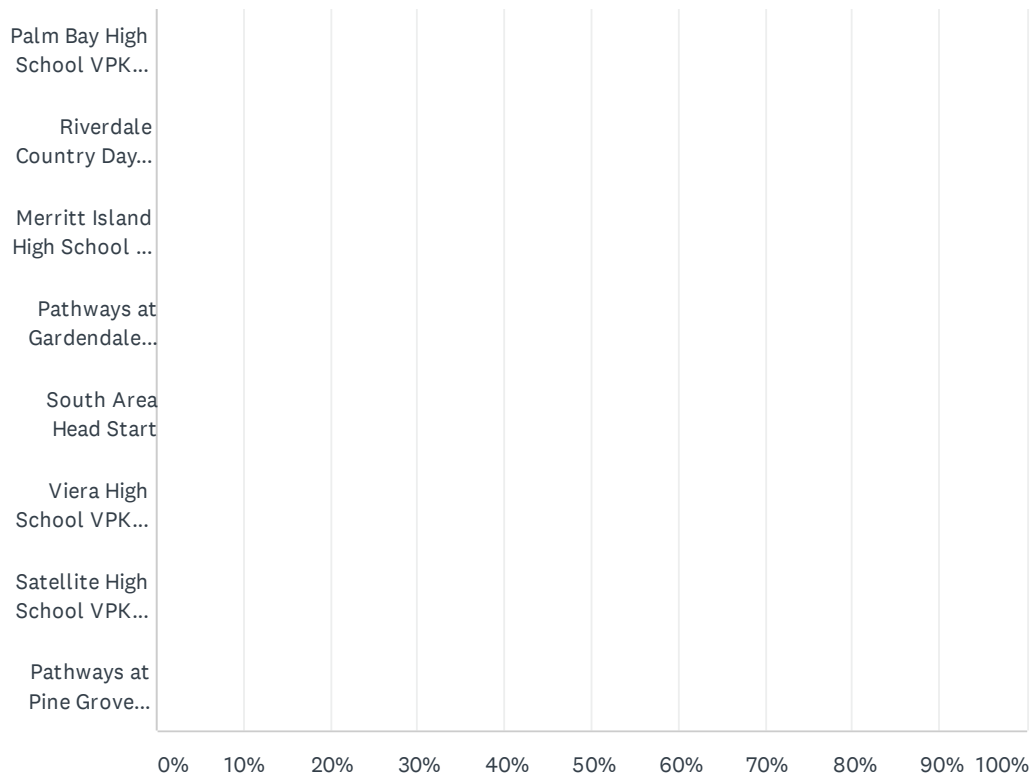
Brevard Public Schools Elementary Parent Survey 2020-2021



Brevard Public Schools Elementary Parent Survey 2020-2021



Brevard Public Schools Elementary Parent Survey 2020-2021



Brevard Public Schools Elementary Parent Survey 2020-2021

ANSWER CHOICES	RESPONSES	
Quest Elementary School	4.40%	581
Manatee Elementary	4.31%	569
Freedom 7 Elementary	3.30%	436
Indialantic Elementary	2.99%	395
Meadowlane Primary Elementary	2.97%	392
Atlantis Elementary	2.79%	368
Enterprise Elementary	2.68%	354
West Melbourne Elementary School for Science	2.51%	331
Suntree Elementary	2.39%	316
McAuliffe Elementary	2.39%	315
Ocean Breeze Elementary	2.36%	311
Turner Elementary	2.31%	305
Andersen Elementary	2.28%	301
Surfside Elementary	2.24%	296
Longleaf Elementary	2.24%	295
Stevenson Elementary	2.19%	289
Port Malabar Elementary	2.08%	275
Tropical Elementary	2.05%	271
Carroll, Lewis Elementary	1.99%	262
Meadowlane Intermediate Elementary	1.93%	255
Gemini Elementary	1.86%	245
Viera Elementary	1.86%	245
South Lake Elementary	1.81%	239
Fairglen Elementary	1.76%	232
Williams Elementary	1.75%	231
Dr W. J. Creel Elementary	1.66%	219
Holland Elementary	1.66%	219
Allen, Roy Elementary	1.64%	217
Sunrise Elementary	1.64%	217
Riviera Elementary	1.61%	213
Columbia Elementary	1.58%	208
Apollo Elementary	1.56%	206

Brevard Public Schools Elementary Parent Survey 2020-2021

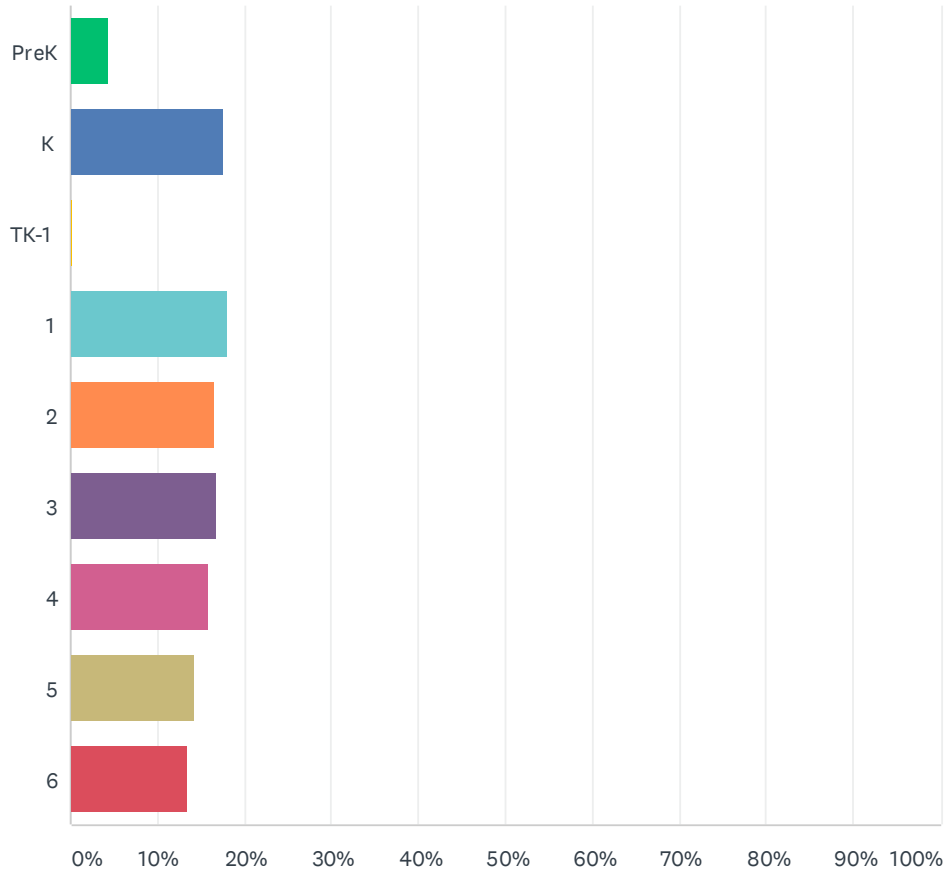
Croton Elementary	1.55%	205
Imperial Estates Elementary	1.48%	195
Westside Elementary	1.47%	194
Lockmar Elementary	1.39%	183
Jupiter Elementary	1.37%	181
Sabal Elementary	1.35%	178
University Park Elementary	1.32%	174
Audubon Elementary	1.28%	169
Challenger 7 Elementary	1.18%	156
Brevard Virtual Instruction Program (BVIP)	1.17%	155
Harbor City Elementary	1.11%	147
Discovery Elementary	1.10%	145
Palm Bay Elementary	1.03%	136
Sea Park Elementary	0.92%	122
Saturn Elementary	0.89%	117
Coquina Elementary	0.88%	116
Sherwood Elementary	0.88%	116
Pinewood Elementary	0.83%	109
Oak Park Elementary	0.82%	108
Roosevelt Elementary	0.80%	106
MILA Elementary	0.77%	101
Cambridge Elementary Magnet	0.74%	97
Endeavour Elementary	0.73%	96
Cape View Elementary	0.72%	95
Mims Elementary	0.70%	93
Golfview Elementary	0.61%	80
Eau Gallie High School VPK program	0.02%	3
Fieldston Preparatory	0.02%	2
Palm Bay High School VPK program	0.02%	2
Riverdale Country Day School	0.02%	2
Merritt Island High School VPK program	0.01%	1
Pathways at Gardendale (North/Central Area Alternative Center)	0.01%	1
South Area Head Start	0.01%	1
Viera High School VPK program	0.01%	1

Brevard Public Schools Elementary Parent Survey 2020-2021

Satellite High School VPK program	0.00%	0
Pathways at Pine Grove (South Area Alternative Center)	0.00%	0
TOTAL		13,195

Q2 What is your child's current grade level?

Answered: 13,195 Skipped: 0

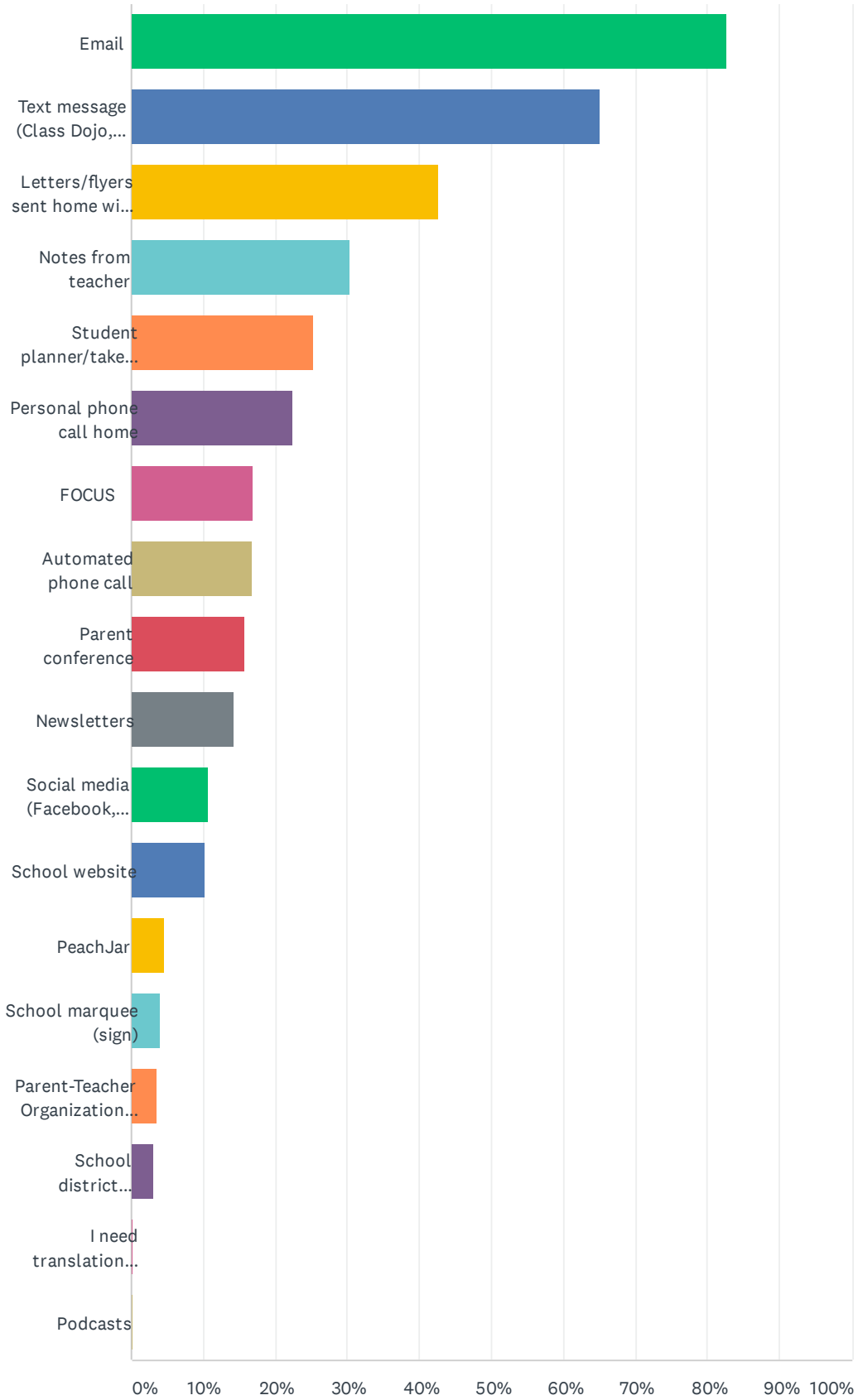


ANSWER CHOICES	RESPONSES	
PreK	4.41%	582
K	17.50%	2,309
TK-1	0.31%	41
1	18.04%	2,380
2	16.49%	2,176
3	16.79%	2,215
4	15.97%	2,107
5	14.18%	1,871
6	13.35%	1,762
Total Respondents: 13,195		

Q3 What is the best way for us to get important information regarding school events and/or your child's progress from the school? (check all that apply)

Answered: 13,153 Skipped: 42

Brevard Public Schools Elementary Parent Survey 2020-2021

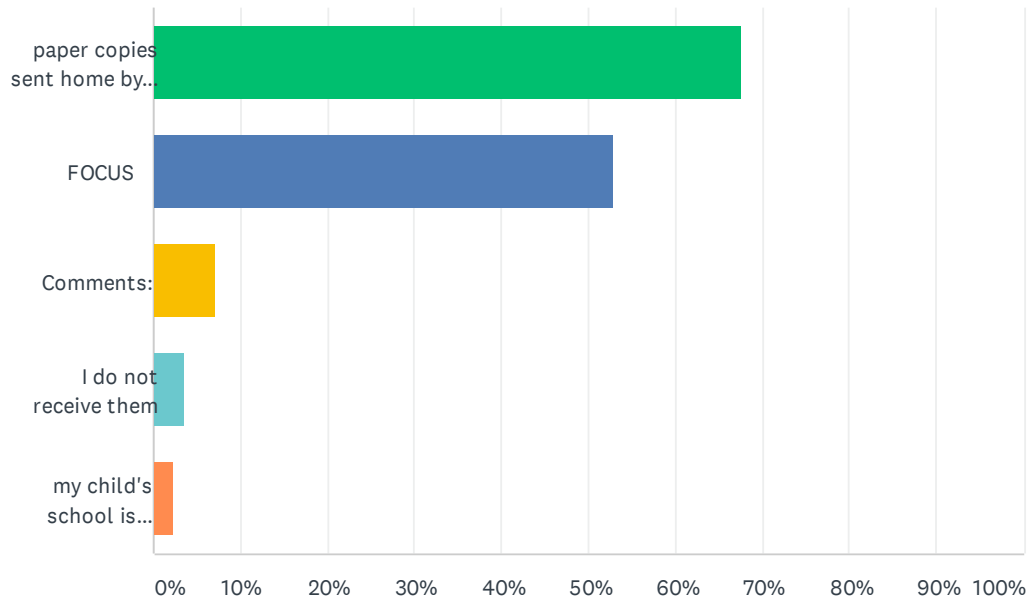


Brevard Public Schools Elementary Parent Survey 2020-2021

ANSWER CHOICES	RESPONSES	
Email	82.70%	10,878
Text message (Class Dojo, Remind)	65.00%	8,549
Letters/flyers sent home with students	42.74%	5,622
Notes from teacher	30.37%	3,994
Student planner/take-home folder	25.32%	3,330
Personal phone call home	22.34%	2,939
FOCUS	16.91%	2,224
Automated phone call	16.84%	2,215
Parent conference	15.79%	2,077
Newsletters	14.24%	1,873
Social media (Facebook, Twitter)	10.75%	1,414
School website	10.17%	1,338
PeachJar	4.62%	608
School marquee (sign)	4.07%	535
Parent-Teacher Organization (PTO/PTA)	3.53%	464
School district website	3.09%	406
I need translation assistance	0.27%	35
Podcasts	0.21%	27
Total Respondents: 13,153		

Q4 How do you receive interim reports and report cards?

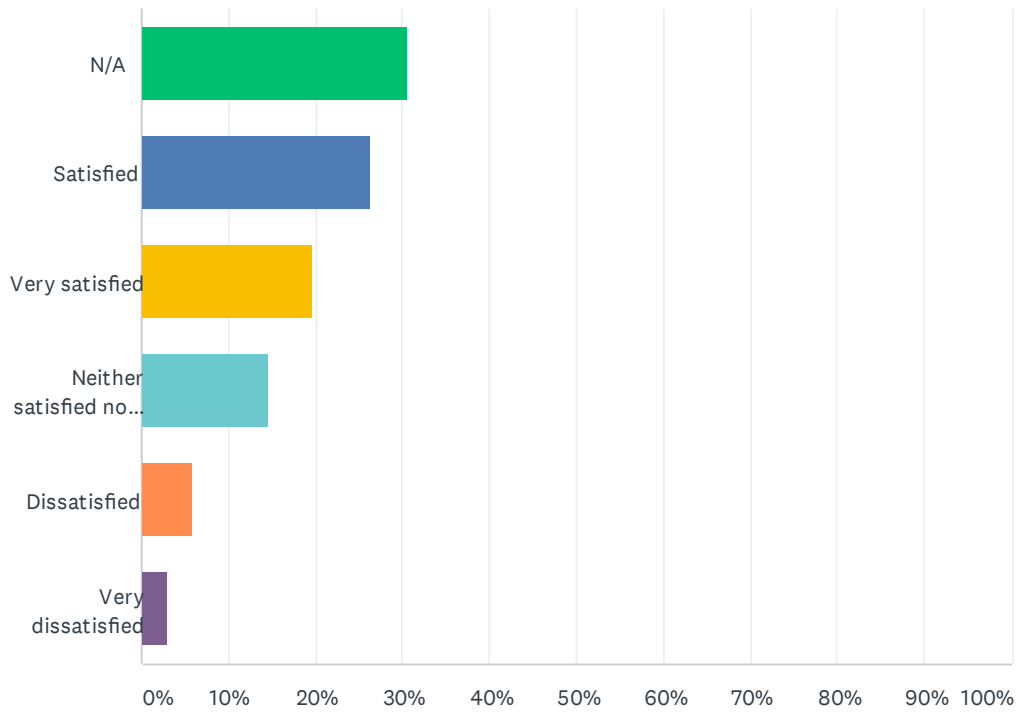
Answered: 12,082 Skipped: 1,113



ANSWER CHOICES	RESPONSES	
paper copies sent home by the school	67.58%	8,165
FOCUS	52.91%	6,392
Comments:	7.16%	865
I do not receive them	3.48%	420
my child's school is paperless	2.39%	289
Total Respondents: 12,082		

Q5 Please rate your overall experience with Brevard Public School's eLearning program.

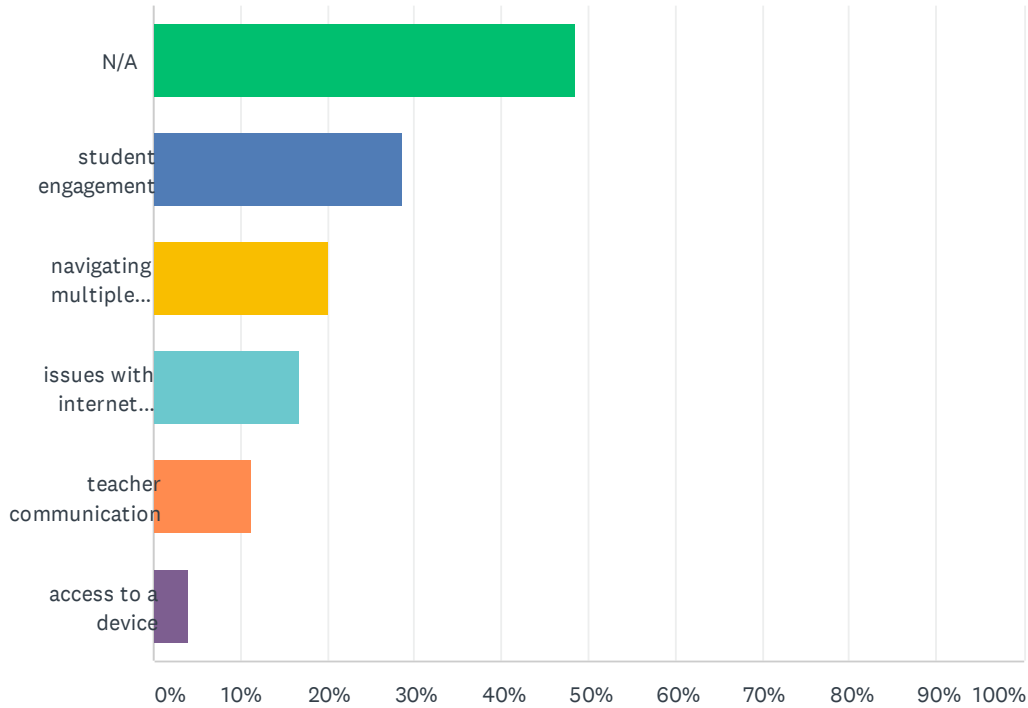
Answered: 12,090 Skipped: 1,105



ANSWER CHOICES	RESPONSES	
N/A	30.54%	3,692
Satisfied	26.42%	3,194
Very satisfied	19.69%	2,381
Neither satisfied nor dissatisfied	14.60%	1,765
Dissatisfied	5.77%	697
Very dissatisfied	2.99%	361
TOTAL		12,090

Q6 What has been the biggest challenge with the eLearning environment?

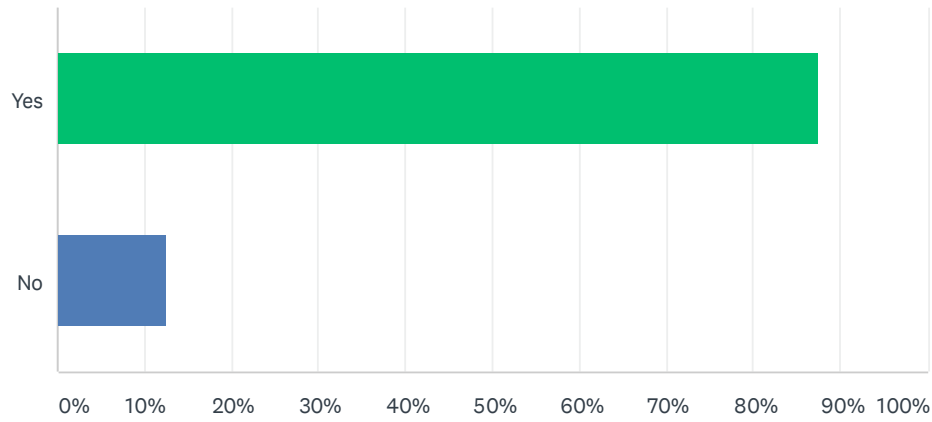
Answered: 11,740 Skipped: 1,455



ANSWER CHOICES	RESPONSES	
N/A	48.63%	5,709
student engagement	28.58%	3,355
navigating multiple learning platforms (Google Classroom, FOCUS, etc)	20.06%	2,355
issues with internet connection	16.80%	1,972
teacher communication	11.39%	1,337
access to a device	3.90%	458
Total Respondents: 11,740		

Q7 Do you feel welcome at your child's school?

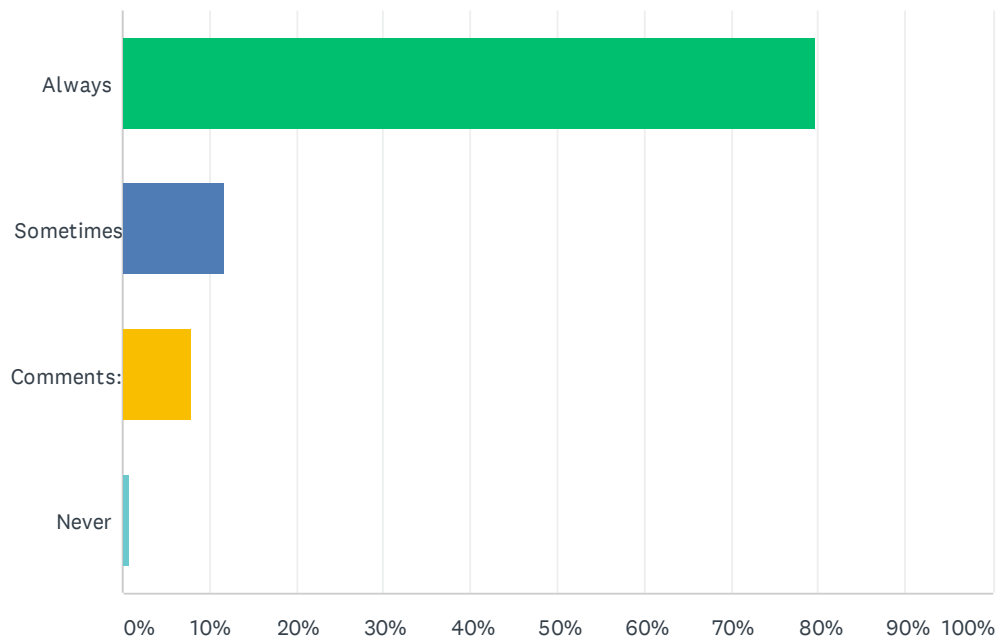
Answered: 11,861 Skipped: 1,334



ANSWER CHOICES		RESPONSES	
Yes		87.39%	10,365
No		12.61%	1,496
TOTAL			11,861

Q8 The office staff at my school is polite and is helpful in answering my questions or concerns.

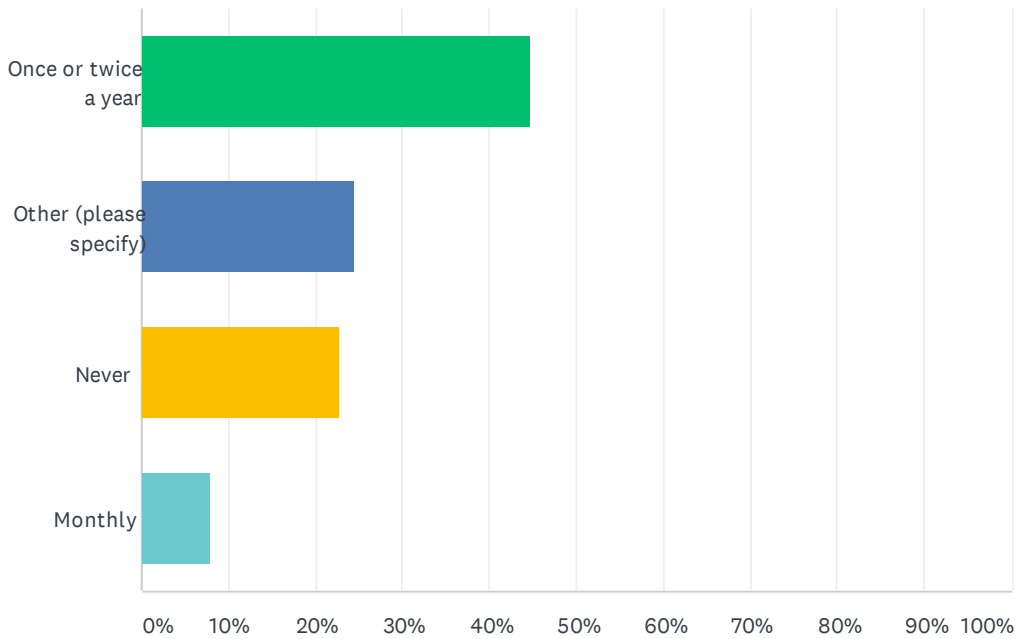
Answered: 12,038 Skipped: 1,157



ANSWER CHOICES	RESPONSES
Always	79.67% 9,591
Sometimes	11.63% 1,400
Comments:	7.88% 948
Never	0.82% 99
TOTAL	12,038

Q9 In the past year, how often did you attend a parent meeting or event at your child's school that supported your child's academic success?

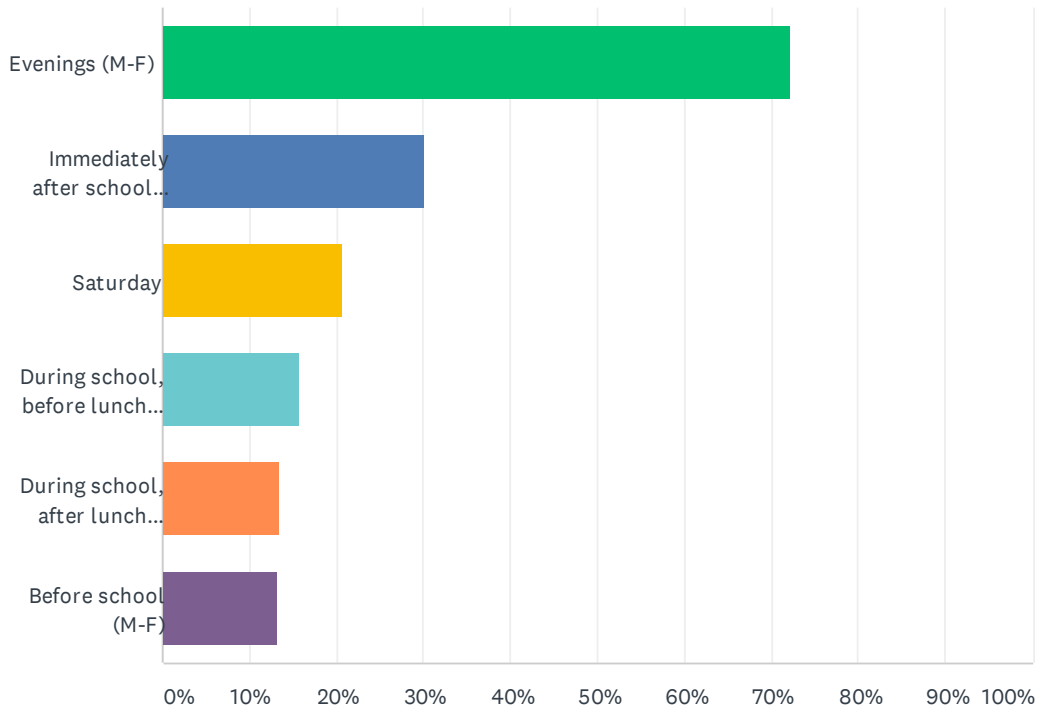
Answered: 12,015 Skipped: 1,180



ANSWER CHOICES	RESPONSES	
Once or twice a year	44.74%	5,376
Other (please specify)	24.43%	2,935
Never	22.85%	2,745
Monthly	7.98%	959
TOTAL		12,015

Q10 When is the best time for you to attend a school event for families?

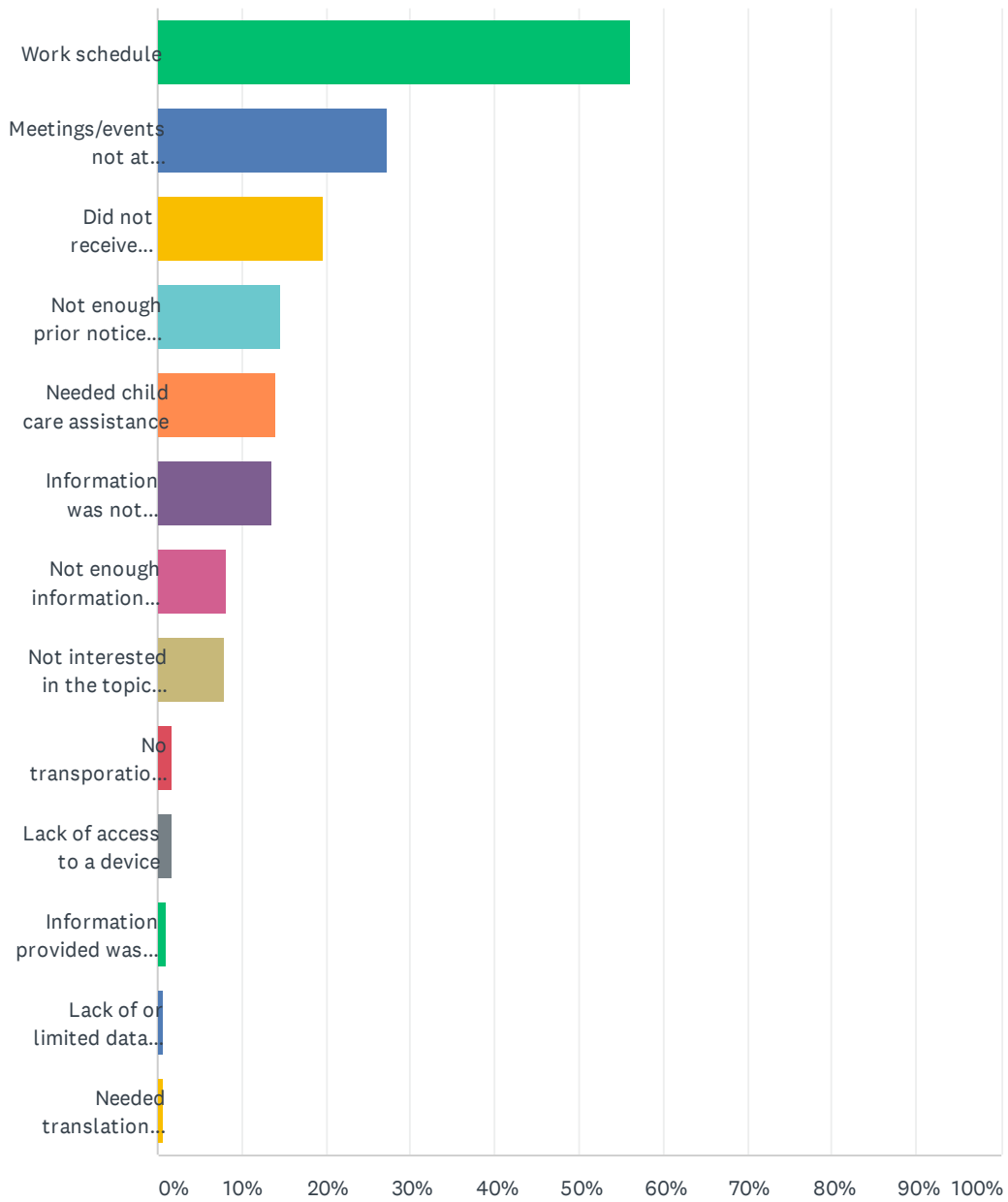
Answered: 11,846 Skipped: 1,349



ANSWER CHOICES	RESPONSES	
Evenings (M-F)	72.19%	8,552
Immediately after school (M-F)	30.16%	3,573
Saturday	20.64%	2,445
During school, before lunch (M-F)	15.62%	1,850
During school, after lunch (M-F)	13.41%	1,588
Before school (M-F)	13.08%	1,549
Total Respondents: 11,846		

Q11 If you were unable to attend informational meetings or academic events, please share why. (Check all that apply)

Answered: 8,044 Skipped: 5,151

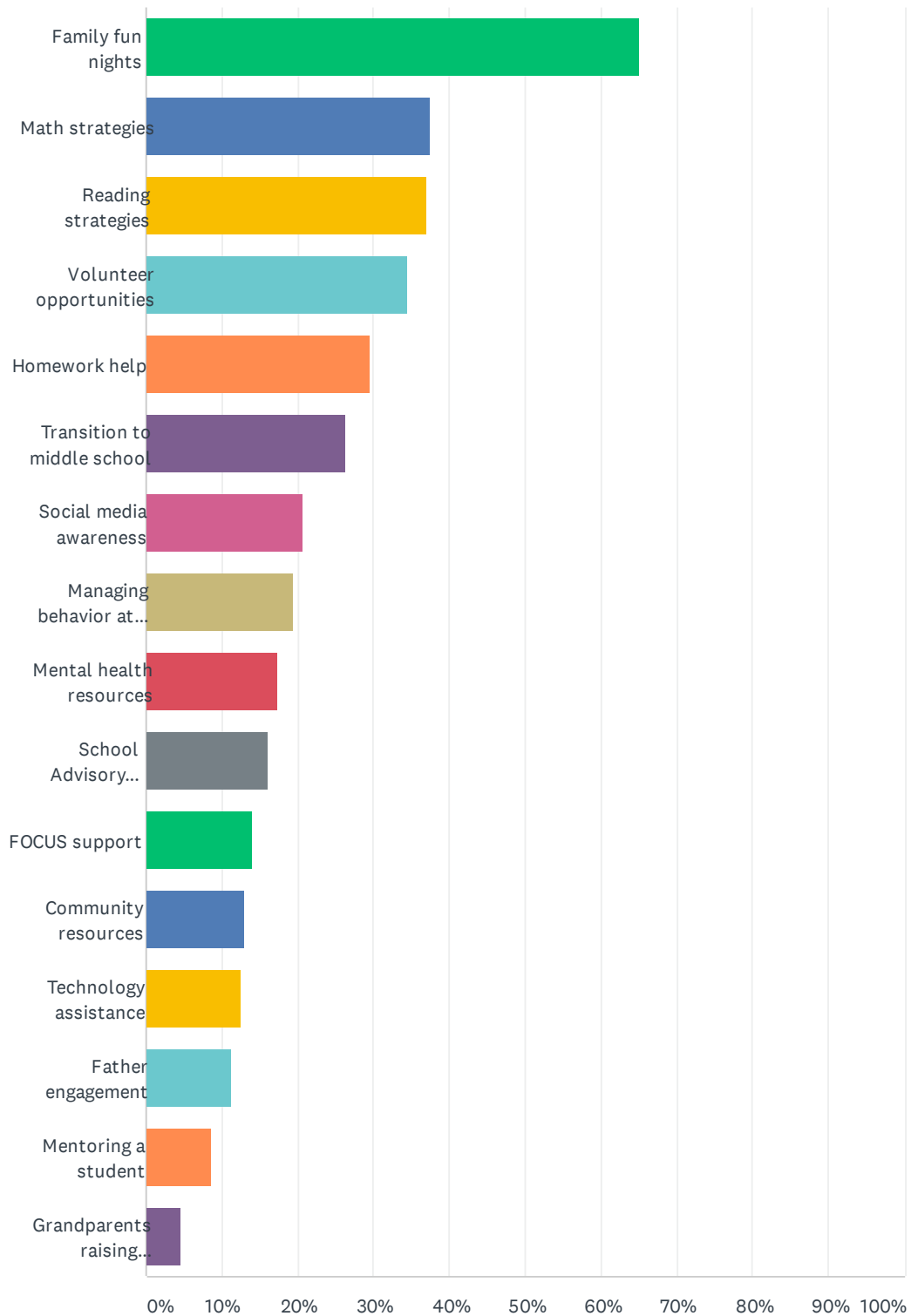


Brevard Public Schools Elementary Parent Survey 2020-2021

ANSWER CHOICES	RESPONSES	
Work schedule	56.10%	4,513
Meetings/events not at convenient times	27.14%	2,183
Did not receive information about meetings/events	19.58%	1,575
Not enough prior notice provided	14.66%	1,179
Needed child care assistance	14.11%	1,135
Information was not relevant to me/my child	13.58%	1,092
Not enough information provided	8.17%	657
Not interested in the topics presented	7.93%	638
No transportation to get to meetings/events	1.64%	132
Lack of access to a device	1.63%	131
Information provided was difficult to understand	1.13%	91
Lack of or limited data plan	0.70%	56
Needed translation services	0.53%	43
Total Respondents: 8,044		

Q12 Which of the following informational meetings and activities would you participate in or attend?

Answered: 10,208 Skipped: 2,987



Brevard Public Schools Elementary Parent Survey 2020-2021

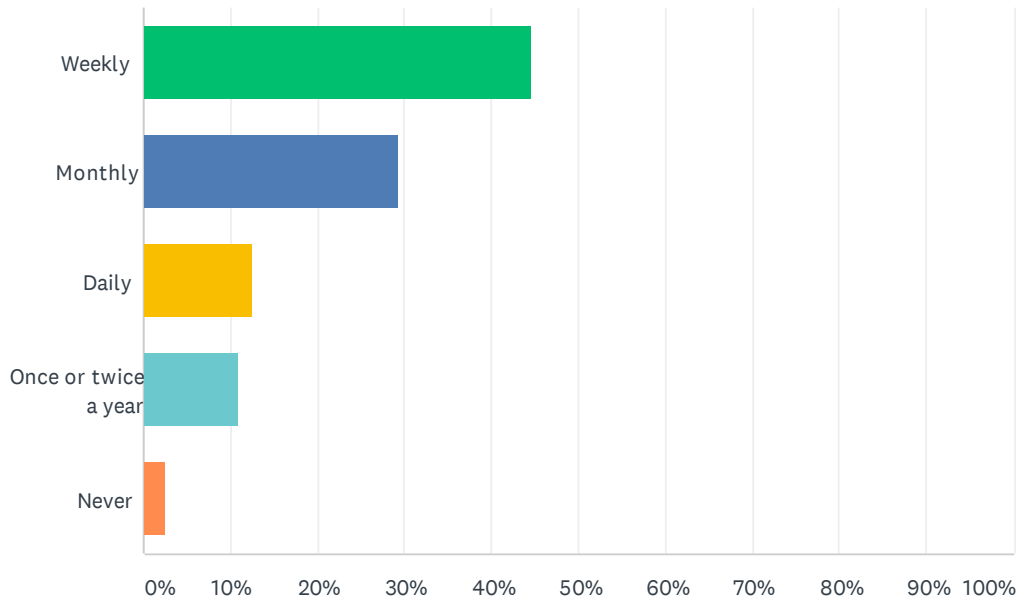
ANSWER CHOICES	RESPONSES	
Family fun nights	64.98%	6,633
Math strategies	37.37%	3,815
Reading strategies	36.93%	3,770
Volunteer opportunities	34.45%	3,517
Homework help	29.50%	3,011
Transition to middle school	26.36%	2,691
Social media awareness	20.76%	2,119
Managing behavior at home	19.47%	1,987
Mental health resources	17.38%	1,774
School Advisory Council (SAC) or Parent-Teacher Organization (PTO/PTA)	16.21%	1,655
FOCUS support	14.01%	1,430
Community resources	12.99%	1,326
Technology assistance	12.47%	1,273
Father engagement	11.29%	1,152
Mentoring a student	8.48%	866
Grandparents raising grandchildren	4.70%	480
Total Respondents: 10,208		

Q13 In what ways can family engagement be strengthened at your child's school?

Answered: 4,629 Skipped: 8,566

Q14 How often do you communicate with your child's teachers?

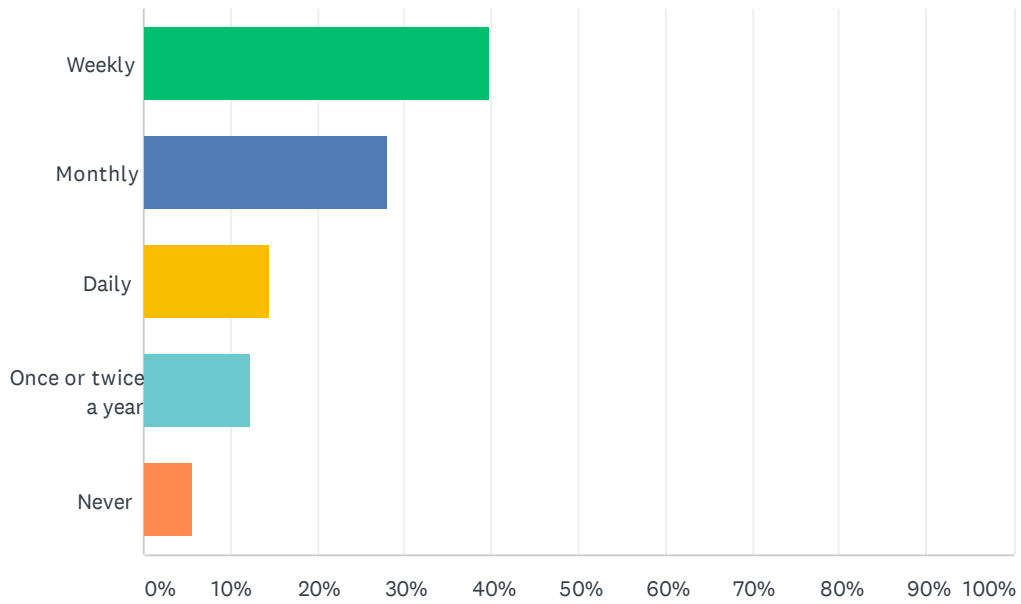
Answered: 10,922 Skipped: 2,273



ANSWER CHOICES	RESPONSES	
Weekly	44.54%	4,865
Monthly	29.33%	3,203
Daily	12.54%	1,370
Once or twice a year	10.98%	1,199
Never	2.61%	285
TOTAL		10,922

Q15 How often does your child's teacher communicate with you about your child's progress?

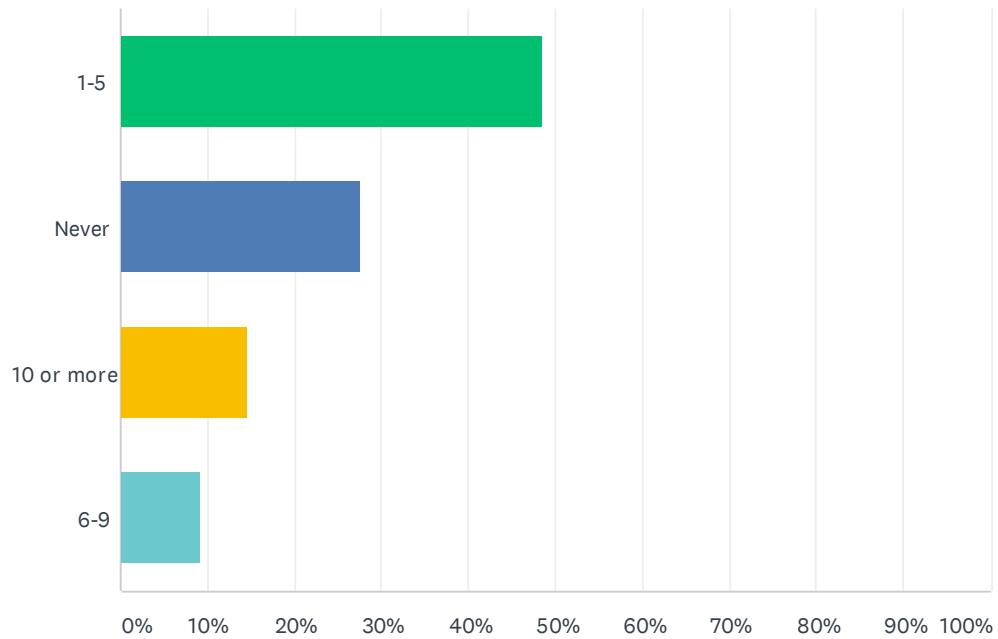
Answered: 10,662 Skipped: 2,533



ANSWER CHOICES	RESPONSES	
Weekly	39.66%	4,229
Monthly	28.04%	2,990
Daily	14.36%	1,531
Once or twice a year	12.29%	1,310
Never	5.65%	602
TOTAL		10,662

Q16 How many times per month do you access your child's grades and attendance information through FOCUS?

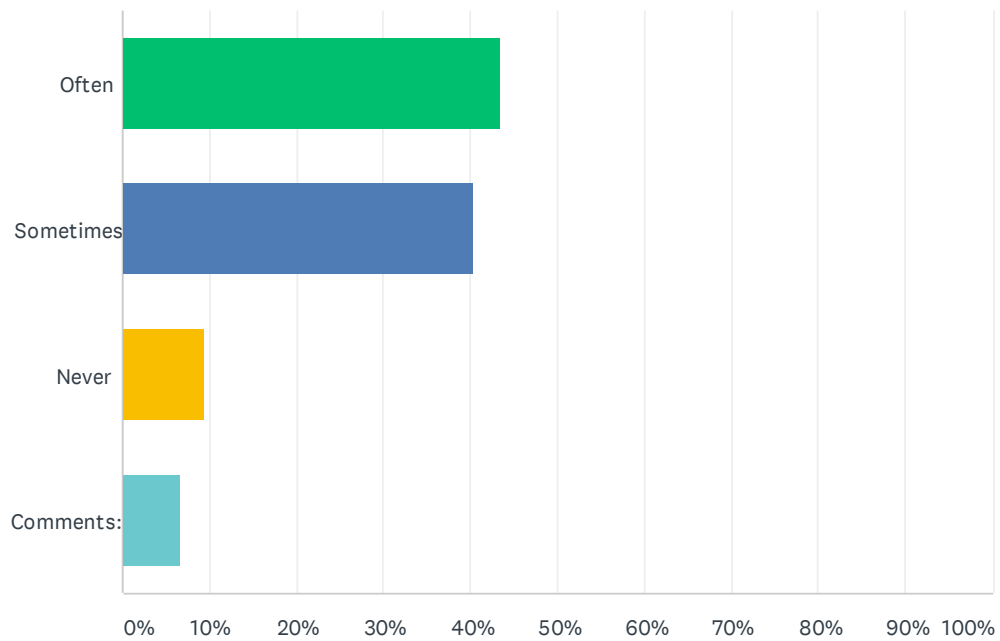
Answered: 10,760 Skipped: 2,435



ANSWER CHOICES	RESPONSES	
1-5	48.46%	5,214
Never	27.54%	2,963
10 or more	14.74%	1,586
6-9	9.27%	997
TOTAL		10,760

Q17 How often does your child's school or teachers provide you with information about ways you can help your child's learning at home?

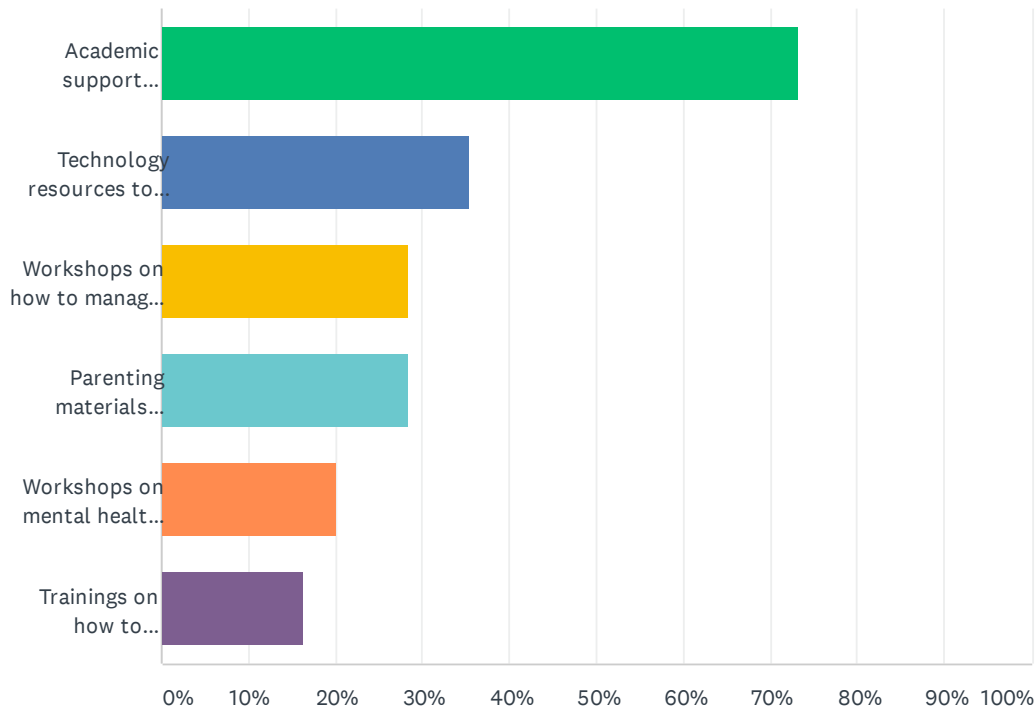
Answered: 10,966 Skipped: 2,229



ANSWER CHOICES	RESPONSES	
Often	43.62%	4,783
Sometimes	40.42%	4,432
Never	9.34%	1,024
Comments:	6.63%	727
TOTAL		10,966

Q18 What types of family engagement resources would you use if they were provided at your school?

Answered: 8,593 Skipped: 4,602



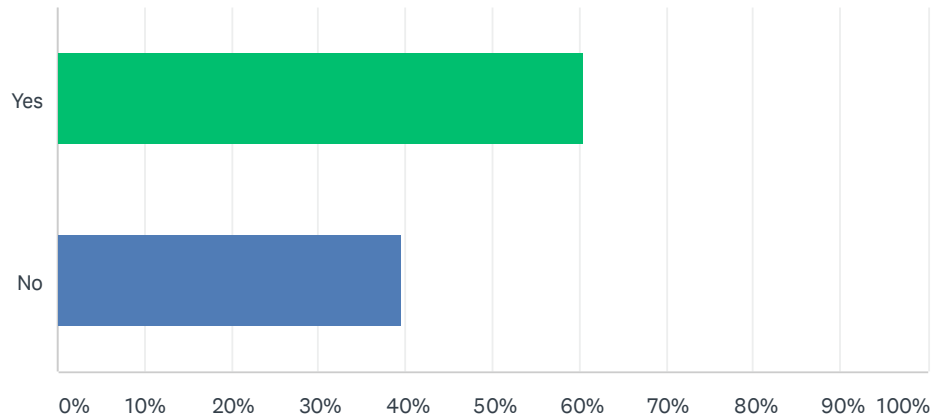
ANSWER CHOICES	RESPONSES	
Academic support materials for families to use at home	73.13%	6,284
Technology resources to support learning at home	35.39%	3,041
Workshops on how to manage behaviors at home	28.45%	2,445
Parenting materials (articles and books for check out)	28.44%	2,444
Workshops on mental health resources	20.16%	1,732
Trainings on how to participate in school decision-making committees	16.35%	1,405
Total Respondents: 8,593		

Q19 What can Brevard Public Schools do to ensure your child is successful in elementary school?

Answered: 5,306 Skipped: 7,889

Q20 Have you been given opportunities to provide input and feedback into school decisions (school improvement, Title I services, event planning, discipline)?

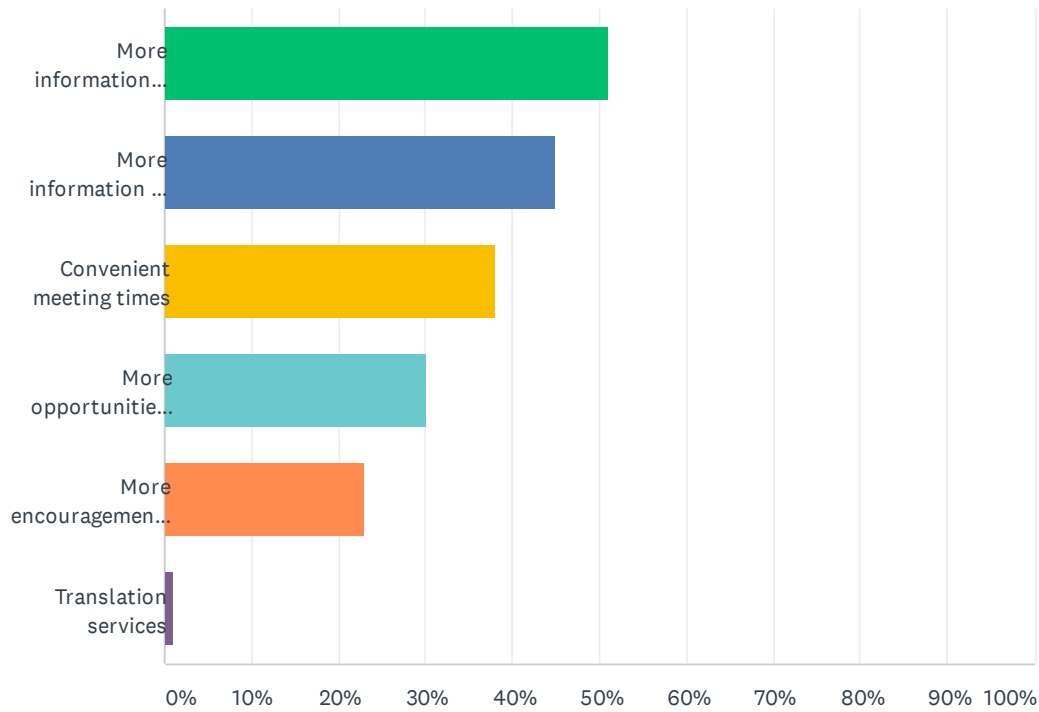
Answered: 10,308 Skipped: 2,887



ANSWER CHOICES	RESPONSES	
Yes	60.37%	6,223
No	39.63%	4,085
TOTAL		10,308

Q21 How could your school assist you in playing a more active role in school decision-making?

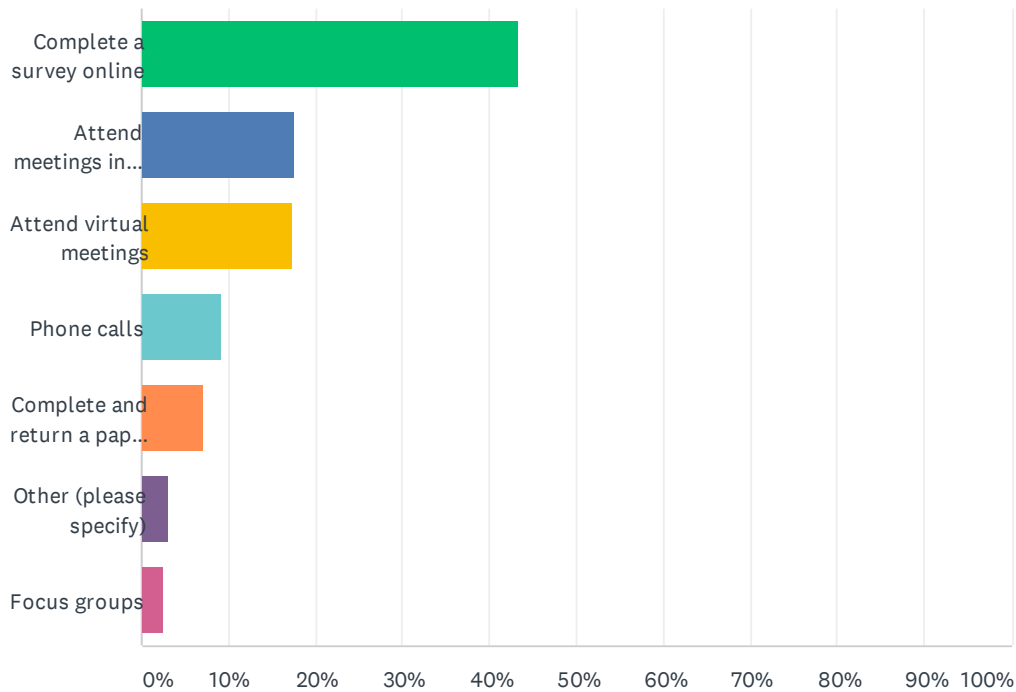
Answered: 8,249 Skipped: 4,946



ANSWER CHOICES	RESPONSES	
More information about school issues to be addressed	50.98%	4,205
More information on how to become engaged	45.00%	3,712
Convenient meeting times	38.02%	3,136
More opportunities to share my opinion about school issues	30.08%	2,481
More encouragement from the school to become engaged	23.02%	1,899
Translation services	1.07%	88
Total Respondents: 8,249		

Q22 What is the best way for you to provide input regarding your child's school?

Answered: 10,229 Skipped: 2,966



ANSWER CHOICES	RESPONSES	
Complete a survey online	43.31%	4,430
Attend meetings in person	17.49%	1,789
Attend virtual meetings	17.33%	1,773
Phone calls	9.17%	938
Complete and return a paper survey	7.09%	725
Other (please specify)	3.07%	314
Focus groups	2.54%	260
TOTAL		10,229

Q23 What do you feel is working well at your child's school? (This is your chance to brag about your school and share what you like about it!)

Answered: 6,303 Skipped: 6,892

Q24 What do you feel is not working, difficult, and/or needs improvement at your child's school? (This is your chance to tell us what you would like to see changed.)

Answered: 5,315 Skipped: 7,880