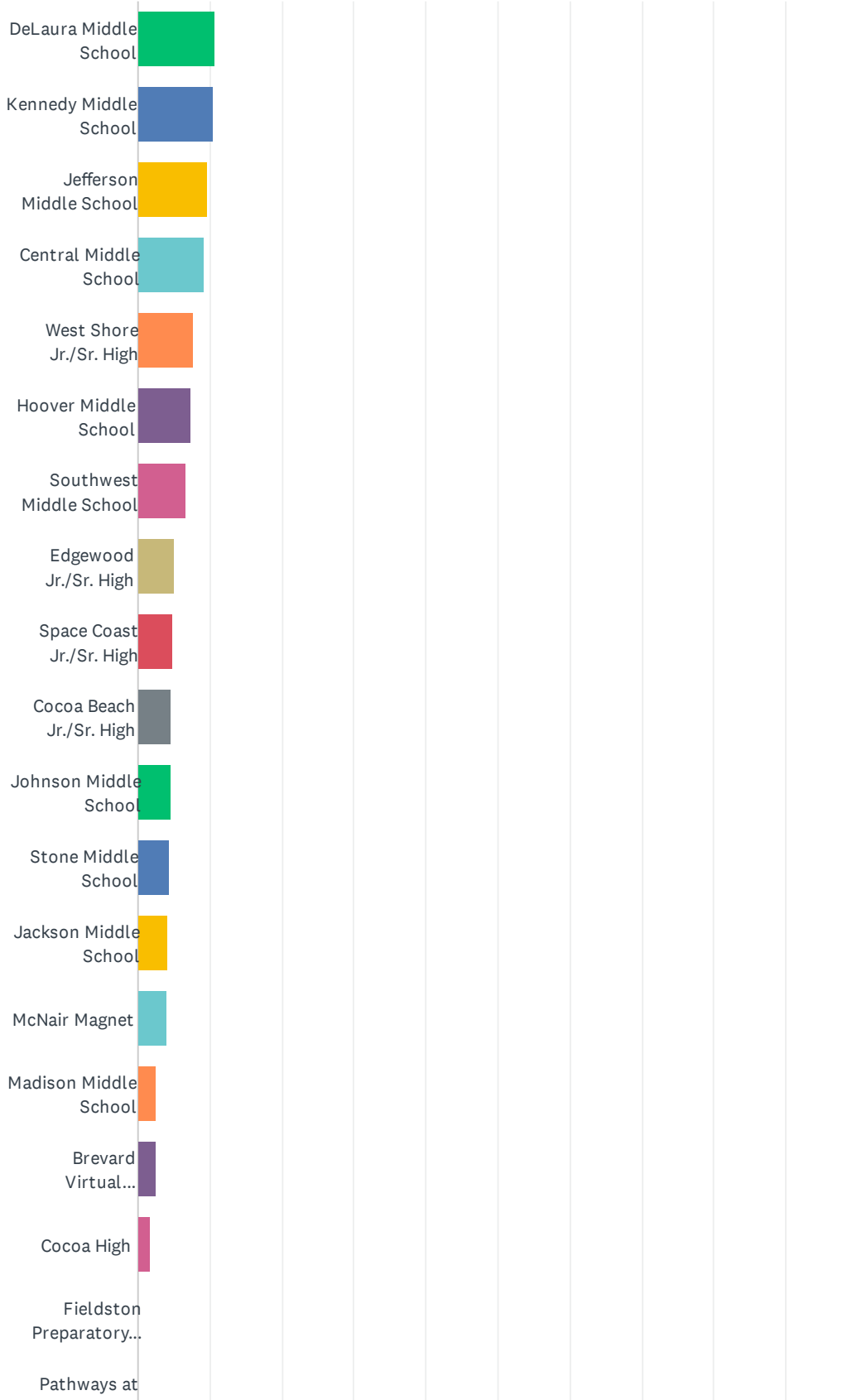
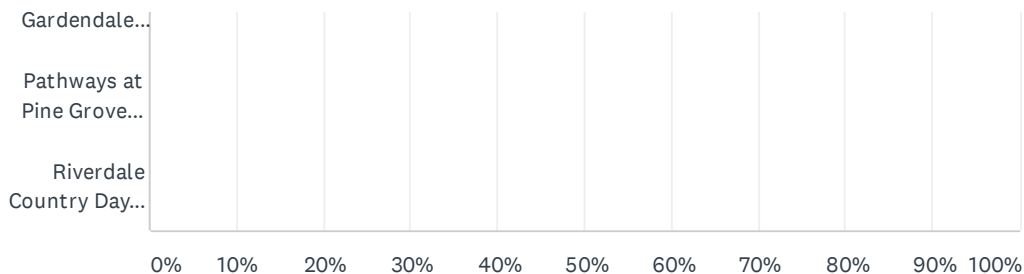


Q1 What school does your child attend?

Answered: 2,839 Skipped: 0



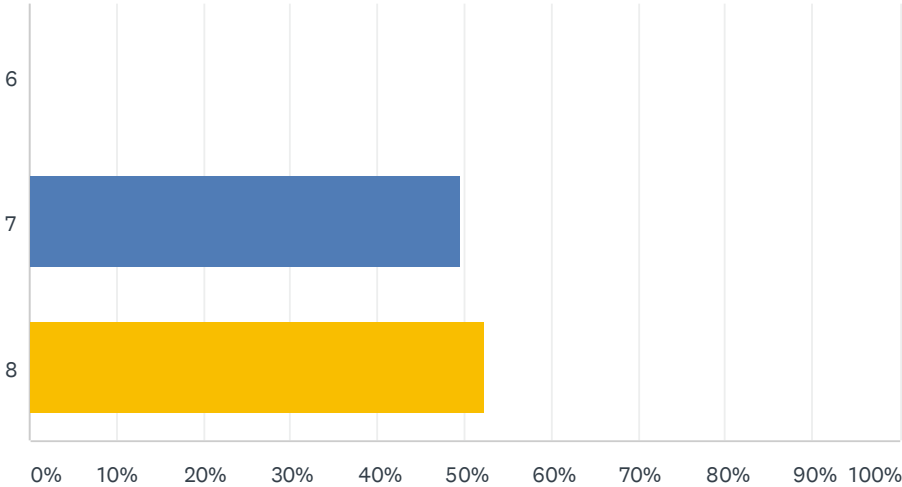
Brevard Public Schools Middle School Parent Survey 2020-2021



ANSWER CHOICES	RESPONSES	
DeLaura Middle School	10.57%	300
Kennedy Middle School	10.39%	295
Jefferson Middle School	9.62%	273
Central Middle School	9.16%	260
West Shore Jr./Sr. High	7.71%	219
Hoover Middle School	7.26%	206
Southwest Middle School	6.76%	192
Edgewood Jr./Sr. High	5.04%	143
Space Coast Jr./Sr. High	4.76%	135
Cocoa Beach Jr./Sr. High	4.68%	133
Johnson Middle School	4.65%	132
Stone Middle School	4.44%	126
Jackson Middle School	4.16%	118
McNair Magnet	4.02%	114
Madison Middle School	2.54%	72
Brevard Virtual Instruction Program (BVIP)	2.47%	70
Cocoa High	1.69%	48
Fieldston Preparatory School	0.04%	1
Pathways at Gardendale (North/Central Area Alternative Center)	0.04%	1
Pathways at Pine Grove (South Area Alternative Center)	0.04%	1
Riverdale Country Day School	0.00%	0
TOTAL		2,839

Q2 What is your child's current grade level?

Answered: 2,839 Skipped: 0

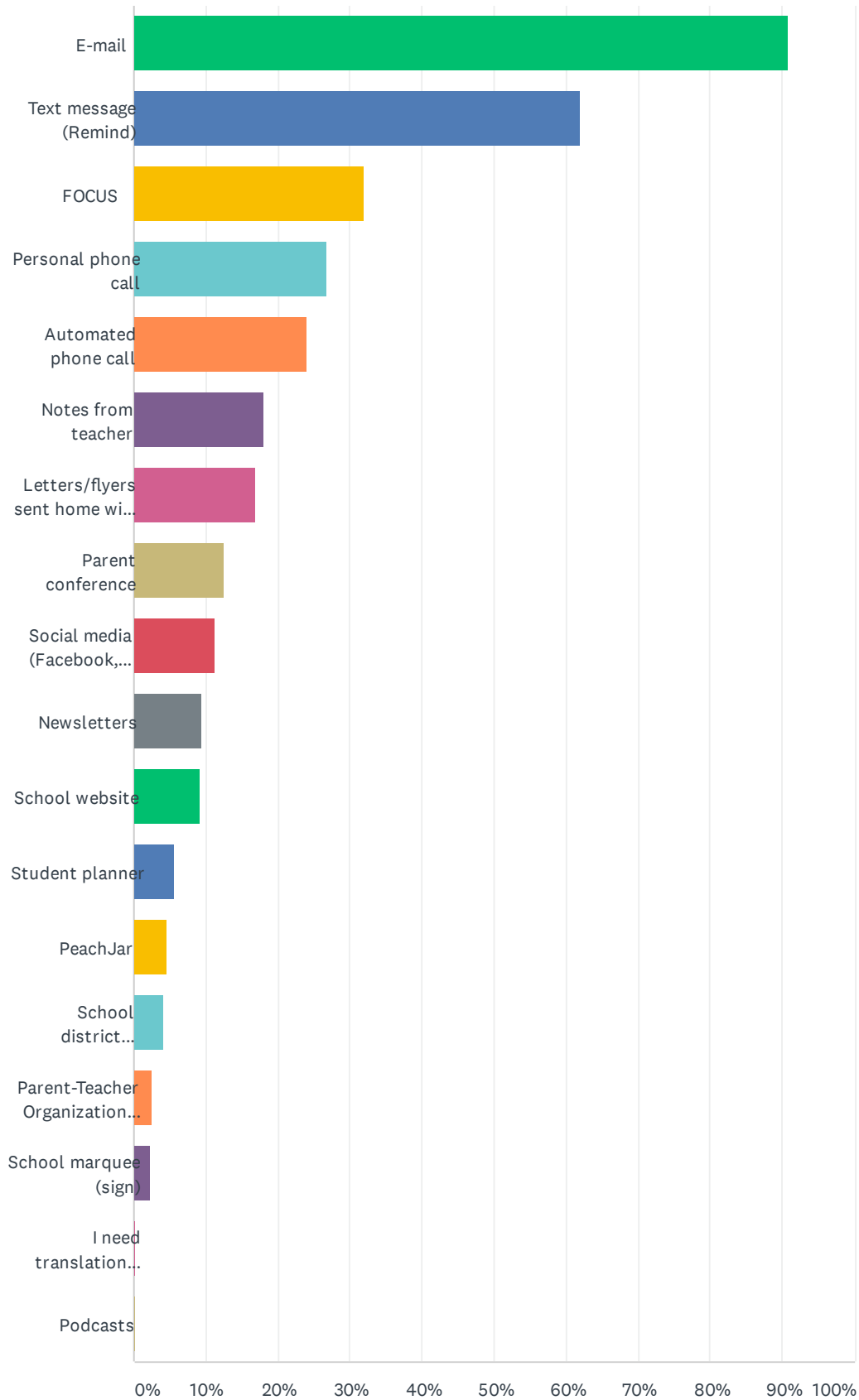


ANSWER CHOICES	RESPONSES
6	0.00% 0
7	49.59% 1,408
8	52.31% 1,485
Total Respondents: 2,839	

Q3 What is the best way for us to get important information regarding school events or your child's progress to you? (Check all that apply)

Answered: 2,828 Skipped: 11

Brevard Public Schools Middle School Parent Survey 2020-2021

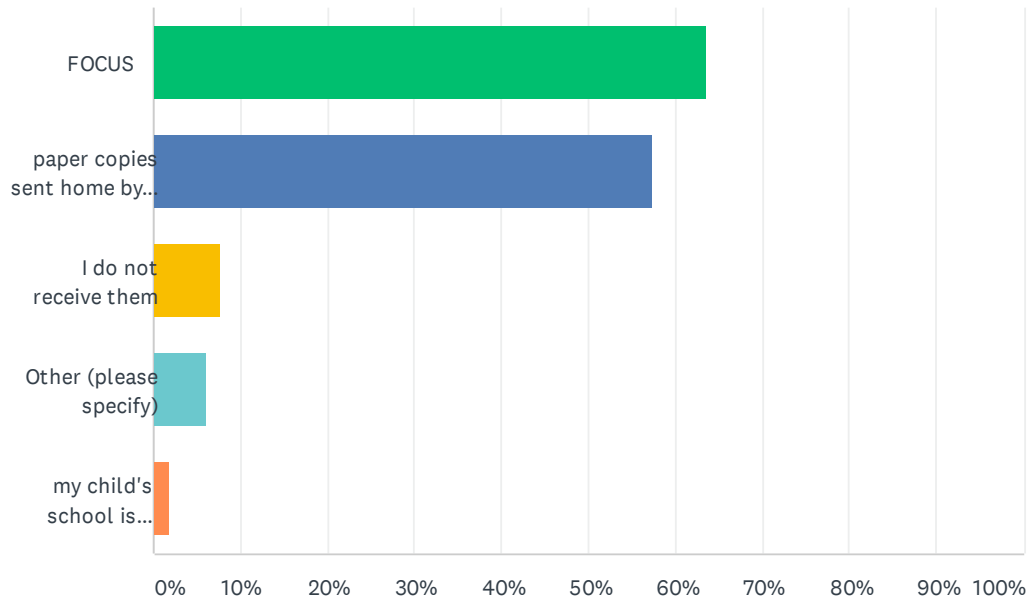


Brevard Public Schools Middle School Parent Survey 2020-2021

ANSWER CHOICES	RESPONSES	
E-mail	90.84%	2,569
Text message (Remind)	61.95%	1,752
FOCUS	31.97%	904
Personal phone call	26.77%	757
Automated phone call	24.05%	680
Notes from teacher	17.93%	507
Letters/flyers sent home with students	16.90%	478
Parent conference	12.48%	353
Social media (Facebook, Twitter)	11.35%	321
Newsletters	9.41%	266
School website	9.30%	263
Student planner	5.59%	158
PeachJar	4.60%	130
School district website	4.28%	121
Parent-Teacher Organization (PTO/PTA)	2.48%	70
School marquee (sign)	2.37%	67
I need translation assistance	0.25%	7
Podcasts	0.18%	5
Total Respondents: 2,828		

Q4 How do you receive interim reports and report cards?

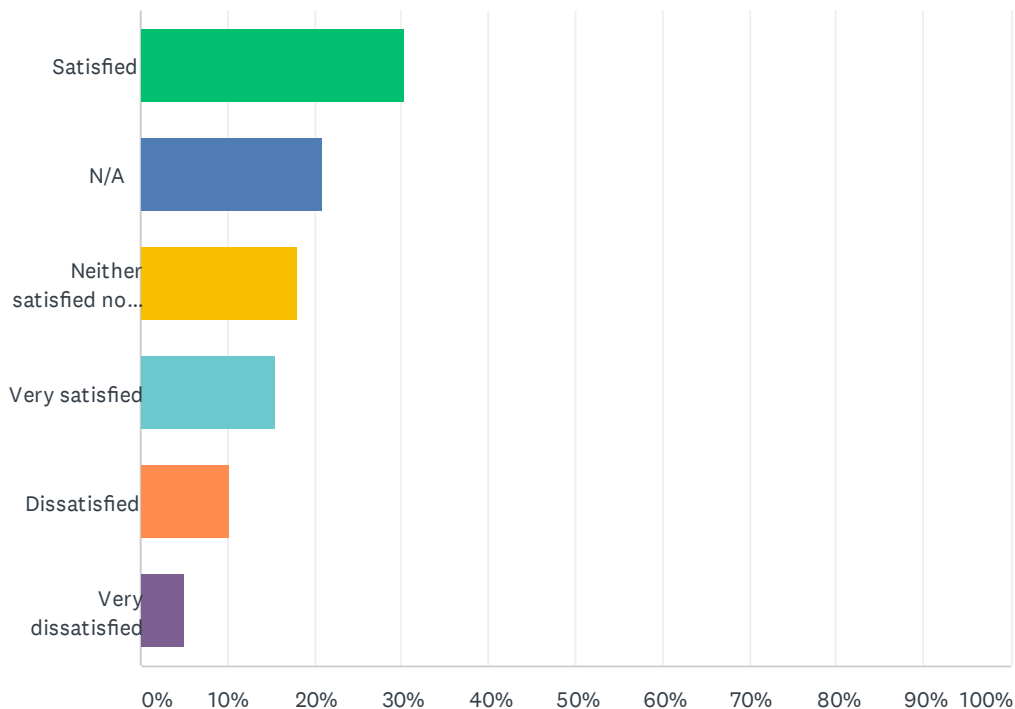
Answered: 2,818 Skipped: 21



ANSWER CHOICES	PERCENTAGE	RESPONSES
FOCUS	63.70%	1,795
paper copies sent home by the school	57.38%	1,617
I do not receive them	7.67%	216
Other (please specify)	6.14%	173
my child's school is paperless	1.85%	52
Total Respondents: 2,818		

Q5 Please rate your overall experience with Brevard Public School's eLearning program.

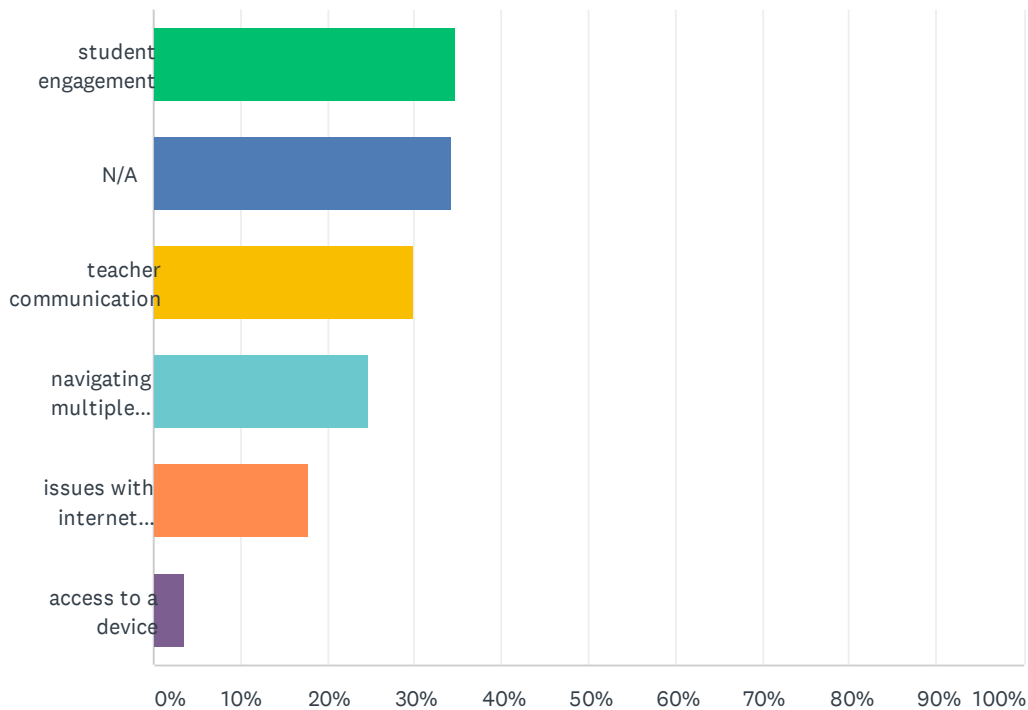
Answered: 2,820 Skipped: 19



ANSWER CHOICES	RESPONSES	
Satisfied	30.39%	857
N/A	20.96%	591
Neither satisfied nor dissatisfied	17.98%	507
Very satisfied	15.43%	435
Dissatisfied	10.28%	290
Very dissatisfied	4.96%	140
TOTAL		2,820

Q6 What has been the biggest challenge with the eLearning environment?

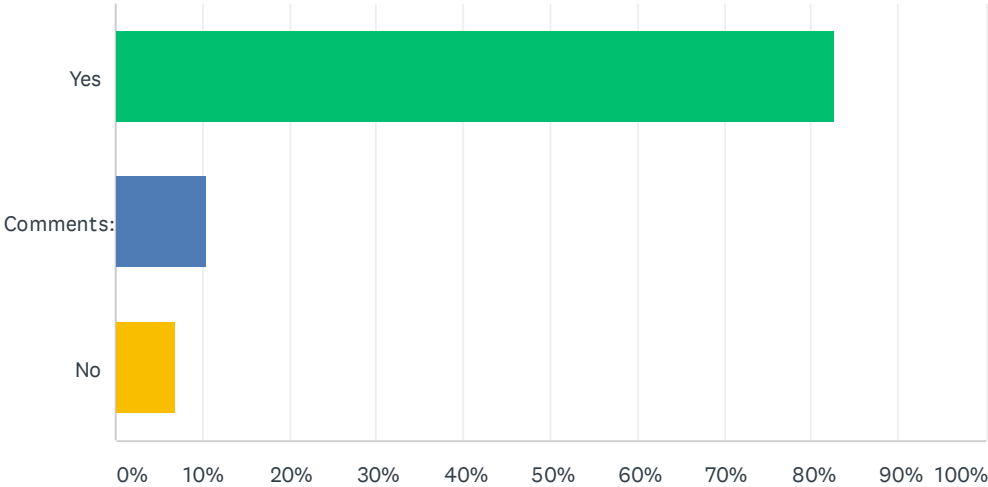
Answered: 2,742 Skipped: 97



ANSWER CHOICES	RESPONSES	
student engagement	34.72%	952
N/A	34.25%	939
teacher communication	29.83%	818
navigating multiple learning platforms (Google Classroom, FOCUS, etc)	24.76%	679
issues with internet connection	17.87%	490
access to a device	3.57%	98
Total Respondents: 2,742		

Q7 Do you feel welcome at your child's school?

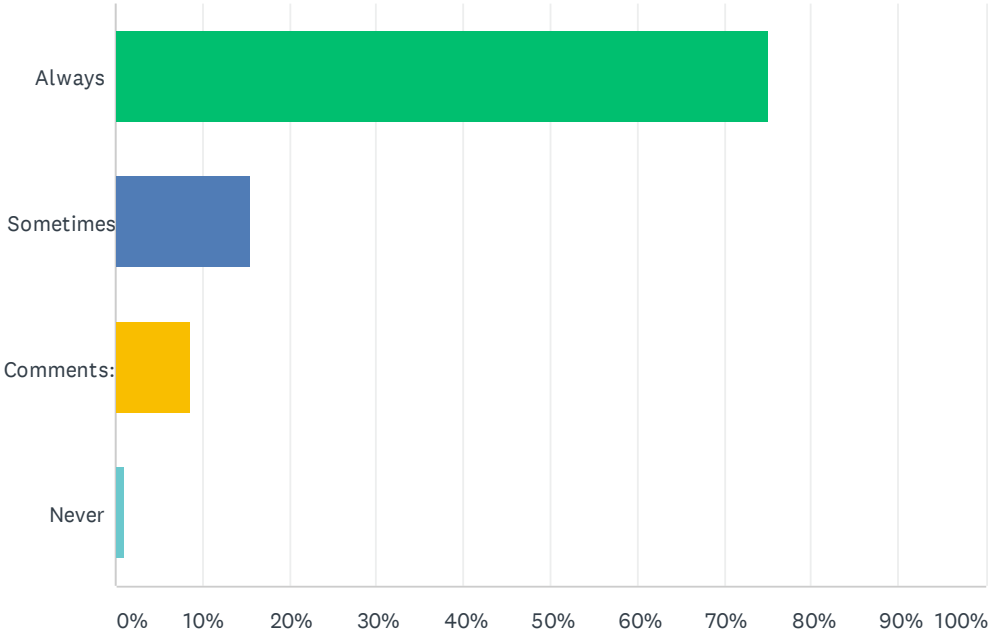
Answered: 2,741 Skipped: 98



ANSWER CHOICES	RESPONSES	
Yes	82.63%	2,265
Comments:	10.47%	287
No	6.90%	189
TOTAL		2,741

Q8 The office staff at my school is polite and is helpful in answering my questions or concerns.

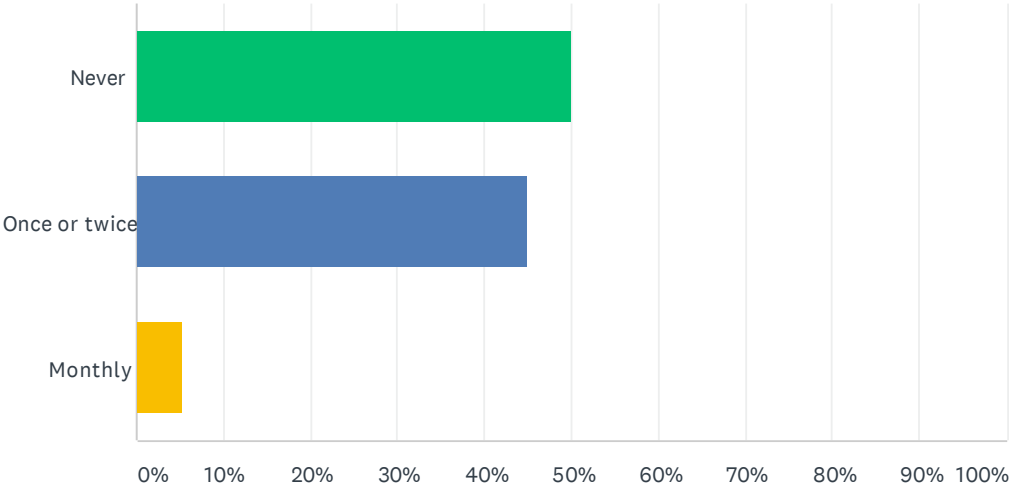
Answered: 2,742 Skipped: 97



ANSWER CHOICES	RESPONSES	
Always	75.16%	2,061
Sometimes	15.39%	422
Comments:	8.50%	233
Never	0.95%	26
TOTAL		2,742

Q9 In the past year, how often did you attend a parent meeting or event at your child's school that supported your child's academic success?

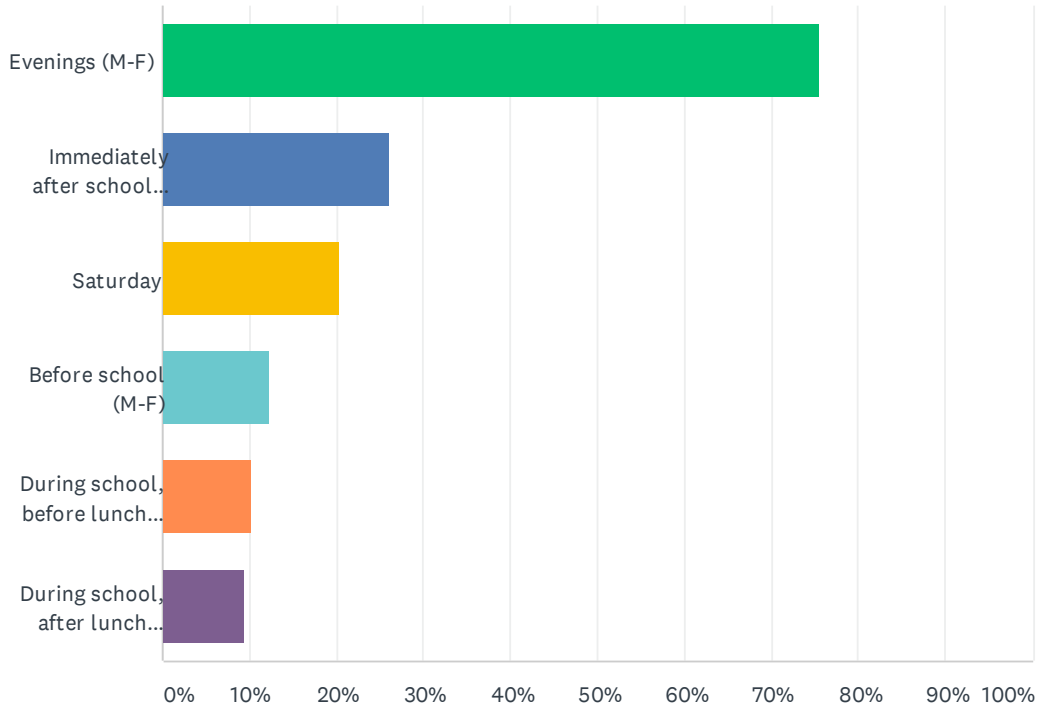
Answered: 2,705 Skipped: 134



ANSWER CHOICES	RESPONSES	
Never	49.94%	1,351
Once or twice	44.88%	1,214
Monthly	5.18%	140
TOTAL		2,705

Q10 When is the best time for you to attend a school event for families?

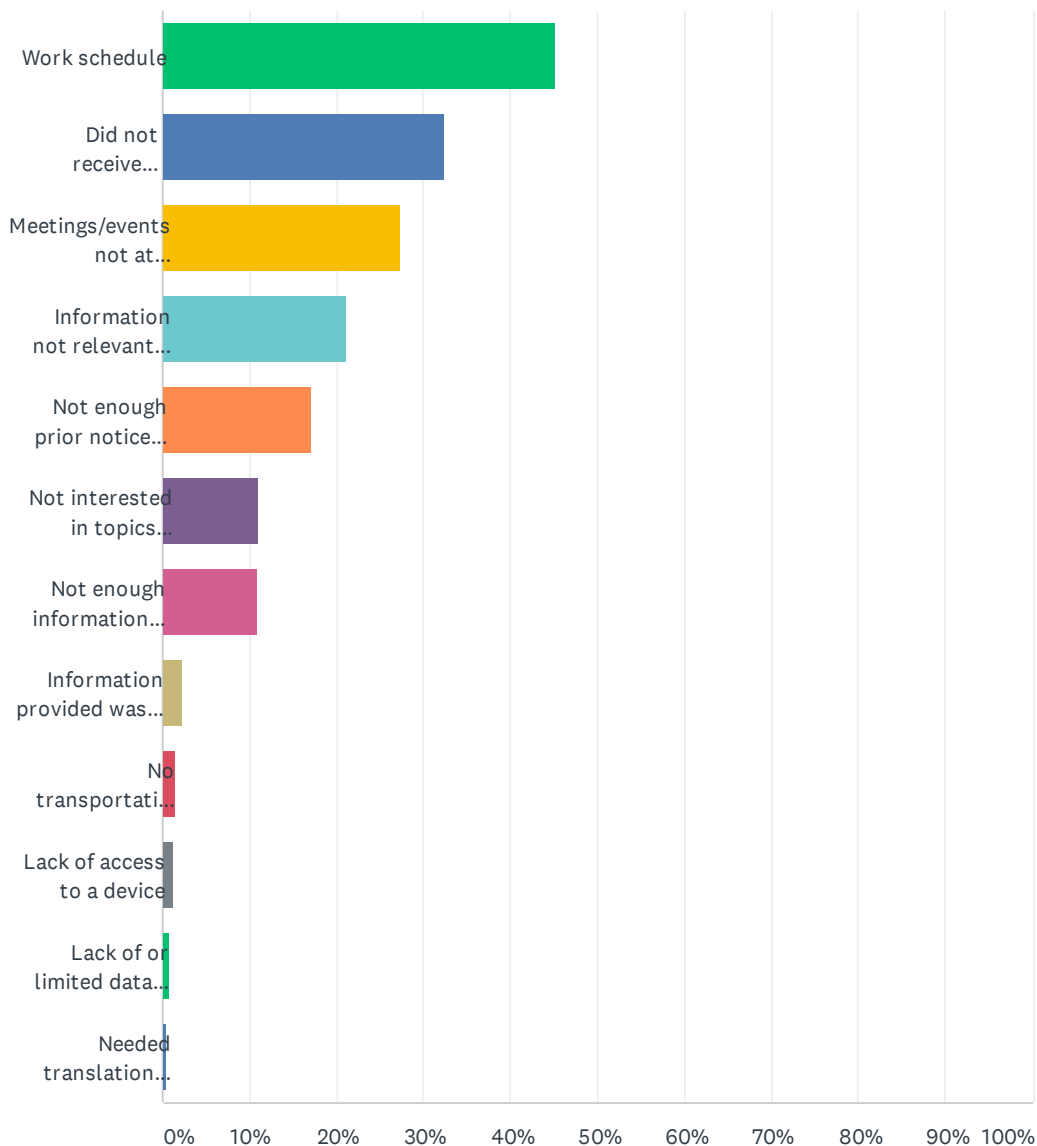
Answered: 2,692 Skipped: 147



ANSWER CHOICES	RESPONSES	
Evenings (M-F)	75.48%	2,032
Immediately after school (M-F)	26.08%	702
Saturday	20.36%	548
Before school (M-F)	12.41%	334
During school, before lunch (M-F)	10.33%	278
During school, after lunch (M-F)	9.36%	252
Total Respondents: 2,692		

Q11 If you were unable to attend informational meetings or academic events, please share why. (Check all that apply)

Answered: 1,967 Skipped: 872

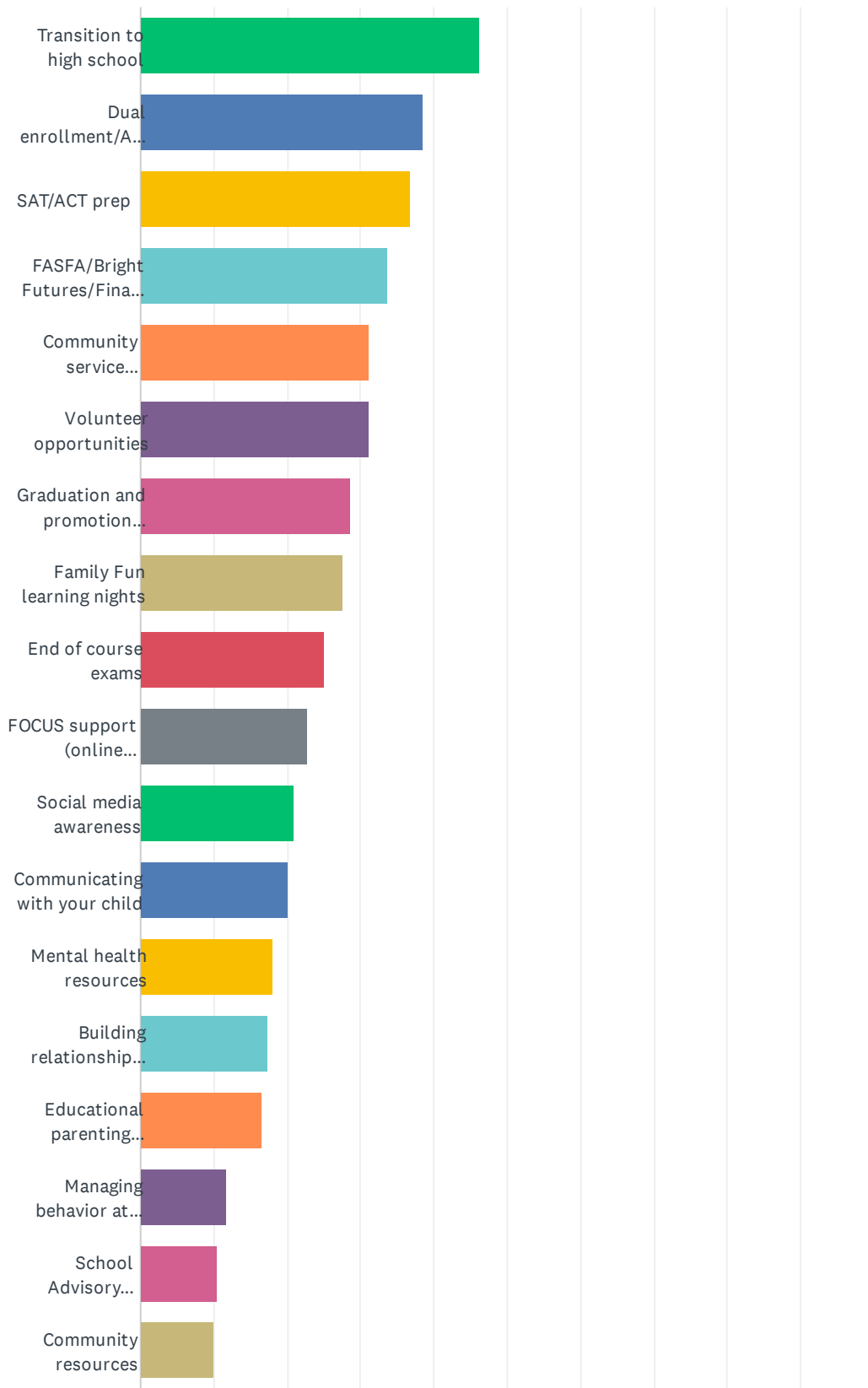


Brevard Public Schools Middle School Parent Survey 2020-2021

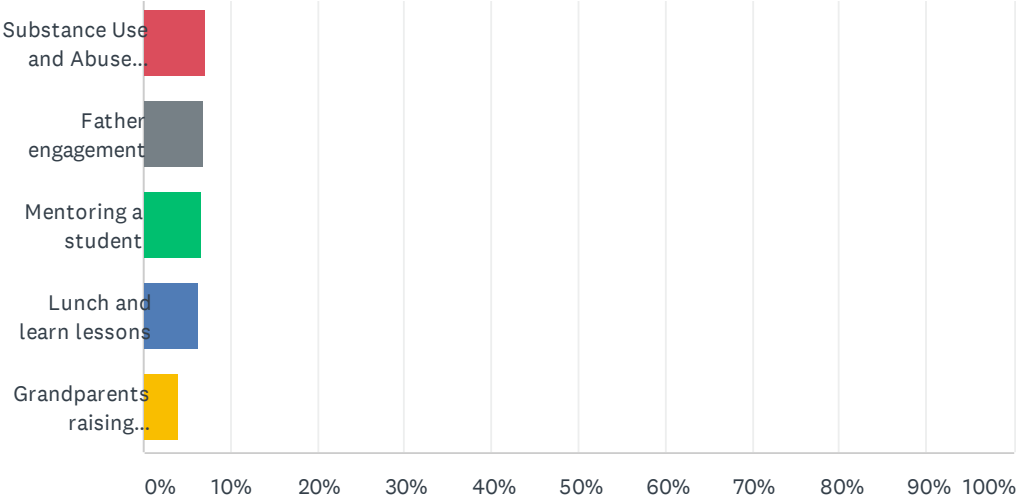
ANSWER CHOICES	RESPONSES	
Work schedule	45.25%	890
Did not receive information about meetings/events	32.33%	636
Meetings/events not at convenient times	27.40%	539
Information not relevant to me/my child	21.05%	414
Not enough prior notice provided	17.23%	339
Not interested in topics presented	11.03%	217
Not enough information provided	10.88%	214
Information provided was difficult to understand	2.34%	46
No transportation to get to meetings/events	1.42%	28
Lack of access to a device	1.17%	23
Lack of or limited data plan	0.81%	16
Needed translation services	0.51%	10
Total Respondents: 1,967		

Q12 Which of the following informational meetings and activities would you be interested in participating in or attending? (Check all that apply)

Answered: 2,191 Skipped: 648



Brevard Public Schools Middle School Parent Survey 2020-2021



Brevard Public Schools Middle School Parent Survey 2020-2021

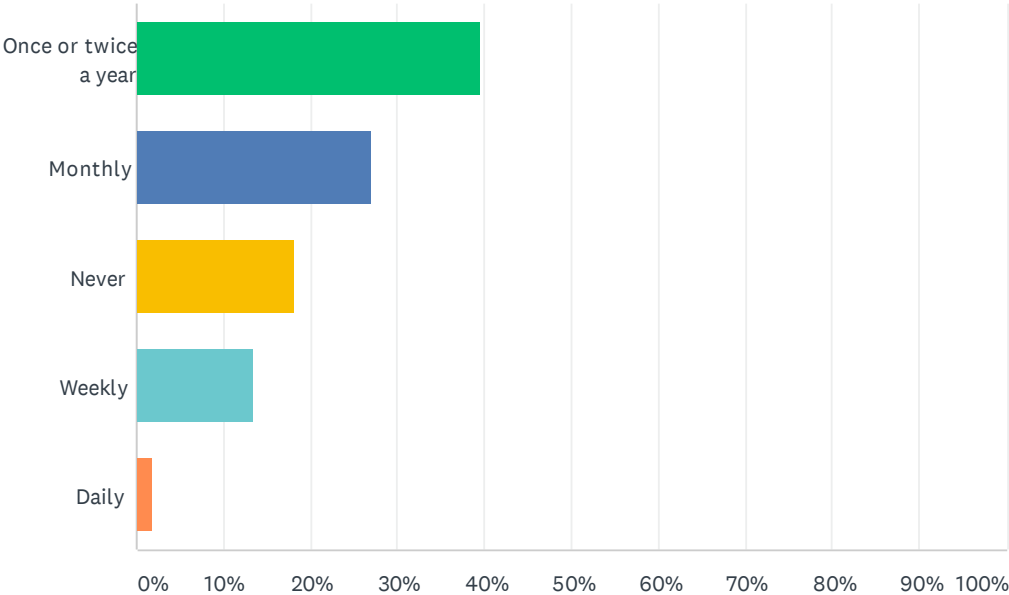
ANSWER CHOICES	RESPONSES	
Transition to high school	46.19%	1,012
Dual enrollment/Advanced Placement courses	38.52%	844
SAT/ACT prep	36.74%	805
FASFA/Bright Futures/Financial aid options	33.68%	738
Community service projects with staff/students	31.22%	684
Volunteer opportunities	31.08%	681
Graduation and promotion requirements	28.75%	630
Family Fun learning nights	27.70%	607
End of course exams	25.06%	549
FOCUS support (online gradebook, absences and teacher webpages)	22.82%	500
Social media awareness	20.99%	460
Communicating with your child	20.08%	440
Mental health resources	18.07%	396
Building relationships with your child	17.43%	382
Educational parenting workshops/classes	16.52%	362
Managing behavior at home	11.73%	257
School Advisory Council (SAC) or Parent Teacher Organization (PTO)	10.41%	228
Community resources	10.13%	222
Substance Use and Abuse (alcohol, street drugs, vaping, prescription drugs)	7.07%	155
Father engagement	6.80%	149
Mentoring a student	6.71%	147
Lunch and learn lessons	6.25%	137
Grandparents raising grandchildren	4.06%	89
Total Respondents: 2,191		

Q13 In what ways can family engagement be strengthened at your child's school?

Answered: 1,002 Skipped: 1,837

Q14 How often do you communicate with your child's teachers?

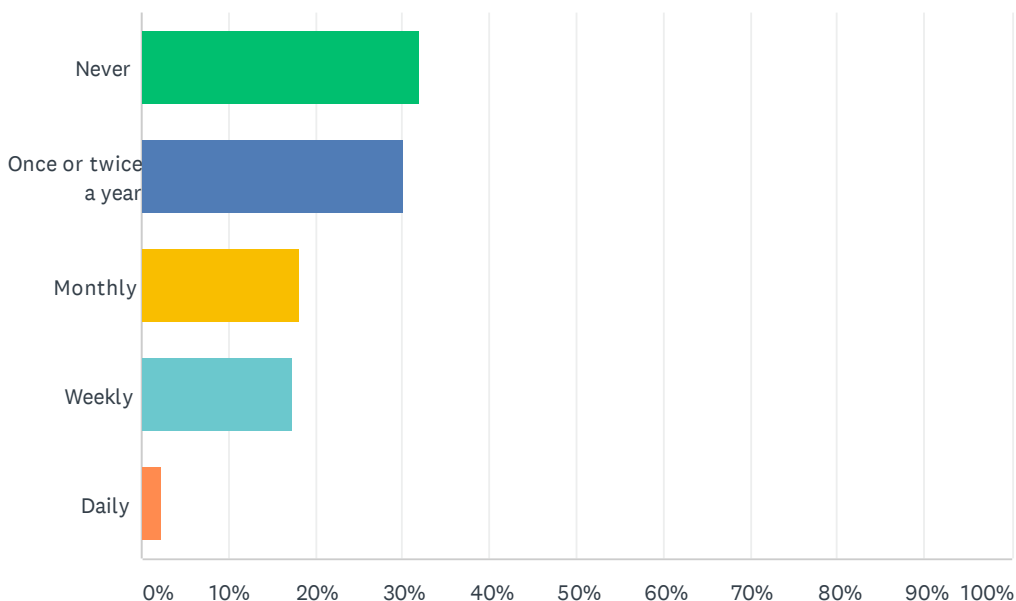
Answered: 2,324 Skipped: 515



ANSWER CHOICES	RESPONSES	
Once or twice a year	39.54%	919
Monthly	26.98%	627
Never	18.16%	422
Weekly	13.38%	311
Daily	1.94%	45
TOTAL		2,324

Q15 How often do your child's teachers communicate with you about your child's progress?

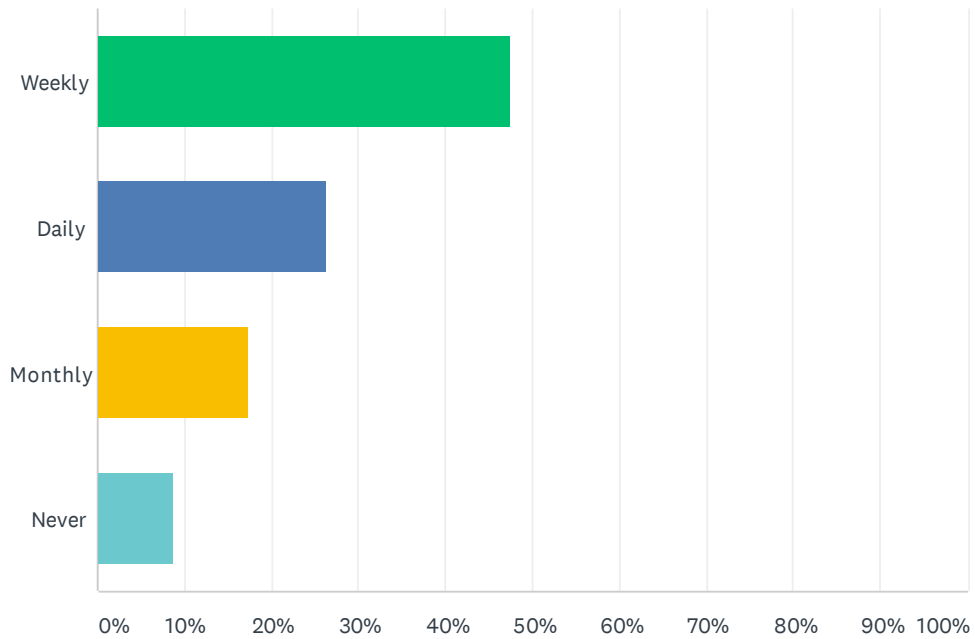
Answered: 2,326 Skipped: 513



ANSWER CHOICES	RESPONSES	
Never	31.99%	744
Once or twice a year	30.14%	701
Monthly	18.23%	424
Weekly	17.33%	403
Daily	2.32%	54
TOTAL		2,326

Q16 How often do you access your child's grades and attendance information through FOCUS?

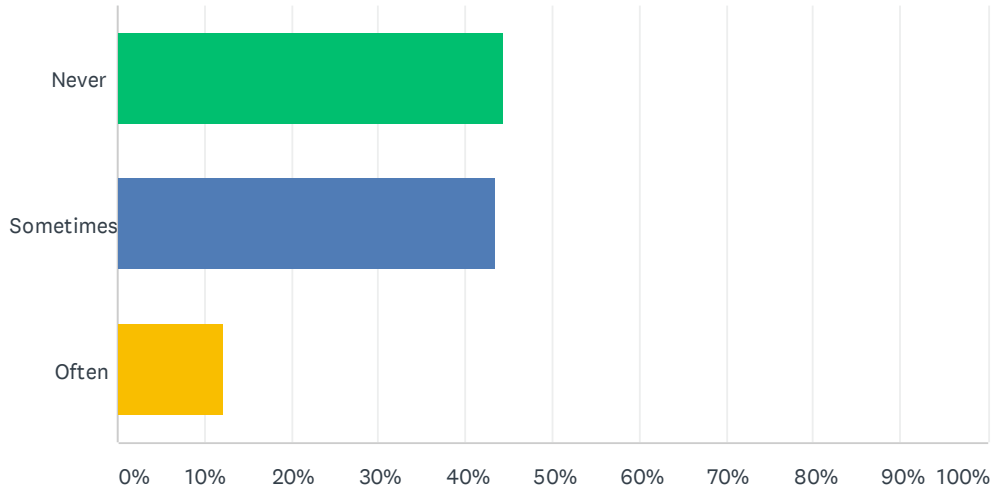
Answered: 2,486 Skipped: 353



ANSWER CHOICES	RESPONSES	
Weekly	47.51%	1,181
Daily	26.31%	654
Monthly	17.30%	430
Never	8.89%	221
TOTAL		2,486

Q17 How often does your child's school or teachers provide you with information about ways you can help your child's learning at home?

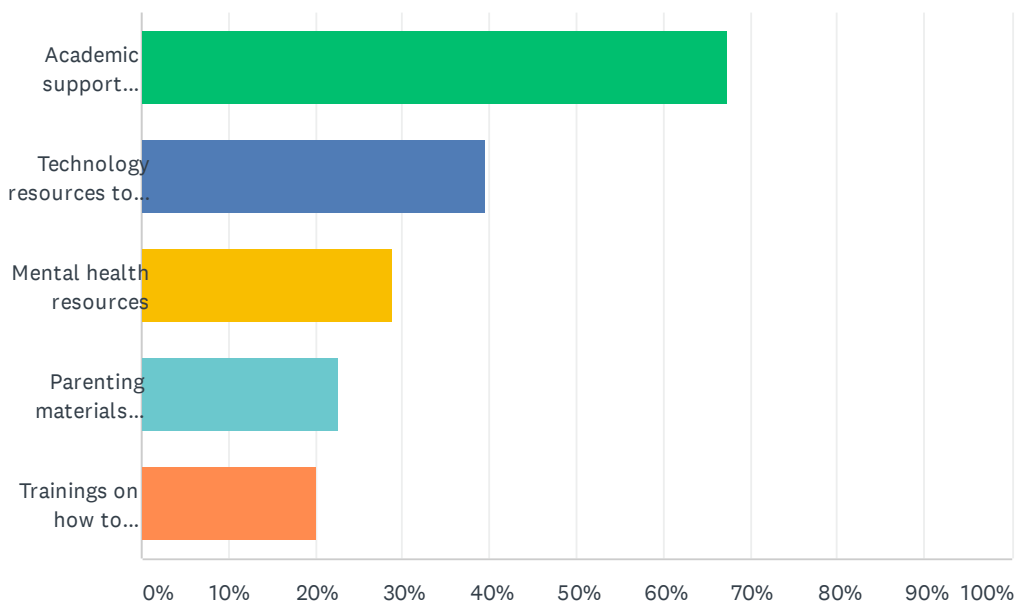
Answered: 2,403 Skipped: 436



ANSWER CHOICES		RESPONSES	
Never		44.28%	1,064
Sometimes		43.61%	1,048
Often		12.11%	291
TOTAL	TOTAL		2,403

Q18 What types of family engagement resources would you use if they were provided at your school?

Answered: 1,818 Skipped: 1,021



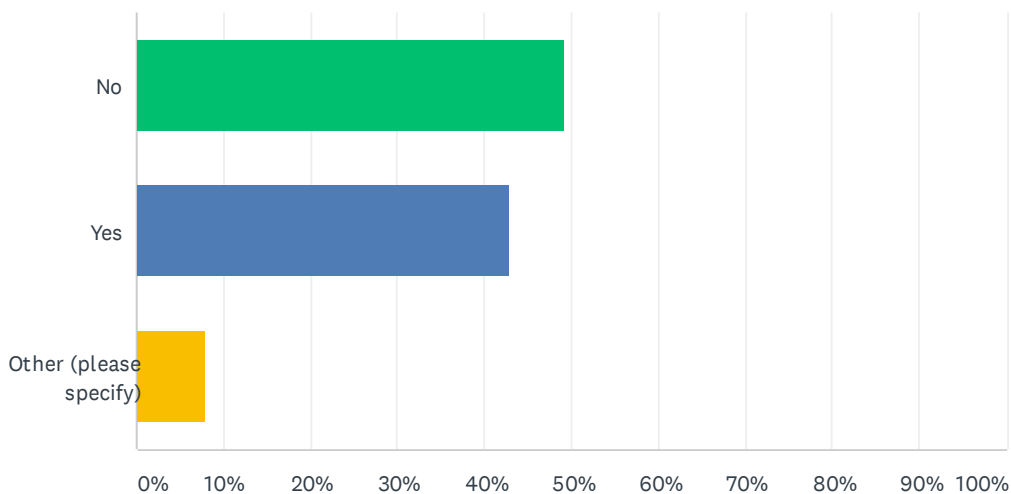
ANSWER CHOICES	RESPONSES	
Academic support materials for families to use at home	67.27%	1,223
Technology resources to support learning at home	39.60%	720
Mental health resources	28.77%	523
Parenting materials (books and articles for check out)	22.50%	409
Trainings on how to participate in school decision-making committees	20.02%	364
Total Respondents: 1,818		

Q19 What support do you need from the school to ensure your child's success in middle school?

Answered: 1,222 Skipped: 1,617

Q20 Have you been given opportunities to provide input and feedback into school decisions (school improvement, Title I services, event planning, discipline)?

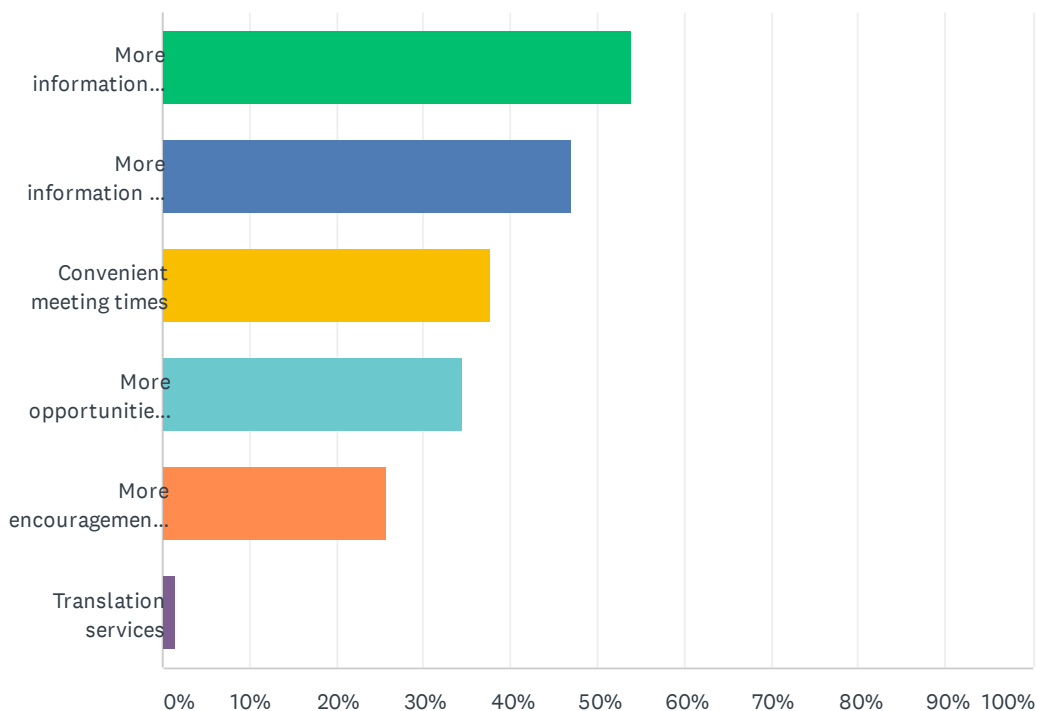
Answered: 2,319 Skipped: 520



ANSWER CHOICES	RESPONSES	
No	49.12%	1,139
Yes	42.95%	996
Other (please specify)	7.93%	184
TOTAL		2,319

Q21 How could your school assist you in playing a more active role in school decision-making?

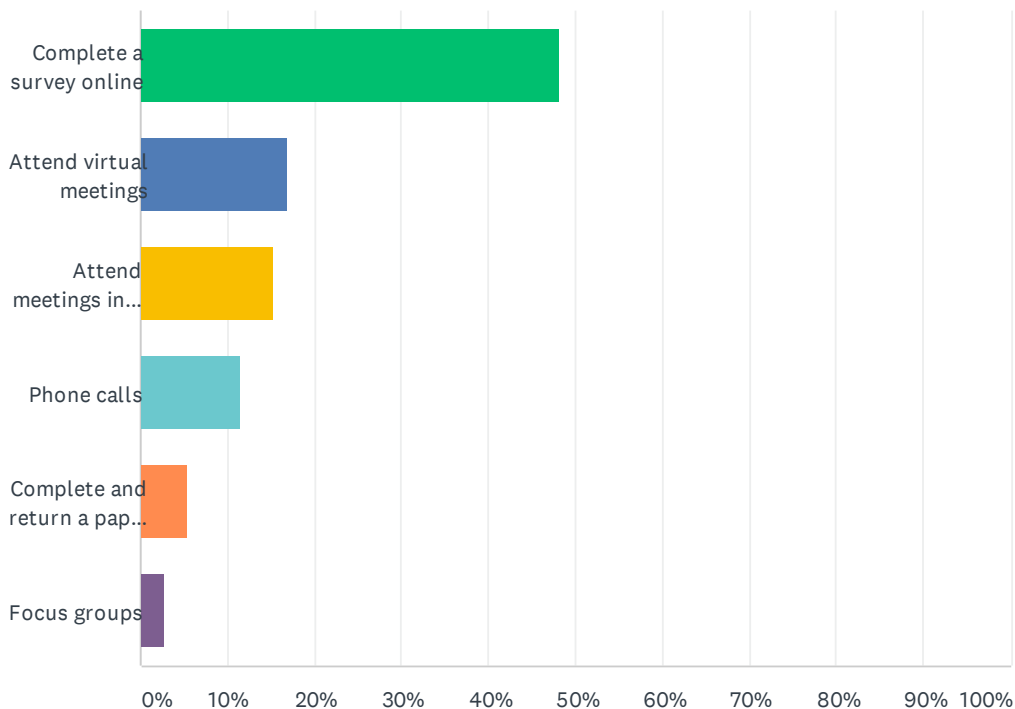
Answered: 1,849 Skipped: 990



ANSWER CHOICES	RESPONSES
More information about school issues to be addressed	54.03% 999
More information on how to become engaged	47.00% 869
Convenient meeting times	37.70% 697
More opportunities to share my opinion about school issues	34.51% 638
More encouragement from the school to become engaged	25.69% 475
Translation services	1.57% 29
Total Respondents: 1,849	

Q22 What is the best way for you to provide input regarding your child's school?

Answered: 2,296 Skipped: 543



ANSWER CHOICES	RESPONSES	
Complete a survey online	48.04%	1,103
Attend virtual meetings	16.86%	387
Attend meetings in person	15.37%	353
Phone calls	11.54%	265
Complete and return a paper survey	5.40%	124
Focus groups	2.79%	64
TOTAL		2,296

Q23 What do you feel is working well at your child's school? (This is your chance to brag about your school and share what you like about it!)

Answered: 1,339 Skipped: 1,500

Q24 What do you feel is not working, difficult, and/or needs improvement at your child's school? (This is your chance to tell us what you would like to see change.)

Answered: 1,275 Skipped: 1,564