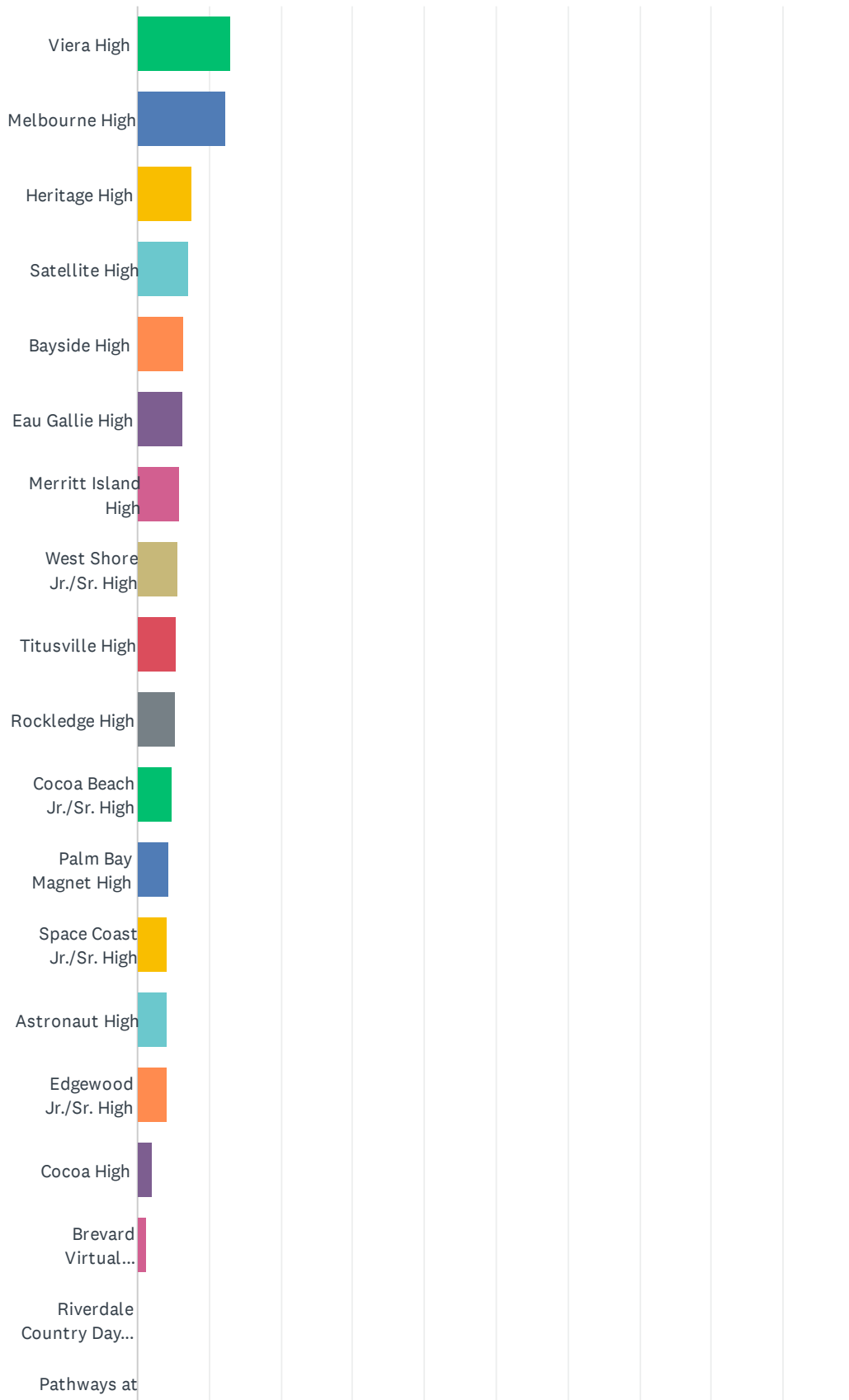
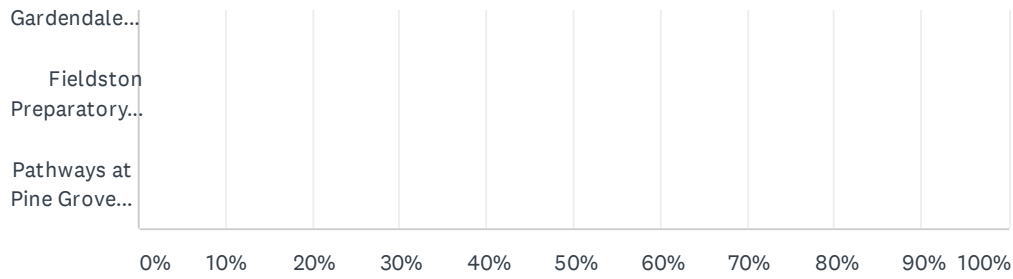


Q1 What school does your child attend?

Answered: 6,095 Skipped: 0



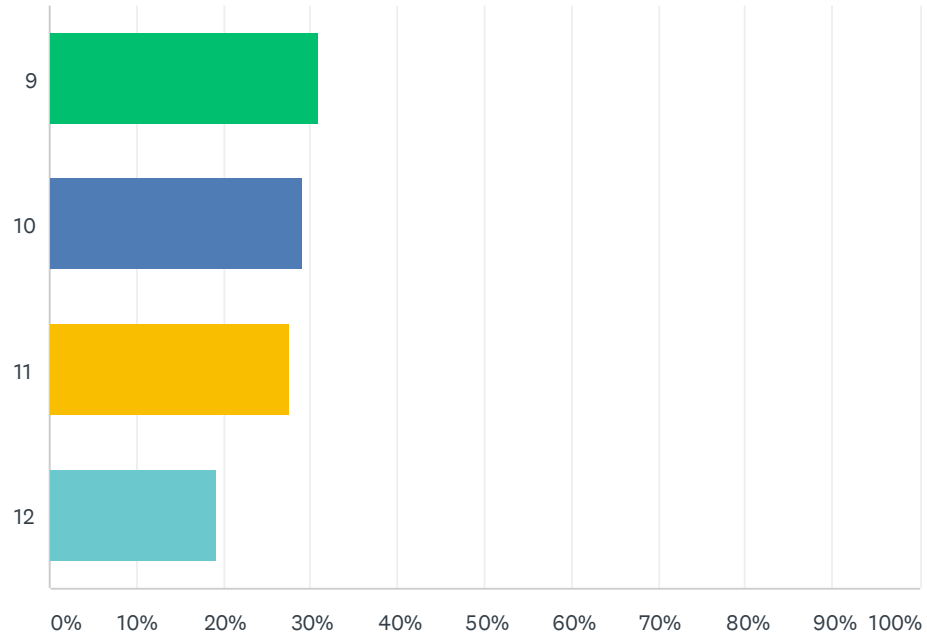
Brevard Public Schools High School Parent Survey 2020-2021



ANSWER CHOICES	RESPONSES	
Viera High	12.90%	786
Melbourne High	12.44%	758
Heritage High	7.50%	457
Satellite High	7.07%	431
Bayside High	6.42%	391
Eau Gallie High	6.20%	378
Merritt Island High	5.89%	359
West Shore Jr./Sr. High	5.59%	341
Titusville High	5.51%	336
Rockledge High	5.15%	314
Cocoa Beach Jr./Sr. High	4.79%	292
Palm Bay Magnet High	4.35%	265
Space Coast Jr./Sr. High	4.28%	261
Astronaut High	4.25%	259
Edgewood Jr./Sr. High	4.15%	253
Cocoa High	2.07%	126
Brevard Virtual Instruction Program (BVIP)	1.26%	77
Riverdale Country Day School	0.10%	6
Pathways at Gardendale (North/Central Area Alternative Center)	0.07%	4
Fieldston Preparatory School	0.02%	1
Pathways at Pine Grove (South Area Alternative Center)	0.00%	0
TOTAL		6,095

Q2 What is your child's current grade level?

Answered: 6,095 Skipped: 0

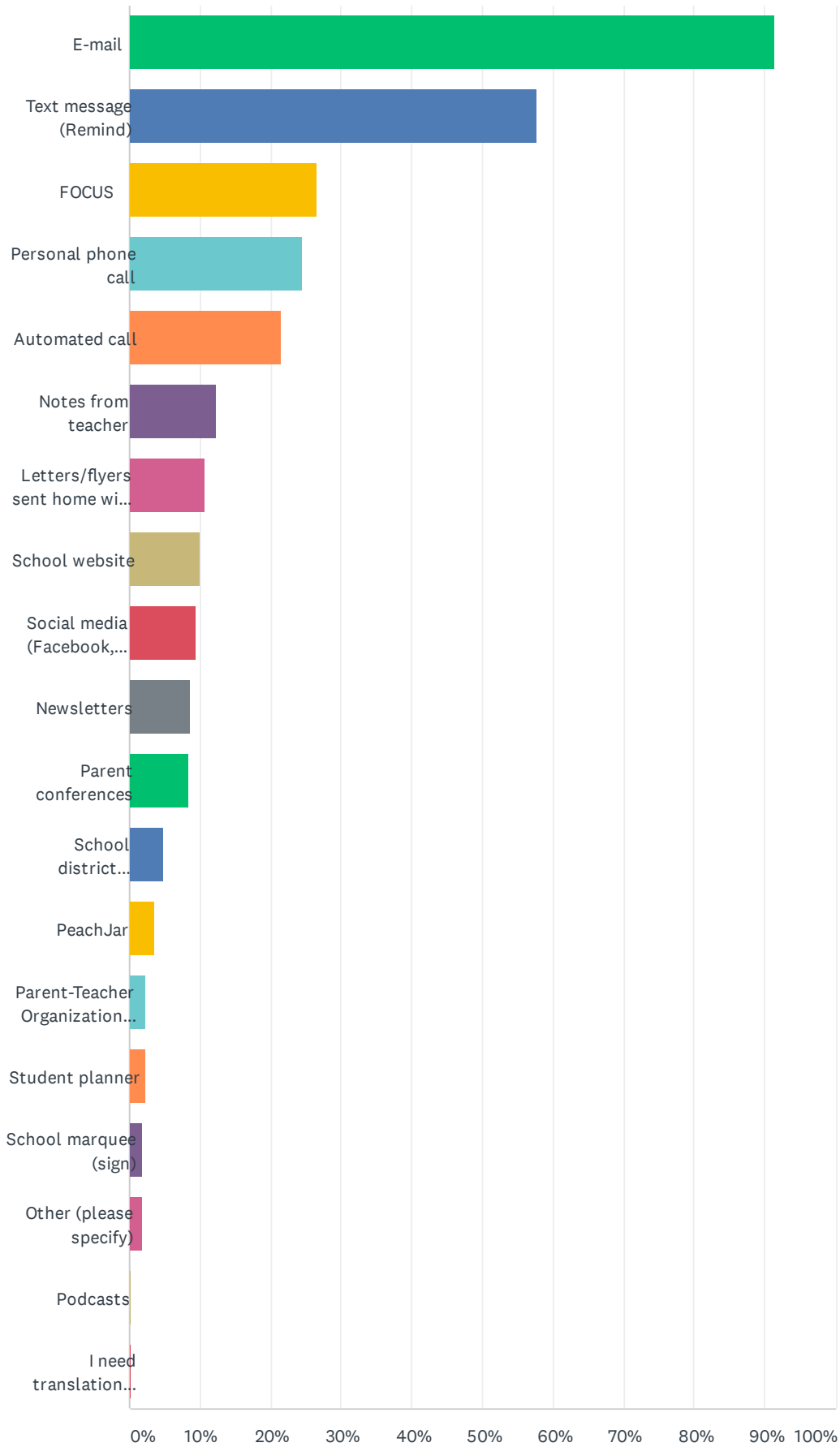


ANSWER CHOICES	RESPONSES	
9	30.96%	1,887
10	28.99%	1,767
11	27.68%	1,687
12	19.15%	1,167
Total Respondents: 6,095		

Q3 What is the best way for us to get important information regarding school events or your child's progress to you? (Check all that apply)

Answered: 6,084 Skipped: 11

Brevard Public Schools High School Parent Survey 2020-2021

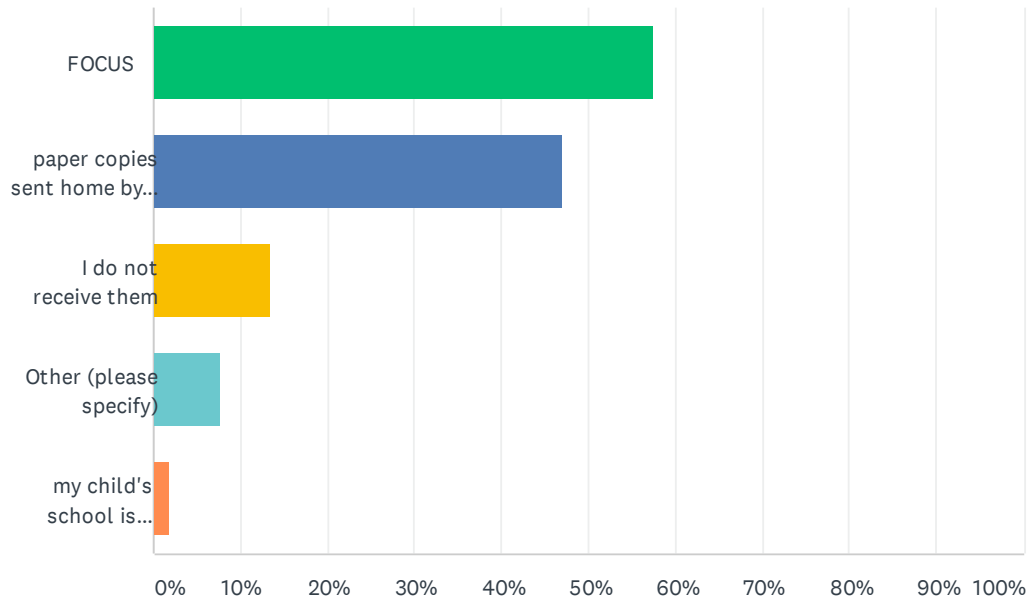


Brevard Public Schools High School Parent Survey 2020-2021

ANSWER CHOICES	RESPONSES	
E-mail	91.35%	5,558
Text message (Remind)	57.73%	3,512
FOCUS	26.55%	1,615
Personal phone call	24.47%	1,489
Automated call	21.45%	1,305
Notes from teacher	12.33%	750
Letters/flyers sent home with students	10.59%	644
School website	10.08%	613
Social media (Facebook, Twitter)	9.32%	567
Newsletters	8.66%	527
Parent conferences	8.28%	504
School district website	4.73%	288
PeachJar	3.62%	220
Parent-Teacher Organization (PTO/PTA)	2.30%	140
Student planner	2.27%	138
School marquee (sign)	1.92%	117
Other (please specify)	1.82%	111
Podcasts	0.31%	19
I need translation assistance	0.20%	12
Total Respondents: 6,084		

Q4 How do you receive interim reports and report cards?

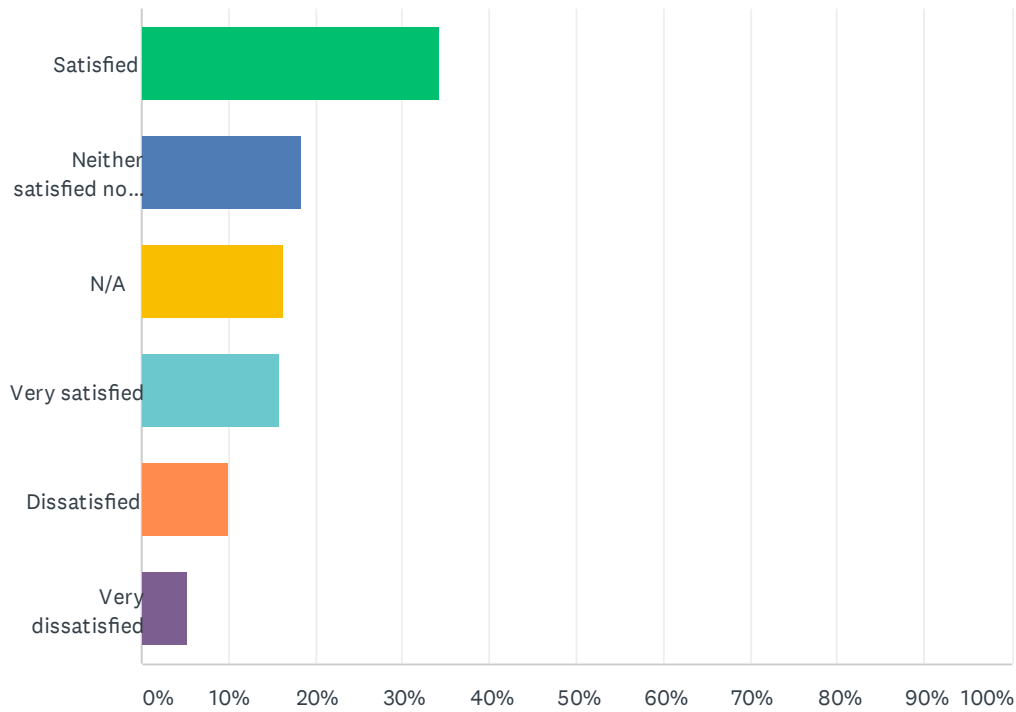
Answered: 6,045 Skipped: 50



ANSWER CHOICES	RESPONSES	COUNT
FOCUS	57.49%	3,475
paper copies sent home by the school	47.16%	2,851
I do not receive them	13.32%	805
Other (please specify)	7.74%	468
my child's school is paperless	1.90%	115
Total Respondents: 6,045		

Q5 Please rate your overall experience with Brevard Public School's eLearning program.

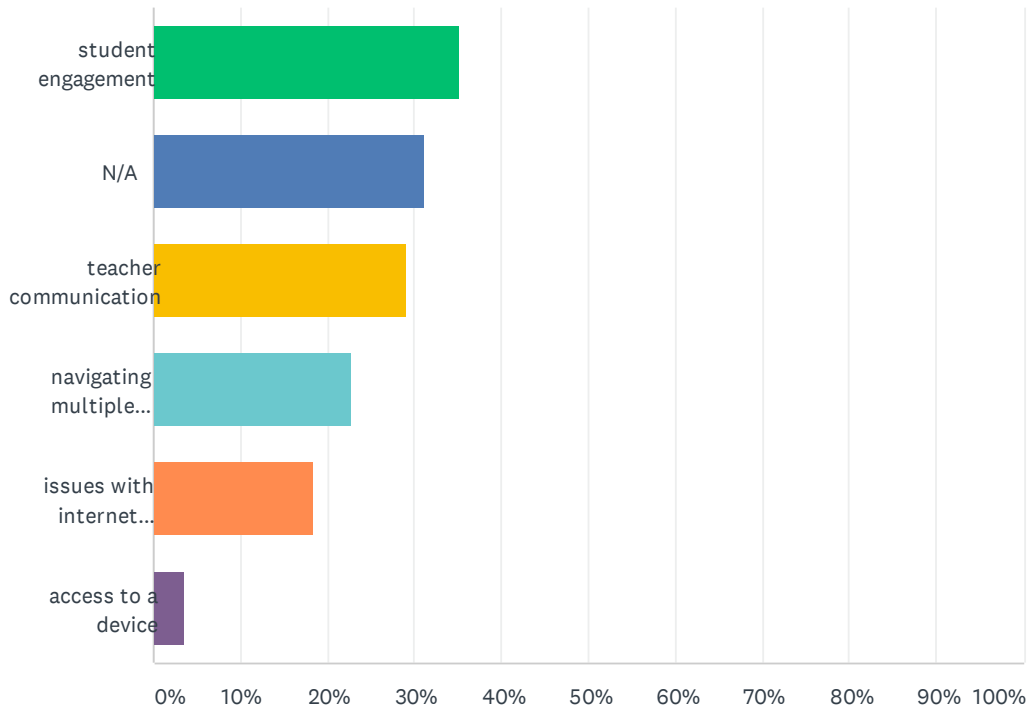
Answered: 6,061 Skipped: 34



ANSWER CHOICES	RESPONSES	
Satisfied	34.22%	2,074
Neither satisfied nor dissatisfied	18.51%	1,122
N/A	16.27%	986
Very satisfied	15.89%	963
Dissatisfied	9.95%	603
Very dissatisfied	5.16%	313
TOTAL		6,061

Q6 What has been the biggest challenge with the eLearning environment?

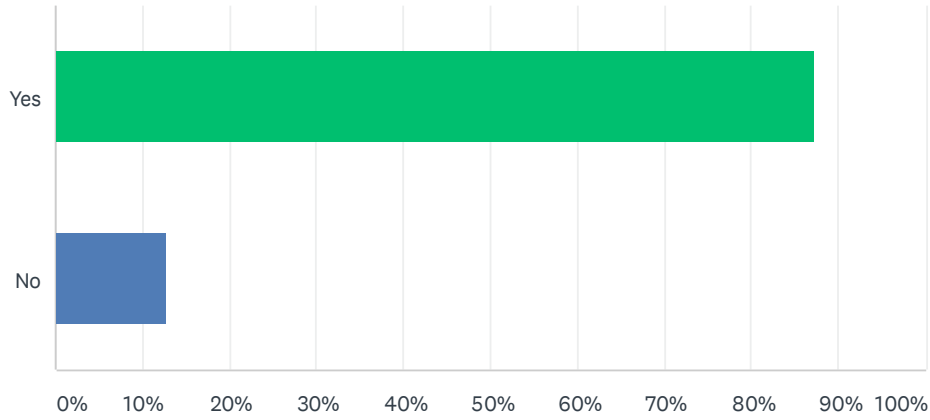
Answered: 5,870 Skipped: 225



ANSWER CHOICES	RESPONSES	
student engagement	35.04%	2,057
N/A	31.24%	1,834
teacher communication	29.05%	1,705
navigating multiple learning platforms (Google Classroom, FOCUS, etc)	22.76%	1,336
issues with internet connection	18.31%	1,075
access to a device	3.65%	214
Total Respondents: 5,870		

Q7 Do you feel welcome at your child's school?

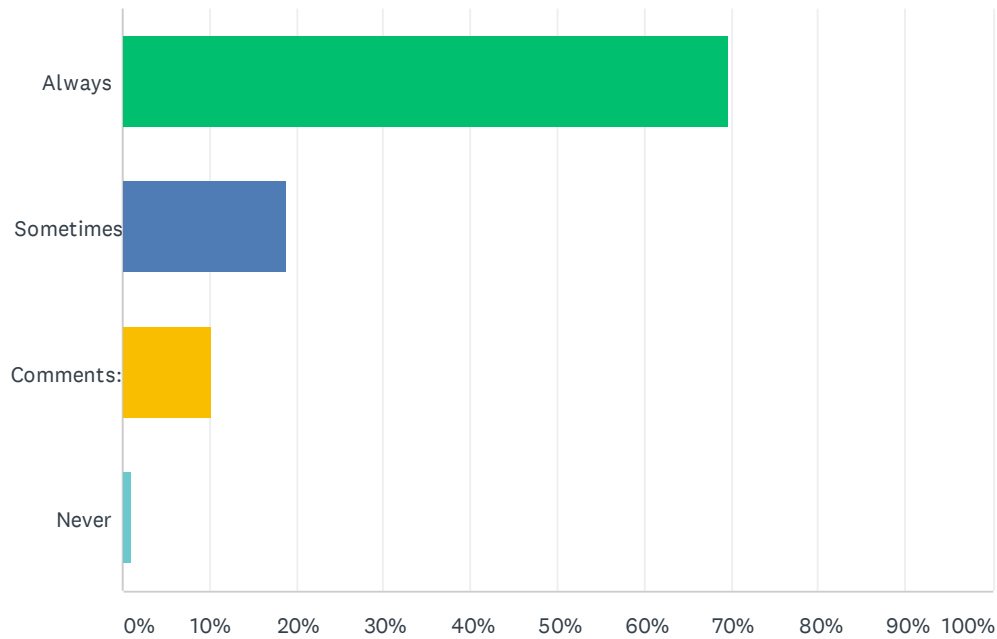
Answered: 5,793 Skipped: 302



ANSWER CHOICES	RESPONSES	
Yes	87.26%	5,055
No	12.74%	738
TOTAL		5,793

Q8 The office staff at my school is polite and is helpful in answering my questions or concerns.

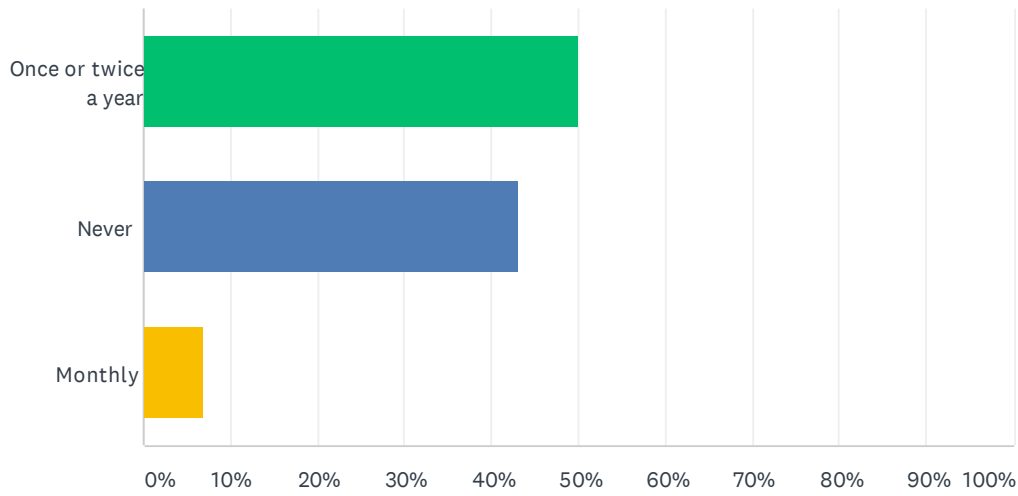
Answered: 5,887 Skipped: 208



ANSWER CHOICES	RESPONSES	
Always	69.73%	4,105
Sometimes	18.82%	1,108
Comments:	10.34%	609
Never	1.10%	65
TOTAL		5,887

Q9 In the past year, how often did you attend a parent meeting or event at your child's school that supported your child's academic success?

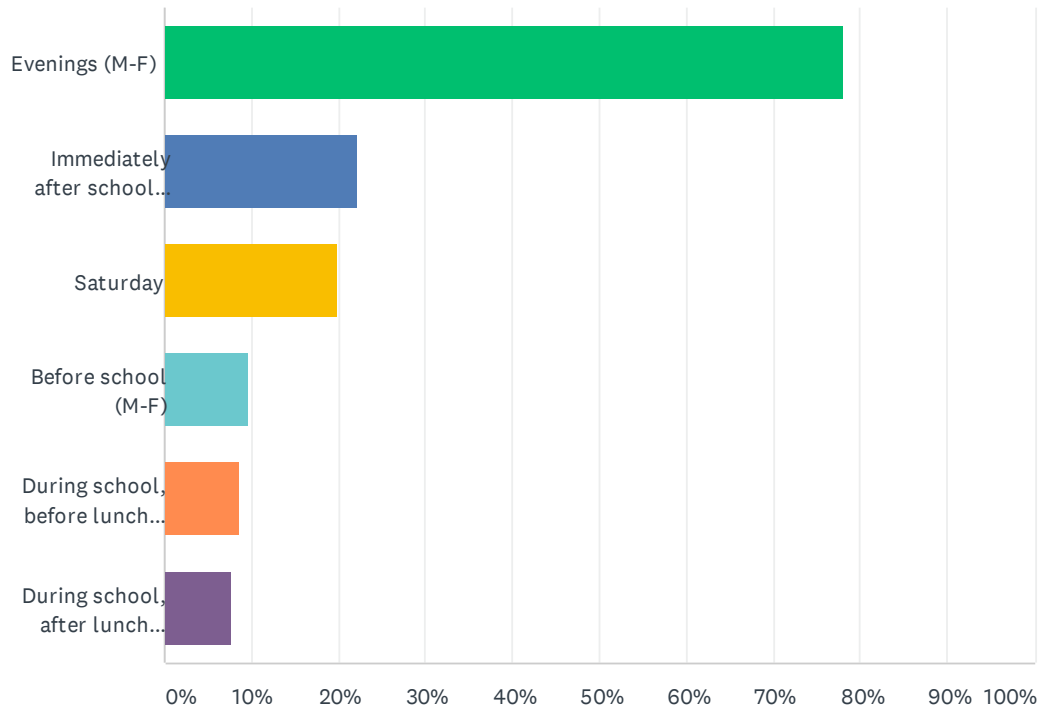
Answered: 5,751 Skipped: 344



ANSWER CHOICES	RESPONSES	
Once or twice a year	49.94%	2,872
Never	43.07%	2,477
Monthly	6.99%	402
TOTAL		5,751

Q10 When is the best time for you to attend a school event for families?

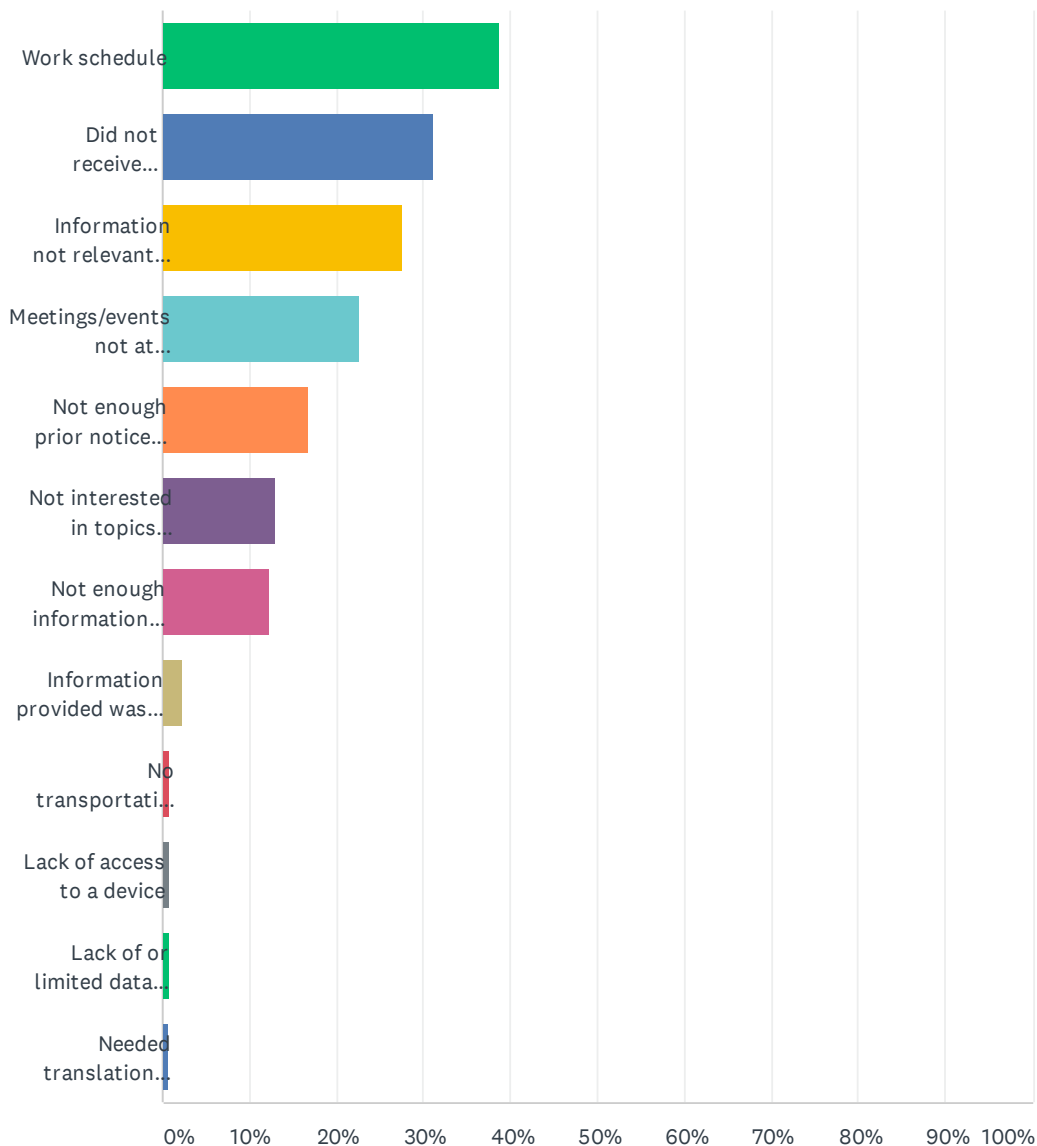
Answered: 5,756 Skipped: 339



ANSWER CHOICES	RESPONSES	
Evenings (M-F)	77.94%	4,486
Immediately after school (M-F)	22.24%	1,280
Saturday	19.81%	1,140
Before school (M-F)	9.56%	550
During school, before lunch (M-F)	8.50%	489
During school, after lunch (M-F)	7.77%	447
Total Respondents: 5,756		

Q11 If you have not attended informational meetings or academic events, please share why. (Check all that apply)

Answered: 3,772 Skipped: 2,323

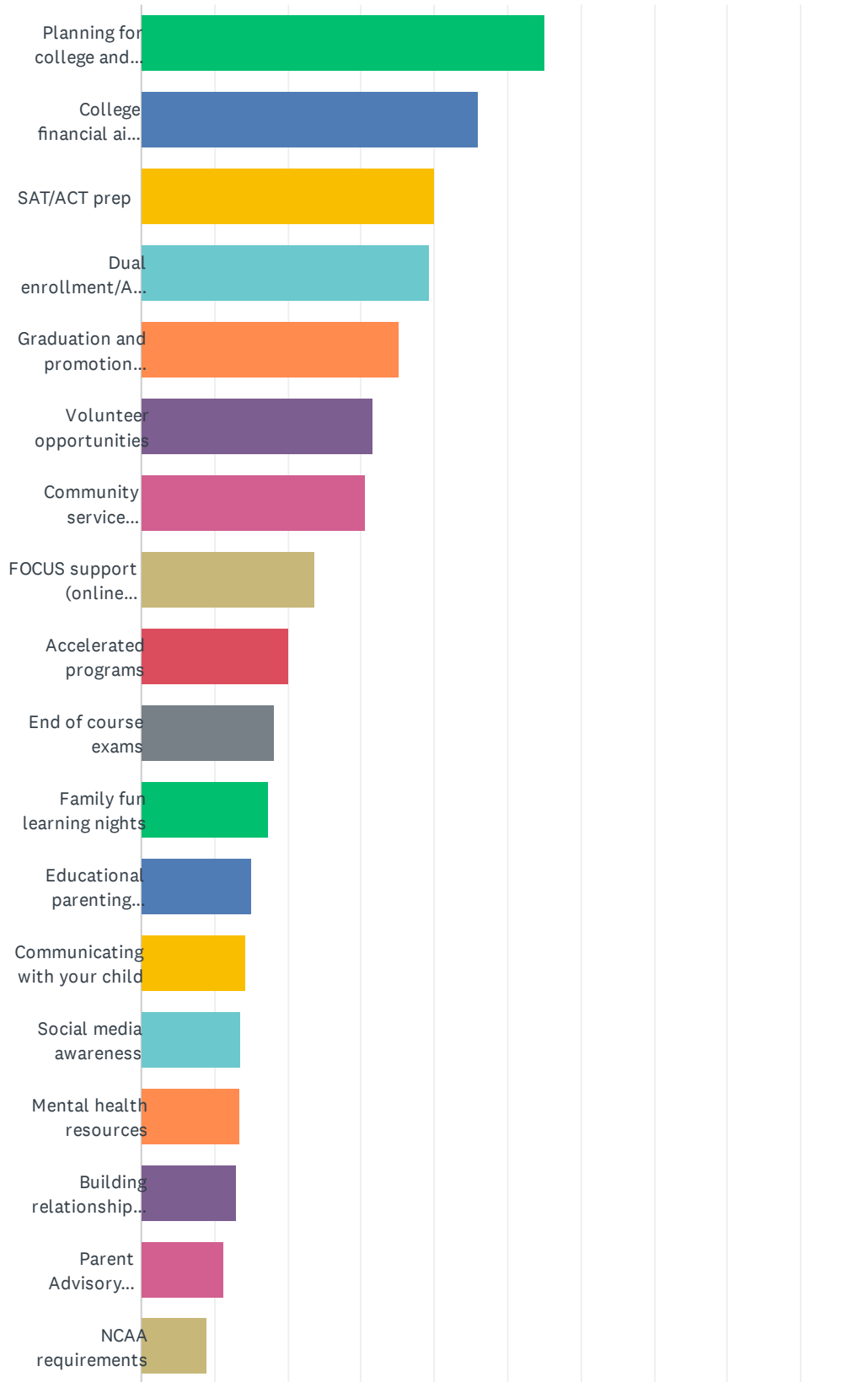


Brevard Public Schools High School Parent Survey 2020-2021

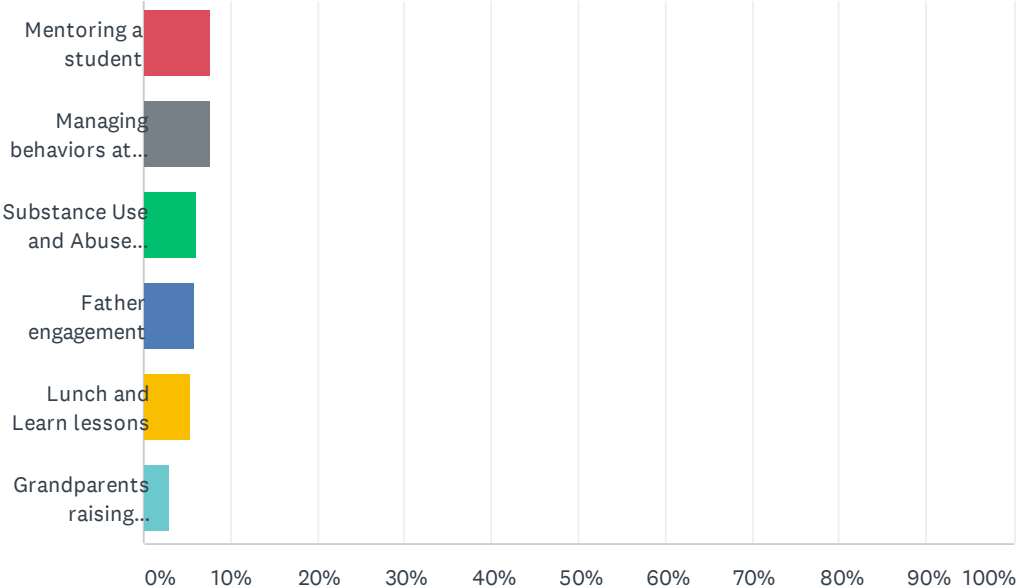
ANSWER CHOICES	RESPONSES	
Work schedule	38.65%	1,458
Did not receive information about meetings/events	31.10%	1,173
Information not relevant to me/my child	27.62%	1,042
Meetings/events not at convenient times	22.69%	856
Not enough prior notice provided	16.70%	630
Not interested in topics presented	12.91%	487
Not enough information provided	12.41%	468
Information provided was difficult to understand	2.20%	83
No transportation to get to meetings/events	0.85%	32
Lack of access to a device	0.82%	31
Lack of or limited data plan	0.82%	31
Needed translation services	0.53%	20
Total Respondents: 3,772		

Q12 Which of the following informational meetings and activities would you participate in or attend? (Check all that apply)

Answered: 4,895 Skipped: 1,200



Brevard Public Schools High School Parent Survey 2020-2021



Brevard Public Schools High School Parent Survey 2020-2021

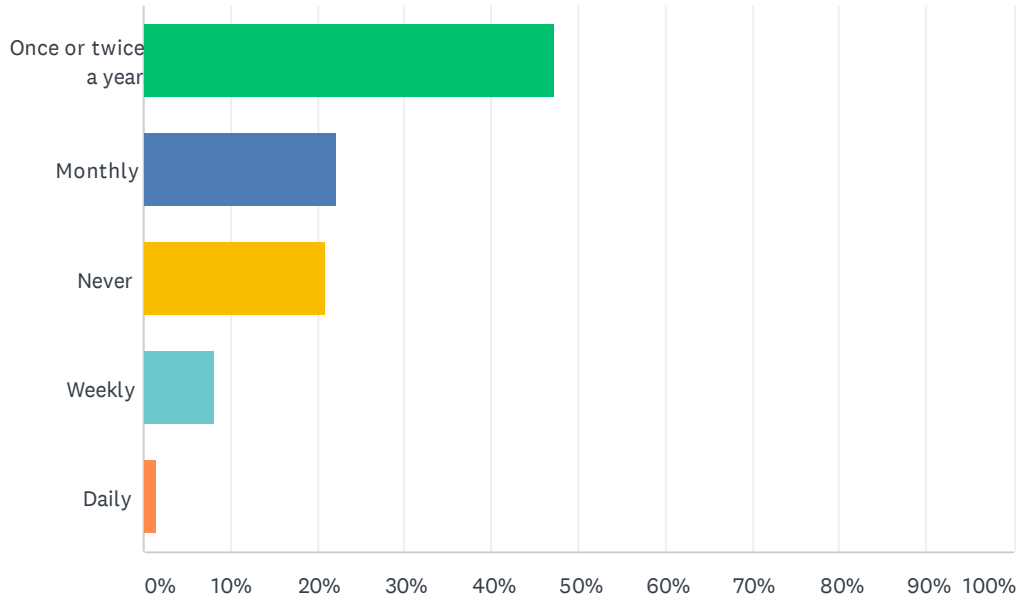
ANSWER CHOICES	RESPONSES	
Planning for college and career	55.04%	2,694
College financial aid (FASFA/Bright Futures/scholarships)	46.11%	2,257
SAT/ACT prep	39.96%	1,956
Dual enrollment/Advanced Placement courses	39.26%	1,922
Graduation and promotion guidelines	35.24%	1,725
Volunteer opportunities	31.52%	1,543
Community service projects with staff/students	30.58%	1,497
FOCUS support (online gradebook, absences, teacher webpages)	23.60%	1,155
Accelerated programs	20.02%	980
End of course exams	18.26%	894
Family fun learning nights	17.34%	849
Educational parenting workshops/classes	15.08%	738
Communicating with your child	14.18%	694
Social media awareness	13.59%	665
Mental health resources	13.42%	657
Building relationships with your child	12.97%	635
Parent Advisory Council/School Advisory Council (SAC)/Parent Teacher Organization (PTO)	11.32%	554
NCAA requirements	8.91%	436
Mentoring a student	7.74%	379
Managing behaviors at home	7.68%	376
Substance Use and Abuse (alcohol, street drugs, vaping, prescription drugs)	6.15%	301
Father engagement	5.94%	291
Lunch and Learn lessons	5.50%	269
Grandparents raising grandchildren	2.86%	140
Total Respondents: 4,895		

Q13 In what ways can family engagement be strengthened at your child's school?

Answered: 2,097 Skipped: 3,998

Q14 How often do you communicate with your child's teachers?

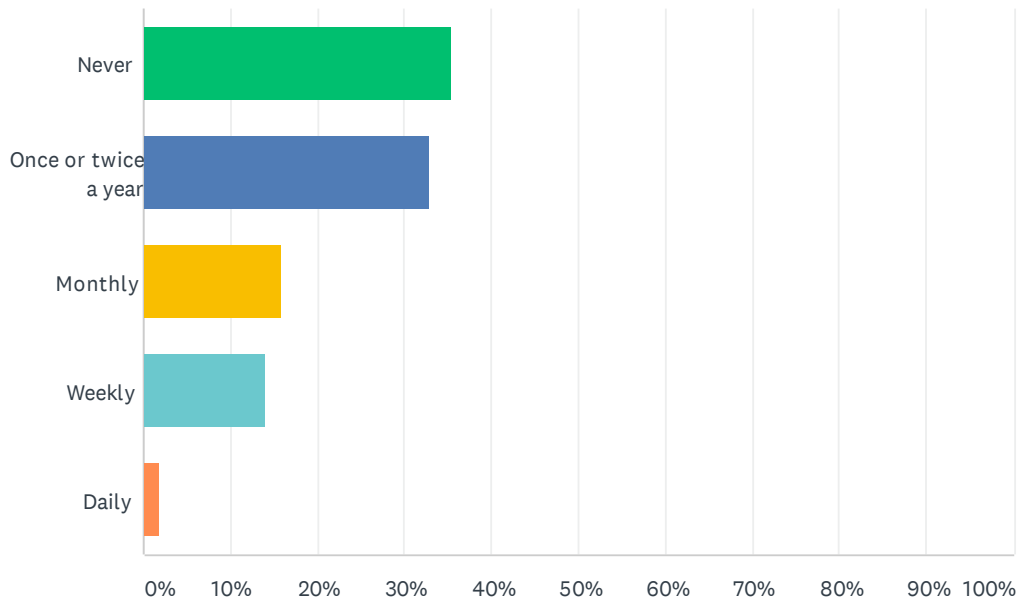
Answered: 5,057 Skipped: 1,038



ANSWER CHOICES	RESPONSES	
Once or twice a year	47.32%	2,393
Monthly	22.21%	1,123
Never	20.84%	1,054
Weekly	8.23%	416
Daily	1.40%	71
TOTAL		5,057

Q15 How often do your child's teachers communicate with you about your child's progress?

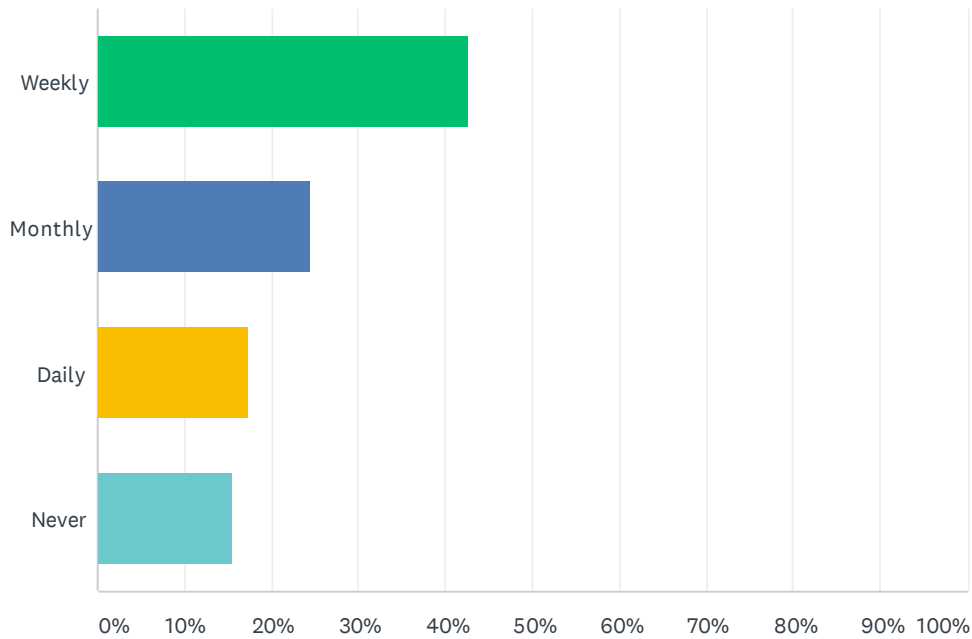
Answered: 4,986 Skipped: 1,109



ANSWER CHOICES	RESPONSES	
Never	35.40%	1,765
Once or twice a year	32.85%	1,638
Monthly	15.92%	794
Weekly	14.00%	698
Daily	1.83%	91
TOTAL		4,986

Q16 How often do you access your child's grades and attendance information through FOCUS?

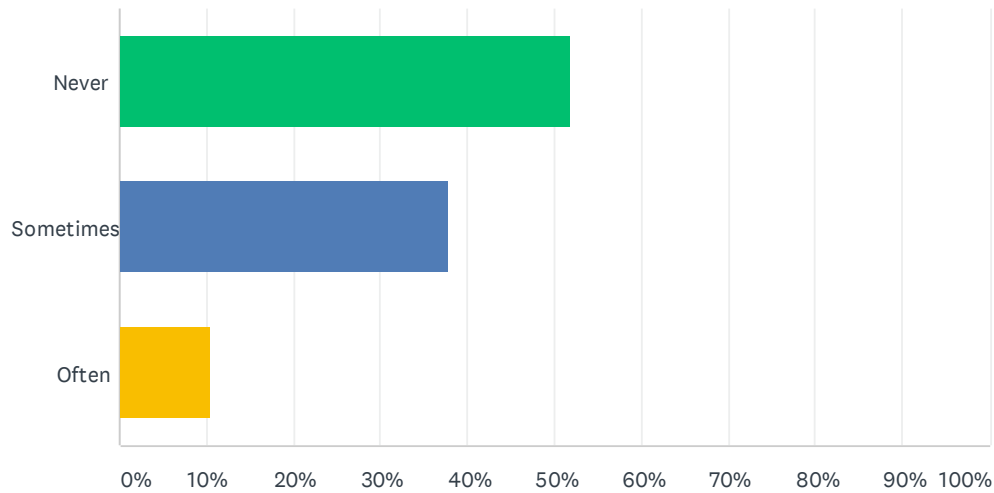
Answered: 5,303 Skipped: 792



ANSWER CHOICES	RESPONSES	
Weekly	42.71%	2,265
Monthly	24.50%	1,299
Daily	17.41%	923
Never	15.39%	816
TOTAL		5,303

Q17 How often does your child's school or teachers provide you with information about ways you can help your child's learning at home?

Answered: 5,270 Skipped: 825



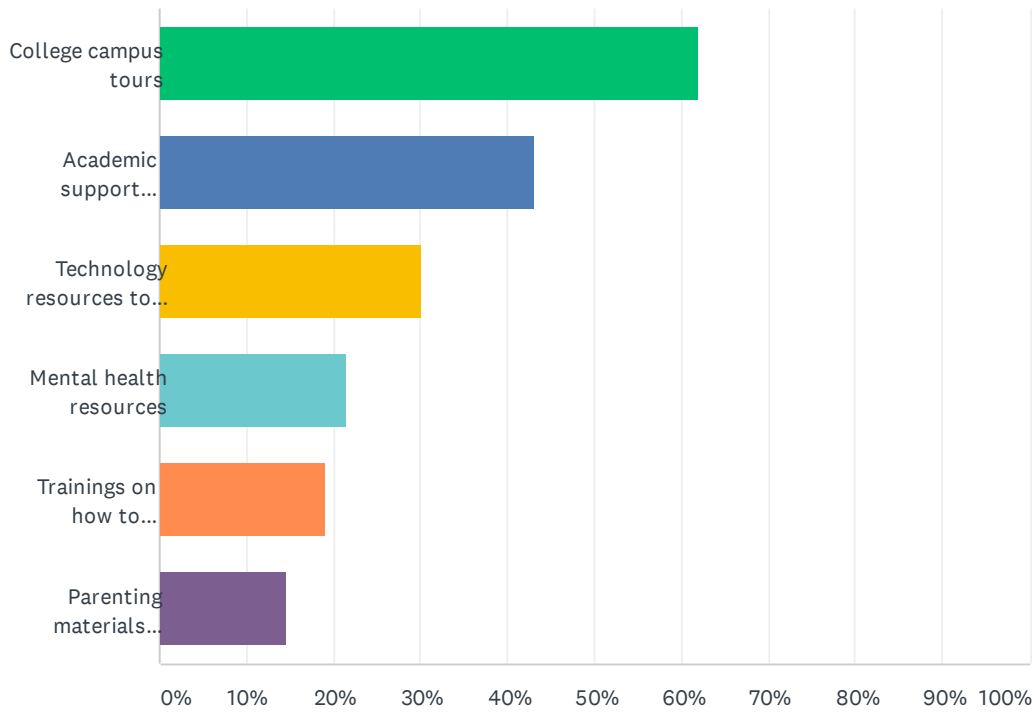
ANSWER CHOICES		RESPONSES	
Never		51.84%	2,732
Sometimes		37.80%	1,992
Often		10.36%	546
TOTAL	TOTAL		5,270

Q18 What can we do to support you to ensure your child graduates and receives a high school diploma?

Answered: 2,731 Skipped: 3,364

Q19 What types of family engagement resources would you use if they were provided at your school?

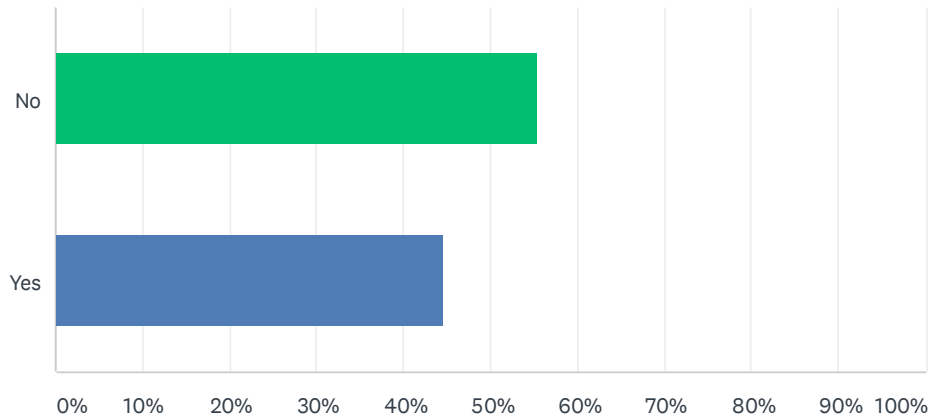
Answered: 4,240 Skipped: 1,855



ANSWER CHOICES	RESPONSES	
College campus tours	62.03%	2,630
Academic support materials for families to use at home	43.04%	1,825
Technology resources to support learning at home	30.07%	1,275
Mental health resources	21.49%	911
Trainings on how to participate in school decision-making committees	18.96%	804
Parenting materials (books and articles for check out)	14.65%	621
Total Respondents: 4,240		

Q20 Have you been given opportunities to provide input and feedback into school decisions (school improvement, Title I services, event planning, discipline)?

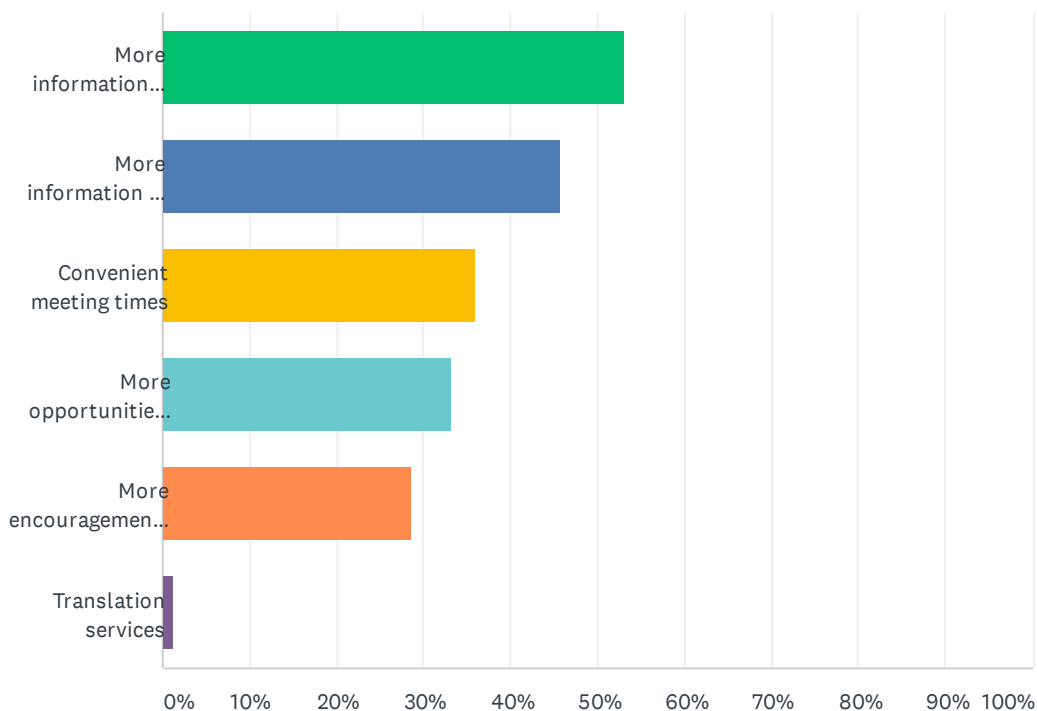
Answered: 4,940 Skipped: 1,155



ANSWER CHOICES	RESPONSES	
No	55.43%	2,738
Yes	44.57%	2,202
TOTAL		4,940

Q21 How could your school assist you in playing a more active role in school decision-making?

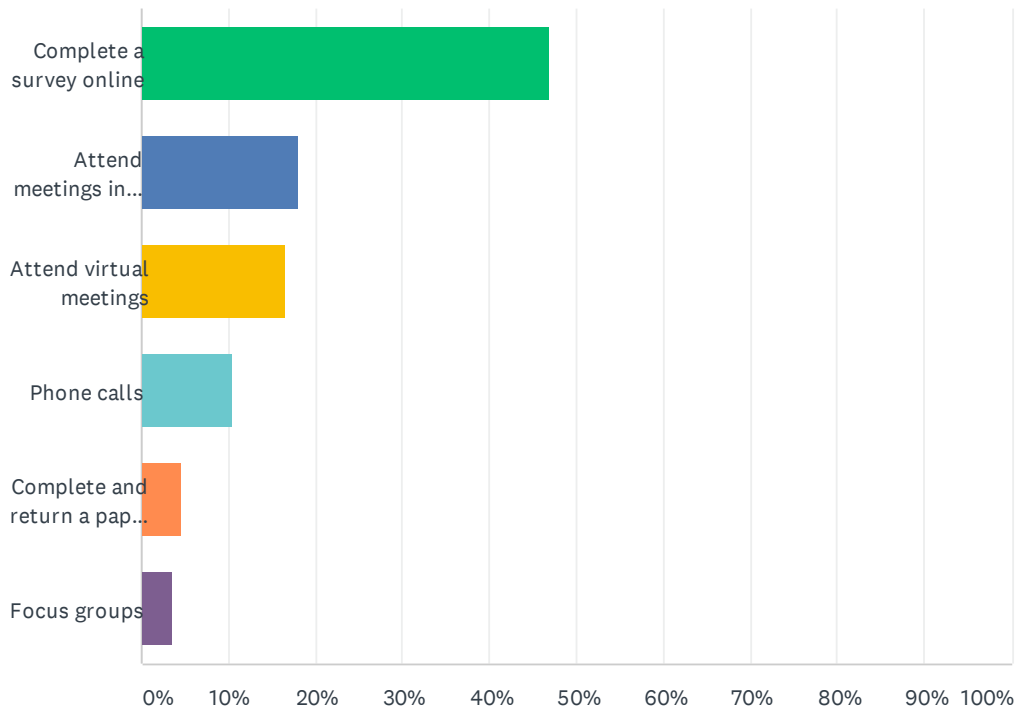
Answered: 4,011 Skipped: 2,084



ANSWER CHOICES	RESPONSES	
More information about school issues to be addressed	53.13%	2,131
More information on how to become engaged	45.80%	1,837
Convenient meeting times	36.05%	1,446
More opportunities to share my opinion about school issues	33.33%	1,337
More encouragement from the school to become engaged	28.70%	1,151
Translation services	1.17%	47
Total Respondents: 4,011		

Q22 What is the best way for you to provide input regarding your child's school?

Answered: 4,951 Skipped: 1,144



ANSWER CHOICES	RESPONSES	
Complete a survey online	46.88%	2,321
Attend meetings in person	17.96%	889
Attend virtual meetings	16.56%	820
Phone calls	10.38%	514
Complete and return a paper survey	4.56%	226
Focus groups	3.66%	181
TOTAL		4,951

Q23 What do you feel is working well at your child's school? (This is your chance to brag about your school and share what you like about it!)

Answered: 2,810 Skipped: 3,285

Q24 What do you feel is not working, difficult, and/or needs improvement at your child's school? (This is your chance to tell us what you would like to see change.)

Answered: 2,755 Skipped: 3,340