

Q1 What school does your child attend?

Answered: 368 Skipped: 0



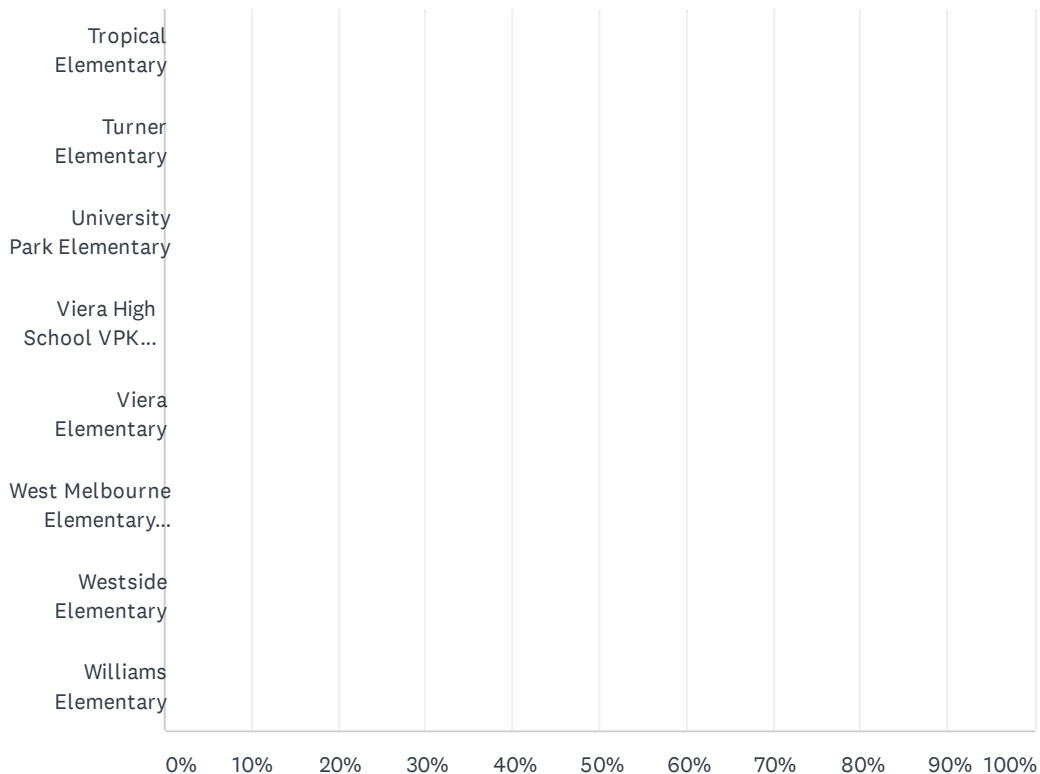
Brevard Public Schools Elementary Parent Survey 2020-2021

Elementary									
Fieldston Preparatory									
Freedom 7 Elementary									
Gemini Elementary									
Golfview Elementary									
Harbor City Elementary									
Holland Elementary									
Imperial Estates...									
Indialantic Elementary									
Jupiter Elementary									
Lockmar Elementary									
Longleaf Elementary									
Manatee Elementary									
McAuliffe Elementary									
Meadowlane Intermediate...									
Meadowlane Primary...									
Merritt Island High School ...									
MILA Elementary									
Mims Elementary									
Pathways at Gardendale...									
Oak Park Elementary									
Osceola									

Brevard Public Schools Elementary Parent Survey 2020-2021

Ocean Breeze Elementary										
Palm Bay Elementary										
Palm Bay High School VPK...										
Pinewood Elementary										
Port Malabar Elementary										
Quest Elementary...										
Riverdale Country Day...										
Riviera Elementary										
Roosevelt Elementary										
Sabal Elementary										
Satellite High School VPK...										
Saturn Elementary										
Sea Park Elementary										
Sherwood Elementary										
Pathways at Pine Grove...										
South Area Head Start										
South Lake Elementary										
Stevenson Elementary										
Sunrise Elementary										
Suntree Elementary										
Surfside Elementary										

Brevard Public Schools Elementary Parent Survey 2020-2021



Brevard Public Schools Elementary Parent Survey 2020-2021

ANSWER CHOICES	RESPONSES	
Atlantis Elementary	100.00%	368
Allen, Roy Elementary	0.00%	0
Andersen Elementary	0.00%	0
Apollo Elementary	0.00%	0
Audubon Elementary	0.00%	0
Brevard Virtual Instruction Program (BVIP)	0.00%	0
Cambridge Elementary Magnet	0.00%	0
Cape View Elementary	0.00%	0
Carroll, Lewis Elementary	0.00%	0
Challenger 7 Elementary	0.00%	0
Columbia Elementary	0.00%	0
Coquina Elementary	0.00%	0
Dr W. J. Creel Elementary	0.00%	0
Croton Elementary	0.00%	0
Discovery Elementary	0.00%	0
Endeavour Elementary	0.00%	0
Eau Gallie High School VPK program	0.00%	0
Enterprise Elementary	0.00%	0
Fairglen Elementary	0.00%	0
Fieldston Preparatory	0.00%	0
Freedom 7 Elementary	0.00%	0
Gemini Elementary	0.00%	0
Golfview Elementary	0.00%	0
Harbor City Elementary	0.00%	0
Holland Elementary	0.00%	0
Imperial Estates Elementary	0.00%	0
Indialantic Elementary	0.00%	0
Jupiter Elementary	0.00%	0
Lockmar Elementary	0.00%	0
Longleaf Elementary	0.00%	0
Manatee Elementary	0.00%	0
McAuliffe Elementary	0.00%	0

Brevard Public Schools Elementary Parent Survey 2020-2021

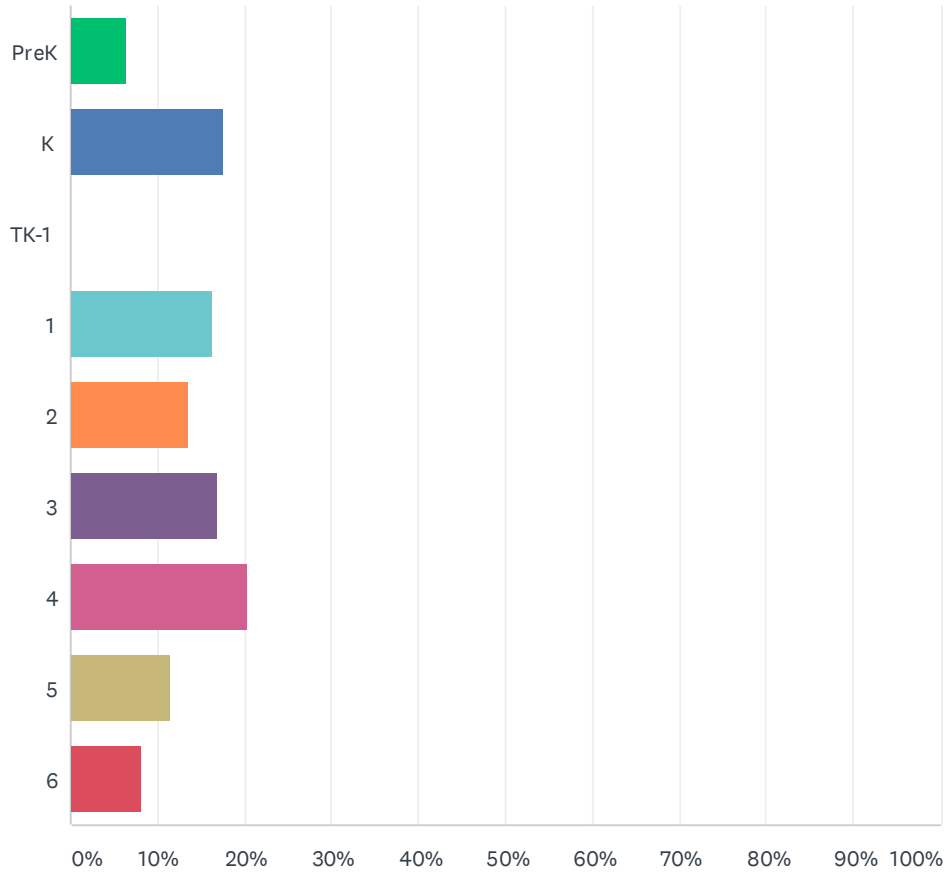
Meadowlane Intermediate Elementary	0.00%	0
Meadowlane Primary Elementary	0.00%	0
Merritt Island High School VPK program	0.00%	0
MILA Elementary	0.00%	0
Mims Elementary	0.00%	0
Pathways at Gardendale (North/Central Area Alternative Center)	0.00%	0
Oak Park Elementary	0.00%	0
Ocean Breeze Elementary	0.00%	0
Palm Bay Elementary	0.00%	0
Palm Bay High School VPK program	0.00%	0
Pinewood Elementary	0.00%	0
Port Malabar Elementary	0.00%	0
Quest Elementary School	0.00%	0
Riverdale Country Day School	0.00%	0
Riviera Elementary	0.00%	0
Roosevelt Elementary	0.00%	0
Sabal Elementary	0.00%	0
Satellite High School VPK program	0.00%	0
Saturn Elementary	0.00%	0
Sea Park Elementary	0.00%	0
Sherwood Elementary	0.00%	0
Pathways at Pine Grove (South Area Alternative Center)	0.00%	0
South Area Head Start	0.00%	0
South Lake Elementary	0.00%	0
Stevenson Elementary	0.00%	0
Sunrise Elementary	0.00%	0
Suntree Elementary	0.00%	0
Surfside Elementary	0.00%	0
Tropical Elementary	0.00%	0
Turner Elementary	0.00%	0
University Park Elementary	0.00%	0
Viera High School VPK program	0.00%	0
Viera Elementary	0.00%	0
West Melbourne Elementary School for Science	0.00%	0

Brevard Public Schools Elementary Parent Survey 2020-2021

Westside Elementary	0.00%	0
Williams Elementary	0.00%	0
TOTAL		368

Q2 What is your child's current grade level?

Answered: 368 Skipped: 0

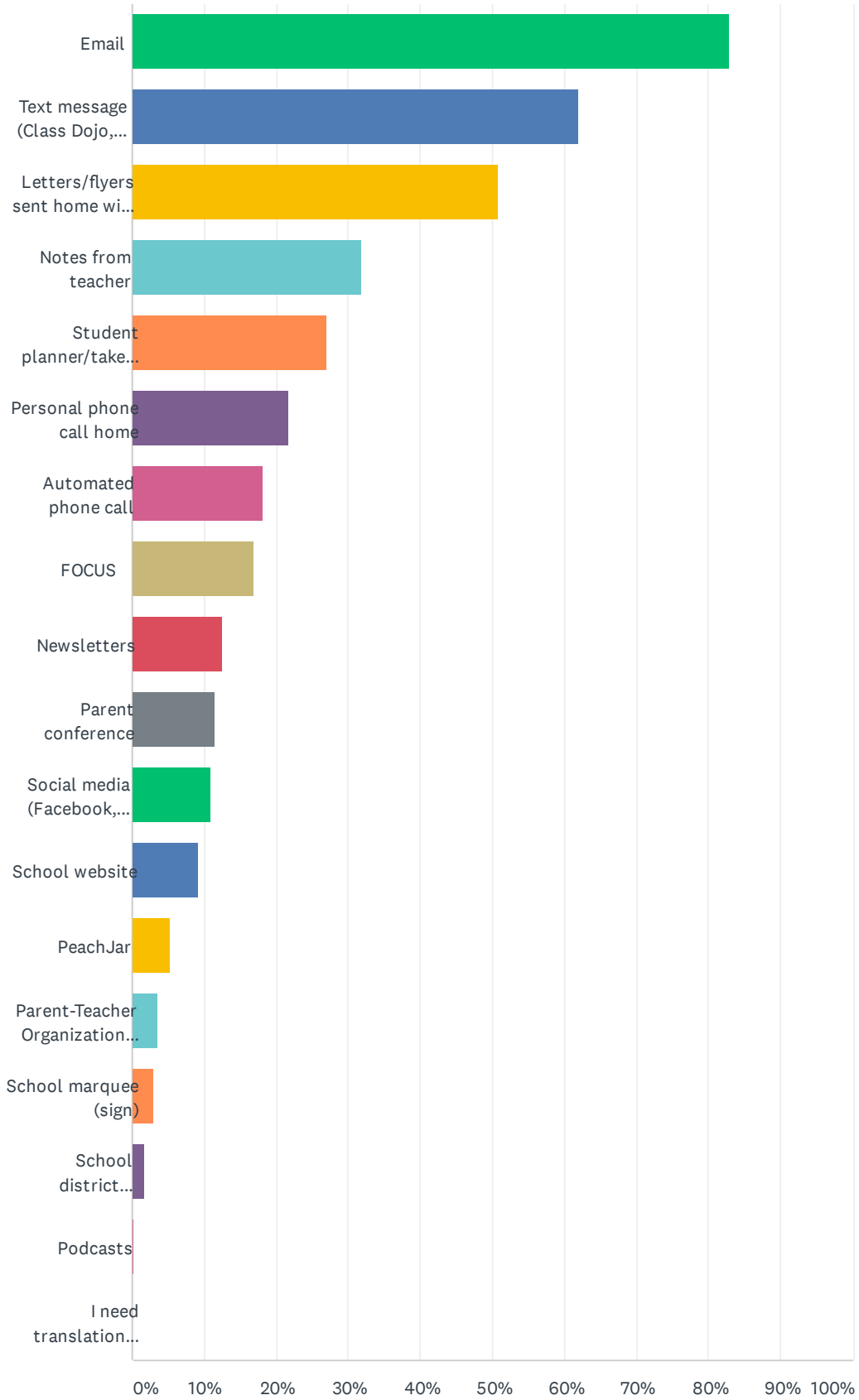


ANSWER CHOICES	RESPONSES	
PreK	6.52%	24
K	17.66%	65
TK-1	0.00%	0
1	16.30%	60
2	13.59%	50
3	16.85%	62
4	20.38%	75
5	11.41%	42
6	8.15%	30
Total Respondents: 368		

Q3 What is the best way for us to get important information regarding school events and/or your child's progress from the school? (check all that apply)

Answered: 368 Skipped: 0

Brevard Public Schools Elementary Parent Survey 2020-2021

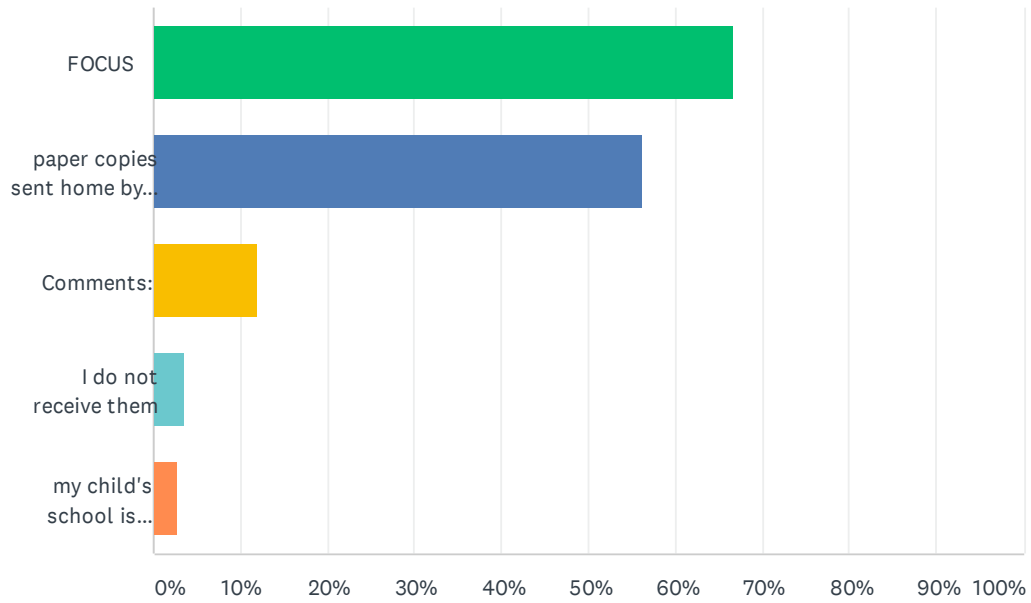


Brevard Public Schools Elementary Parent Survey 2020-2021

ANSWER CHOICES	RESPONSES	
Email	82.88%	305
Text message (Class Dojo, Remind)	61.96%	228
Letters/flyers sent home with students	50.82%	187
Notes from teacher	31.79%	117
Student planner/take-home folder	26.90%	99
Personal phone call home	21.74%	80
Automated phone call	18.21%	67
FOCUS	16.85%	62
Newsletters	12.50%	46
Parent conference	11.41%	42
Social media (Facebook, Twitter)	10.87%	40
School website	9.24%	34
PeachJar	5.16%	19
Parent-Teacher Organization (PTO/PTA)	3.53%	13
School marquee (sign)	2.99%	11
School district website	1.63%	6
Podcasts	0.27%	1
I need translation assistance	0.00%	0
Total Respondents: 368		

Q4 How do you receive interim reports and report cards?

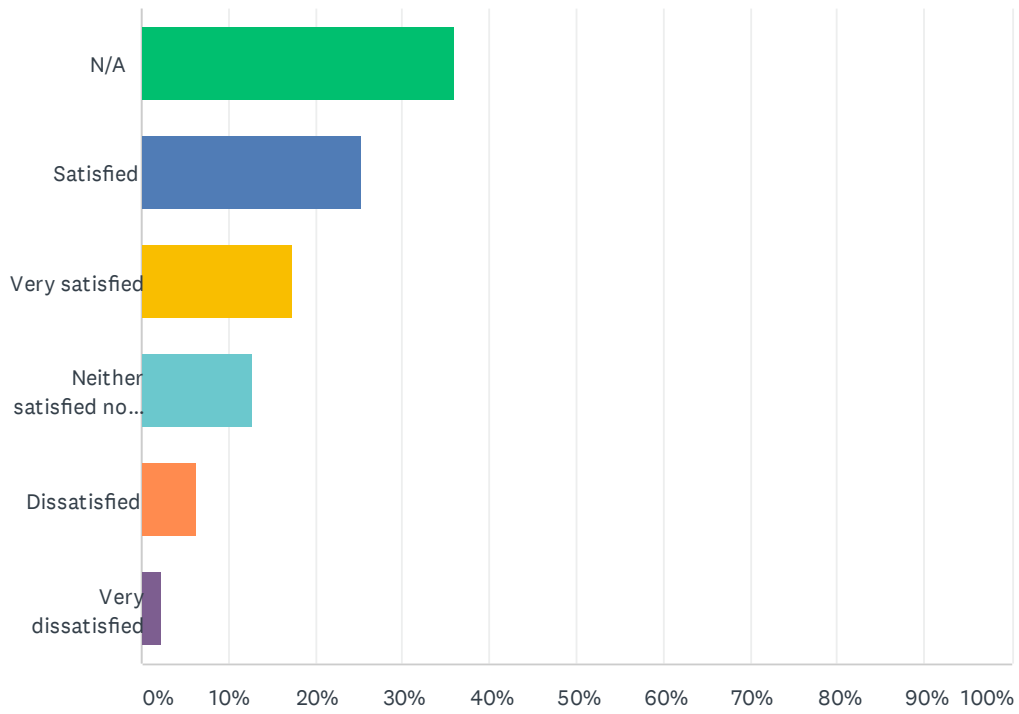
Answered: 336 Skipped: 32



ANSWER CHOICES	PERCENTAGE	RESPONSES
FOCUS	66.67%	224
paper copies sent home by the school	56.25%	189
Comments:	11.90%	40
I do not receive them	3.57%	12
my child's school is paperless	2.68%	9
Total Respondents: 336		

Q5 Please rate your overall experience with Brevard Public School's eLearning program.

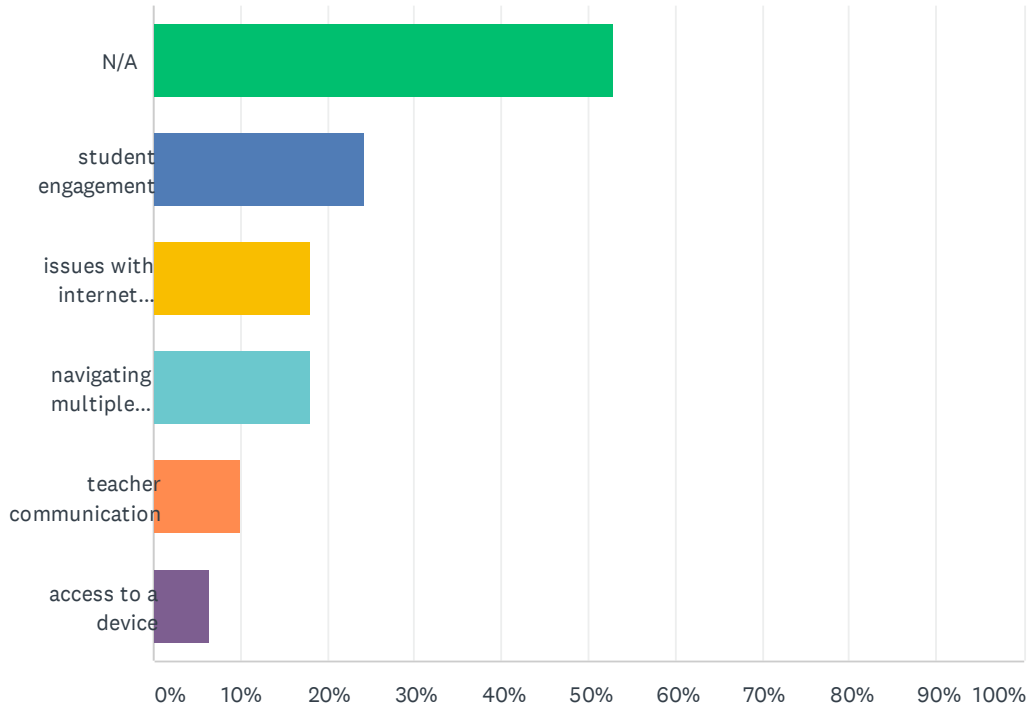
Answered: 336 Skipped: 32



ANSWER CHOICES	RESPONSES	
N/A	36.01%	121
Satisfied	25.30%	85
Very satisfied	17.26%	58
Neither satisfied nor dissatisfied	12.80%	43
Dissatisfied	6.25%	21
Very dissatisfied	2.38%	8
TOTAL		336

Q6 What has been the biggest challenge with the eLearning environment?

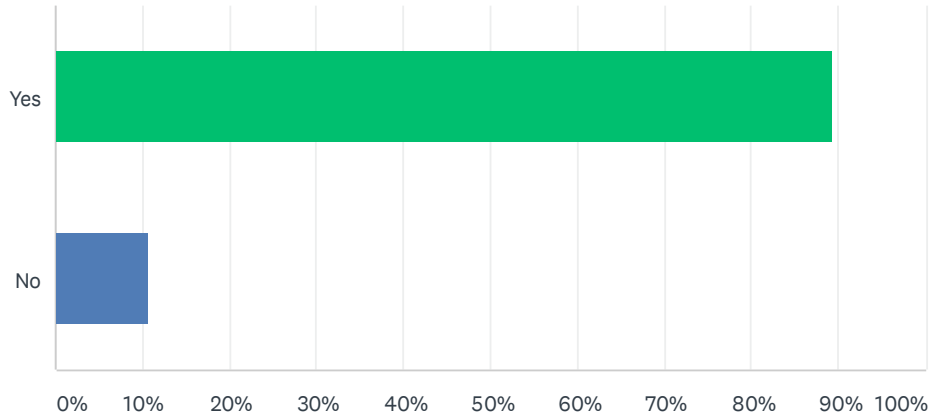
Answered: 329 Skipped: 39



ANSWER CHOICES	RESPONSES	
N/A	52.89%	174
student engagement	24.32%	80
issues with internet connection	17.93%	59
navigating multiple learning platforms (Google Classroom, FOCUS, etc)	17.93%	59
teacher communication	10.03%	33
access to a device	6.38%	21
Total Respondents: 329		

Q7 Do you feel welcome at your child's school?

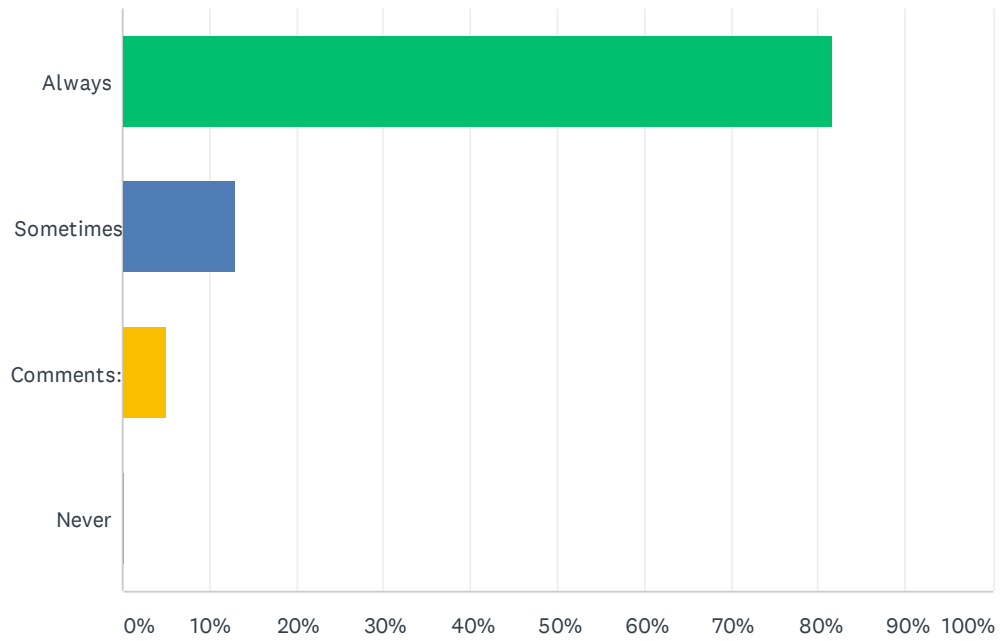
Answered: 328 Skipped: 40



ANSWER CHOICES	RESPONSES	
Yes	89.33%	293
No	10.67%	35
TOTAL		328

Q8 The office staff at my school is polite and is helpful in answering my questions or concerns.

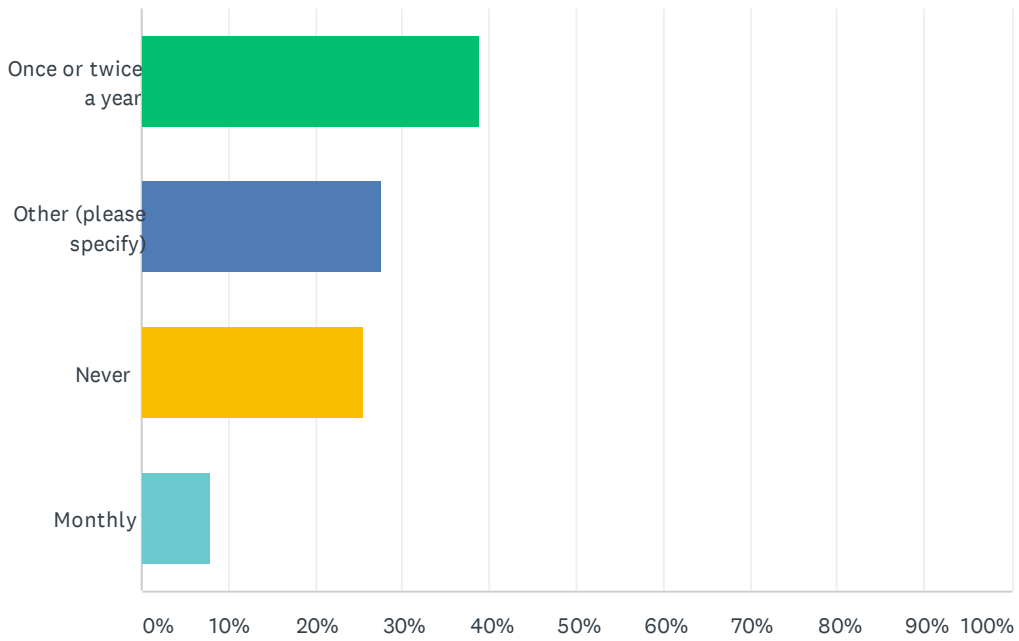
Answered: 333 Skipped: 35



ANSWER CHOICES	RESPONSES	
Always	81.68%	272
Sometimes	12.91%	43
Comments:	5.11%	17
Never	0.30%	1
TOTAL		333

Q9 In the past year, how often did you attend a parent meeting or event at your child's school that supported your child's academic success?

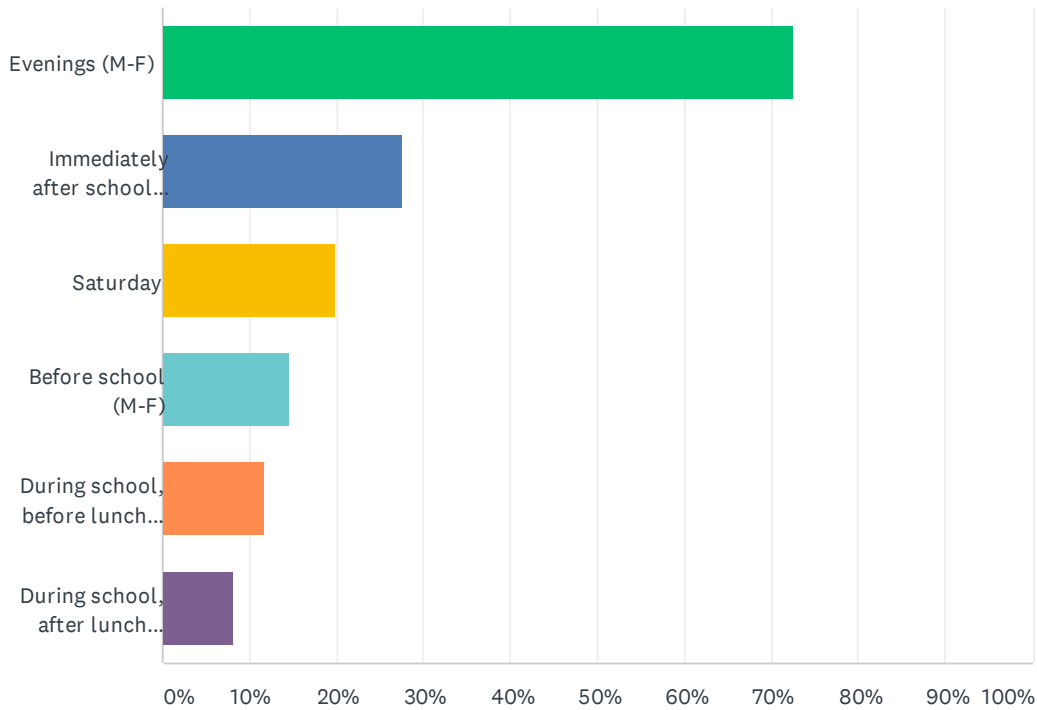
Answered: 329 Skipped: 39



ANSWER CHOICES	RESPONSES
Once or twice a year	38.91% 128
Other (please specify)	27.66% 91
Never	25.53% 84
Monthly	7.90% 26
TOTAL	329

Q10 When is the best time for you to attend a school event for families?

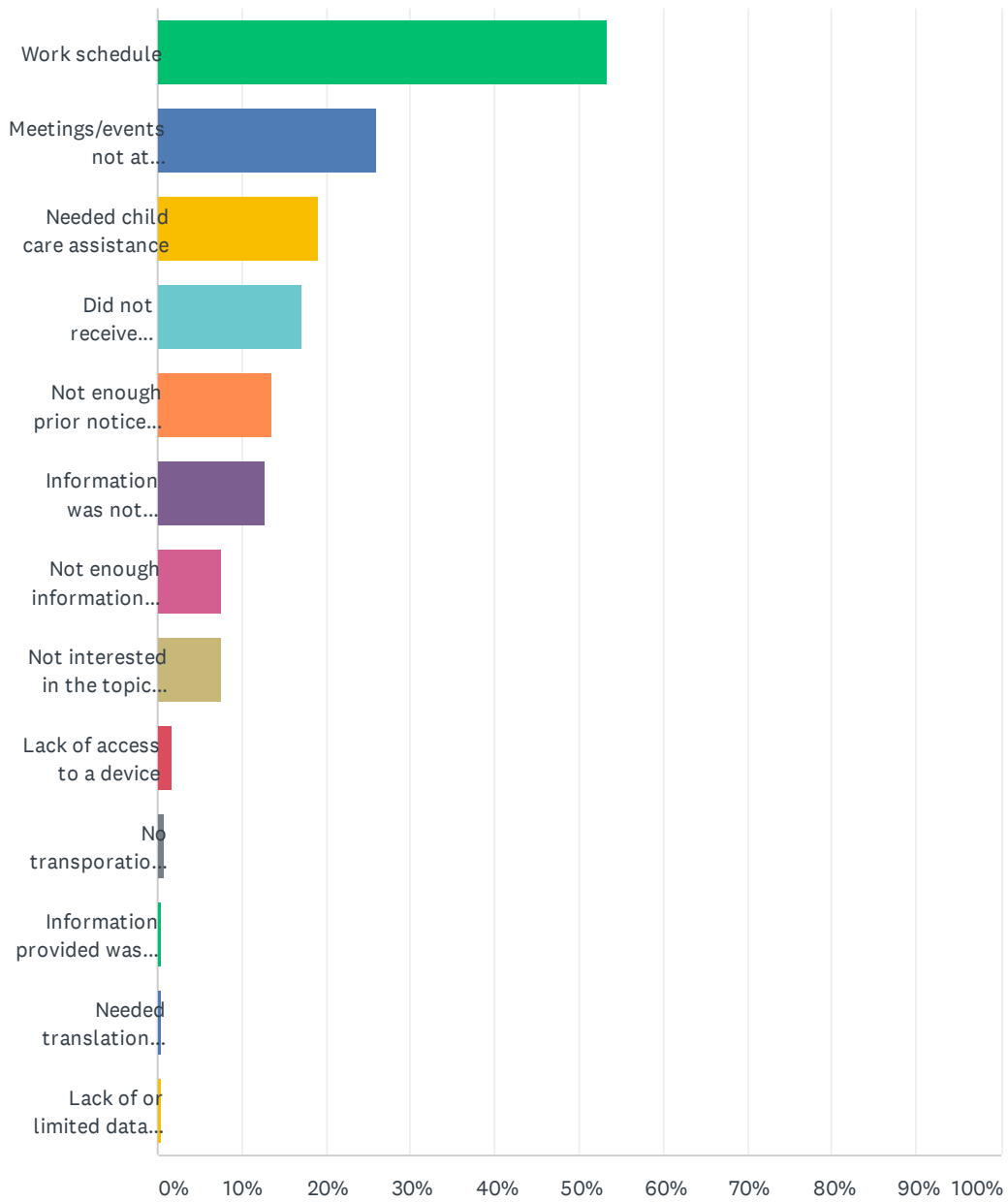
Answered: 333 Skipped: 35



ANSWER CHOICES	RESPONSES	
Evenings (M-F)	72.67%	242
Immediately after school (M-F)	27.63%	92
Saturday	19.82%	66
Before school (M-F)	14.71%	49
During school, before lunch (M-F)	11.71%	39
During school, after lunch (M-F)	8.11%	27
Total Respondents: 333		

Q11 If you were unable to attend informational meetings or academic events, please share why. (Check all that apply)

Answered: 227 Skipped: 141

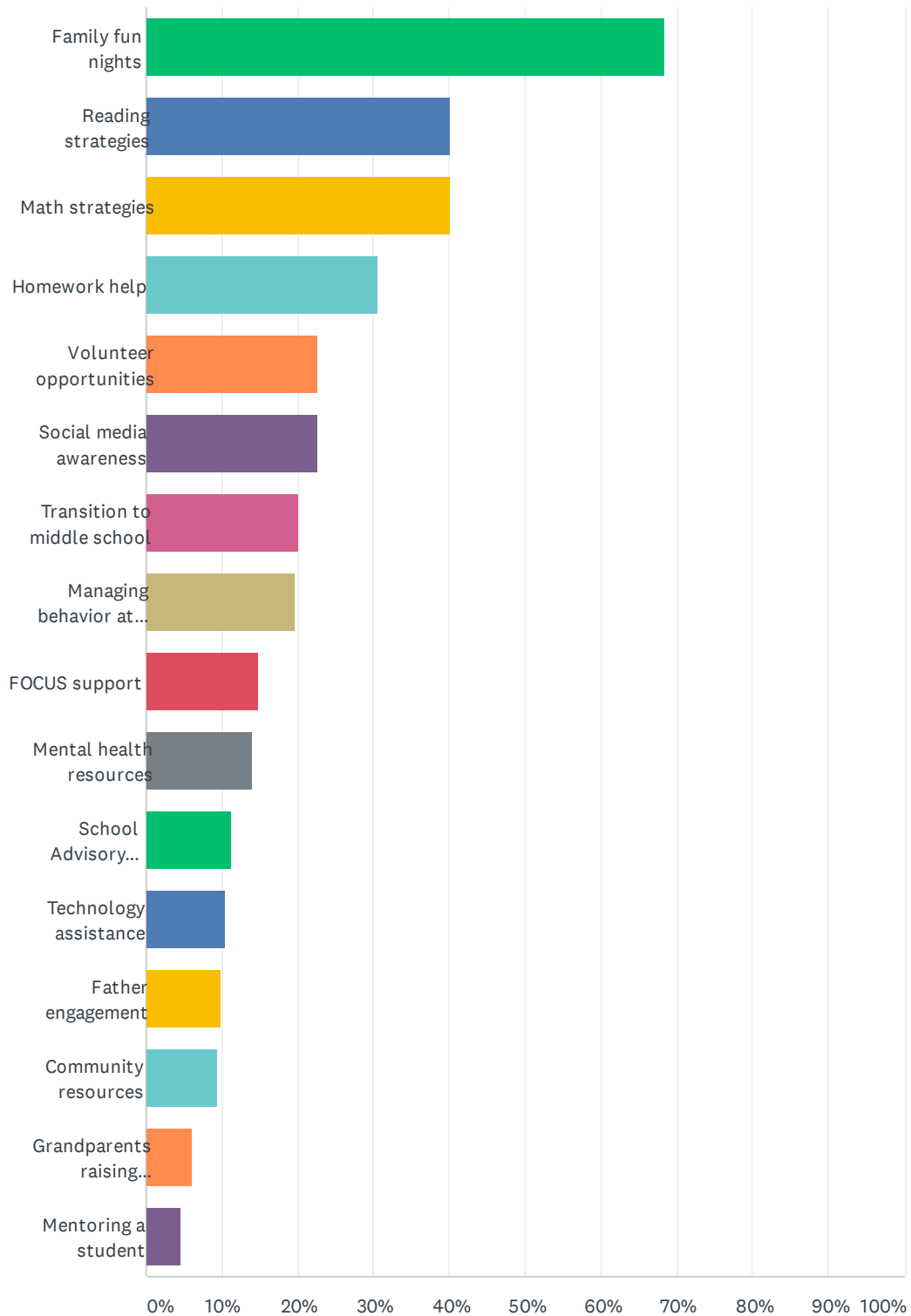


Brevard Public Schools Elementary Parent Survey 2020-2021

ANSWER CHOICES	RESPONSES	
Work schedule	53.30%	121
Meetings/events not at convenient times	25.99%	59
Needed child care assistance	18.94%	43
Did not receive information about meetings/events	17.18%	39
Not enough prior notice provided	13.66%	31
Information was not relevant to me/my child	12.78%	29
Not enough information provided	7.49%	17
Not interested in the topics presented	7.49%	17
Lack of access to a device	1.76%	4
No transporation to get to meetings/events	0.88%	2
Information provided was difficult to understand	0.44%	1
Needed translation services	0.44%	1
Lack of or limited data plan	0.44%	1
Total Respondents: 227		

Q12 Which of the following informational meetings and activities would you participate in or attend?

Answered: 284 Skipped: 84



Brevard Public Schools Elementary Parent Survey 2020-2021

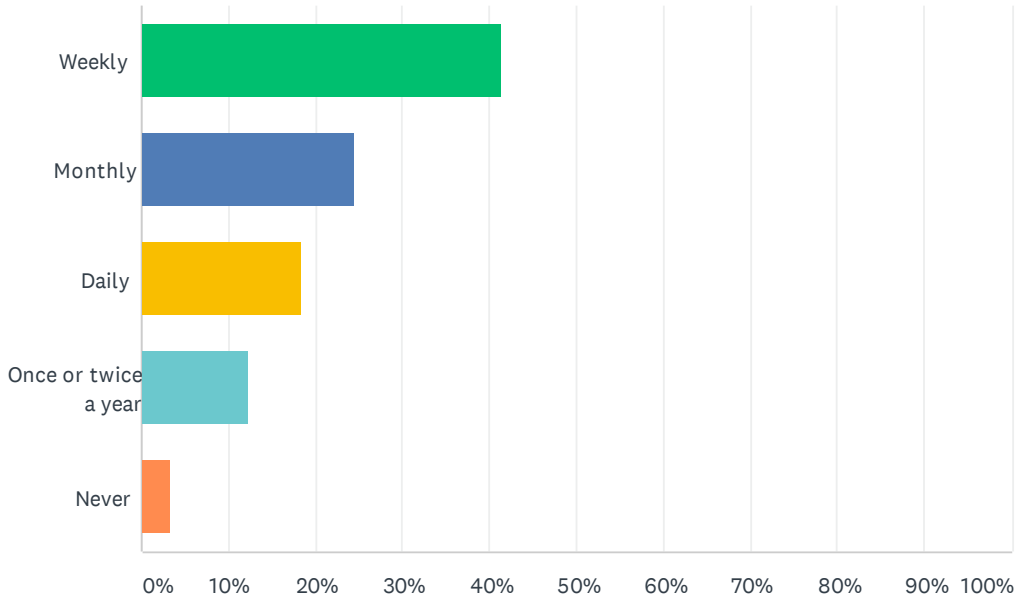
ANSWER CHOICES	RESPONSES	
Family fun nights	68.31%	194
Reading strategies	40.14%	114
Math strategies	40.14%	114
Homework help	30.63%	87
Volunteer opportunities	22.54%	64
Social media awareness	22.54%	64
Transition to middle school	20.07%	57
Managing behavior at home	19.72%	56
FOCUS support	14.79%	42
Mental health resources	14.08%	40
School Advisory Council (SAC) or Parent-Teacher Organization (PTO/PTA)	11.27%	32
Technology assistance	10.56%	30
Father engagement	9.86%	28
Community resources	9.51%	27
Grandparents raising grandchildren	5.99%	17
Mentoring a student	4.58%	13
Total Respondents: 284		

Q13 In what ways can family engagement be strengthened at your child's school?

Answered: 147 Skipped: 221

Q14 How often do you communicate with your child's teachers?

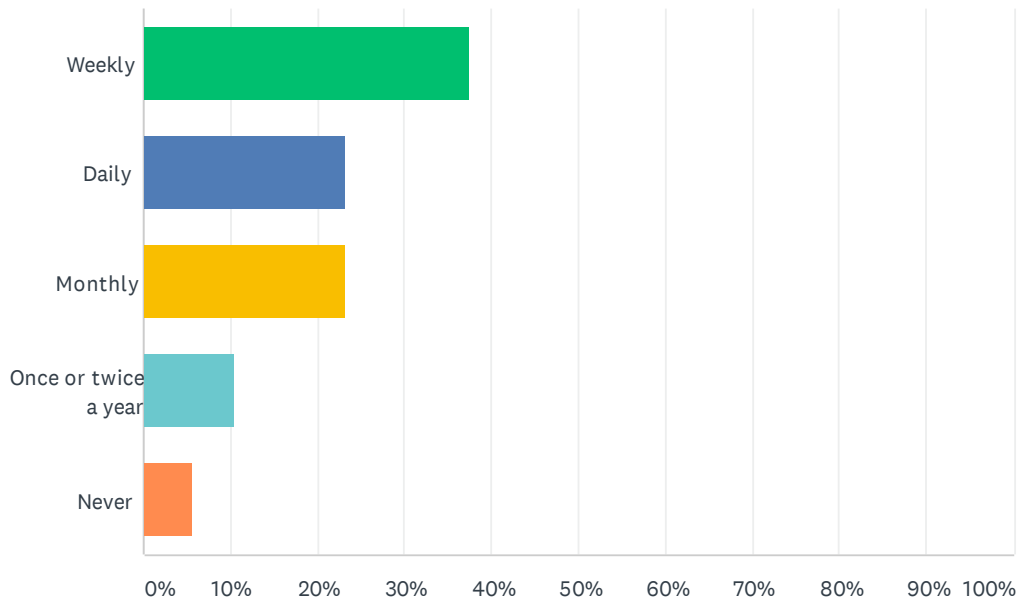
Answered: 299 Skipped: 69



ANSWER CHOICES	RESPONSES	
Weekly	41.47%	124
Monthly	24.41%	73
Daily	18.39%	55
Once or twice a year	12.37%	37
Never	3.34%	10
TOTAL		299

Q15 How often does your child's teacher communicate with you about your child's progress?

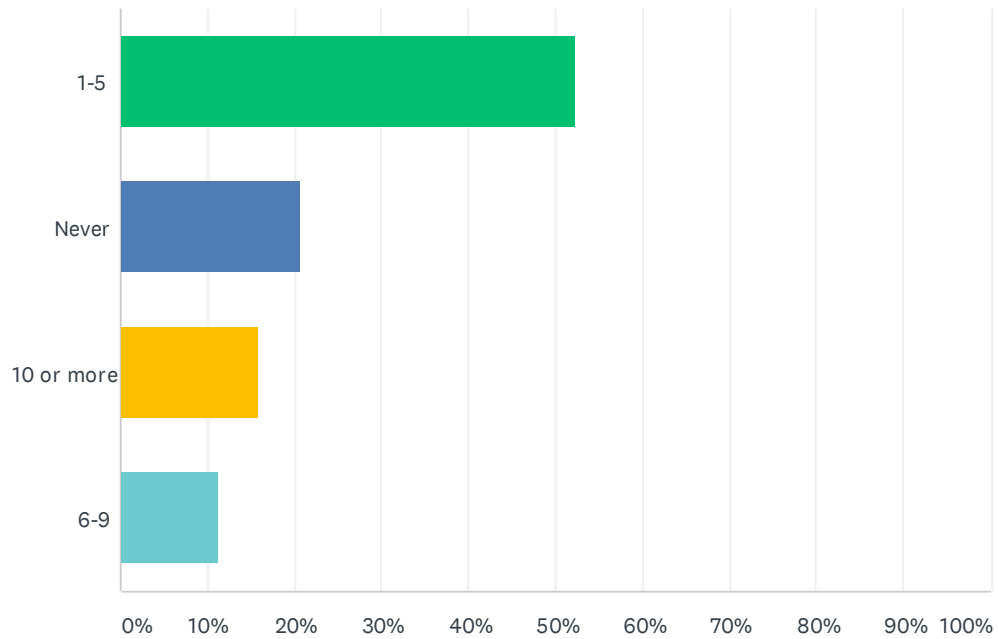
Answered: 305 Skipped: 63



ANSWER CHOICES	RESPONSES	
Weekly	37.38%	114
Daily	23.28%	71
Monthly	23.28%	71
Once or twice a year	10.49%	32
Never	5.57%	17
TOTAL		305

Q16 How many times per month do you access your child's grades and attendance information through FOCUS?

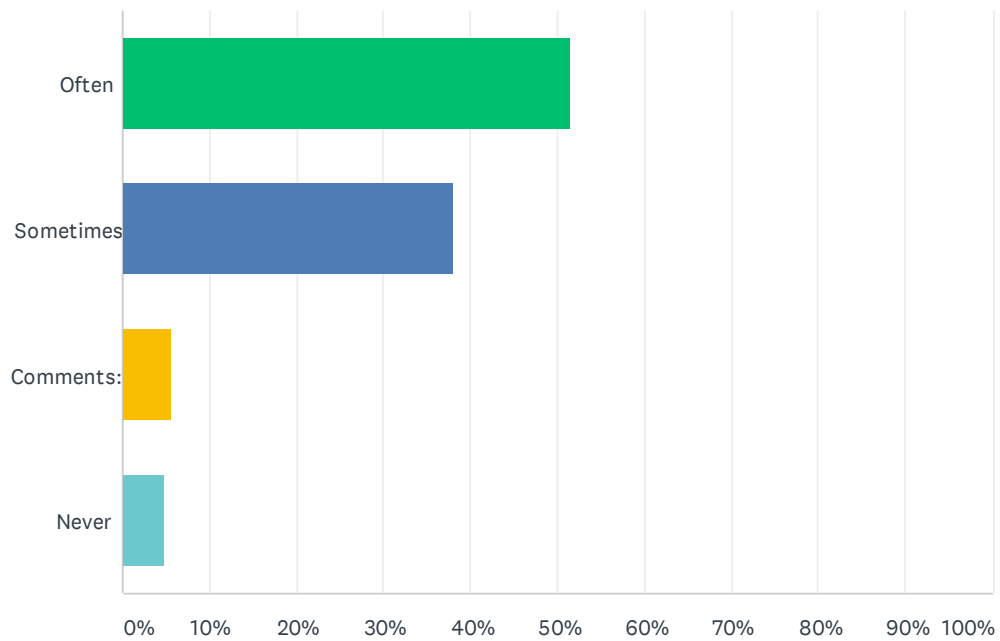
Answered: 310 Skipped: 58



ANSWER CHOICES	RESPONSES	
1-5	52.26%	162
Never	20.65%	64
10 or more	15.81%	49
6-9	11.29%	35
TOTAL		310

Q17 How often does your child's school or teachers provide you with information about ways you can help your child's learning at home?

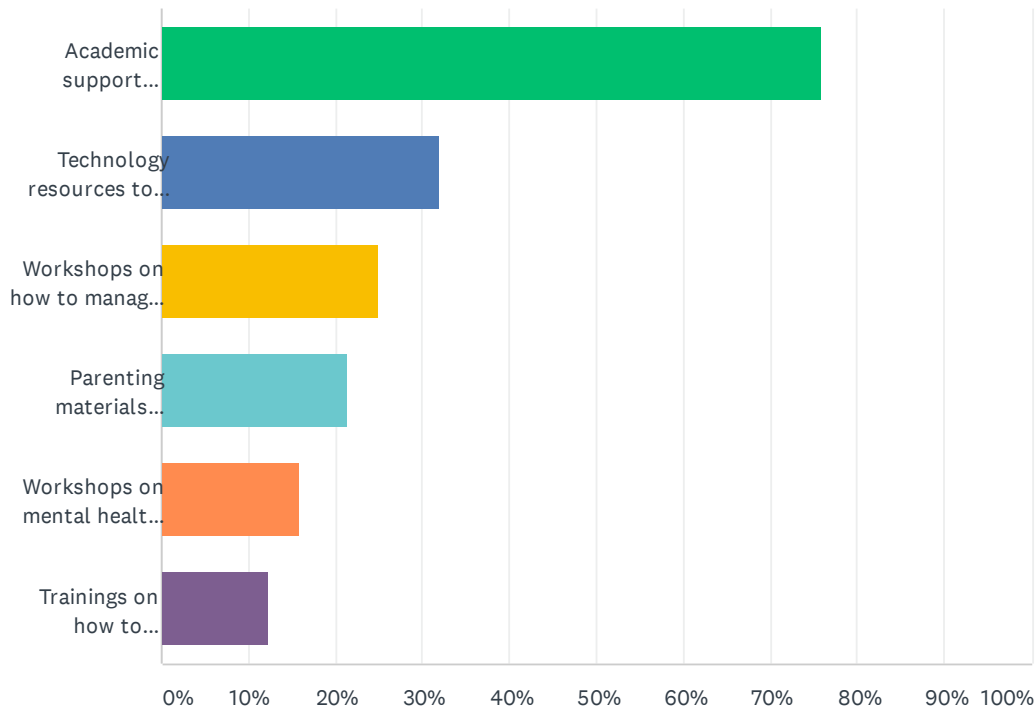
Answered: 313 Skipped: 55



ANSWER CHOICES	RESPONSES	
Often	51.44%	161
Sometimes	38.02%	119
Comments:	5.75%	18
Never	4.79%	15
TOTAL		313

Q18 What types of family engagement resources would you use if they were provided at your school?

Answered: 253 Skipped: 115



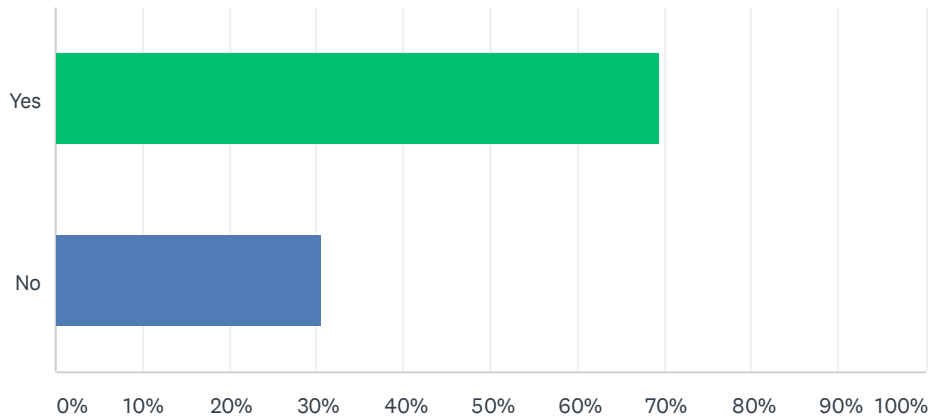
ANSWER CHOICES	RESPONSES	
Academic support materials for families to use at home	75.89%	192
Technology resources to support learning at home	32.02%	81
Workshops on how to manage behaviors at home	24.90%	63
Parenting materials (articles and books for check out)	21.34%	54
Workshops on mental health resources	15.81%	40
Trainings on how to participate in school decision-making committees	12.25%	31
Total Respondents: 253		

Q19 What can Brevard Public Schools do to ensure your child is successful in elementary school?

Answered: 158 Skipped: 210

Q20 Have you been given opportunities to provide input and feedback into school decisions (school improvement, Title I services, event planning, discipline)?

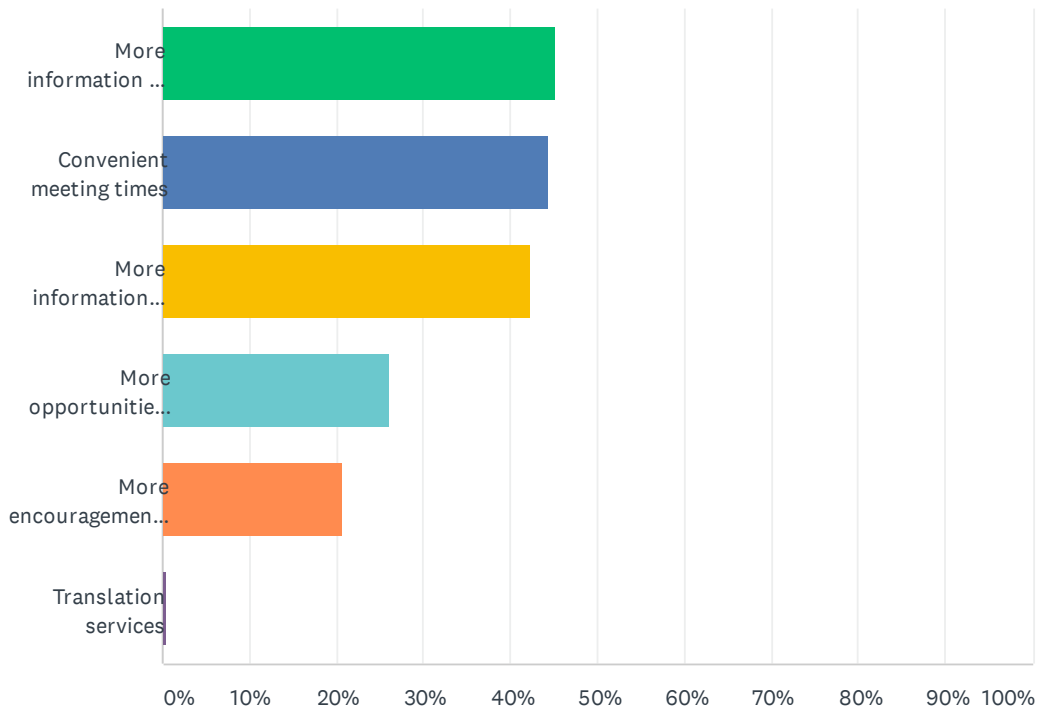
Answered: 304 Skipped: 64



ANSWER CHOICES	RESPONSES	
Yes	69.41%	211
No	30.59%	93
TOTAL		304

Q21 How could your school assist you in playing a more active role in school decision-making?

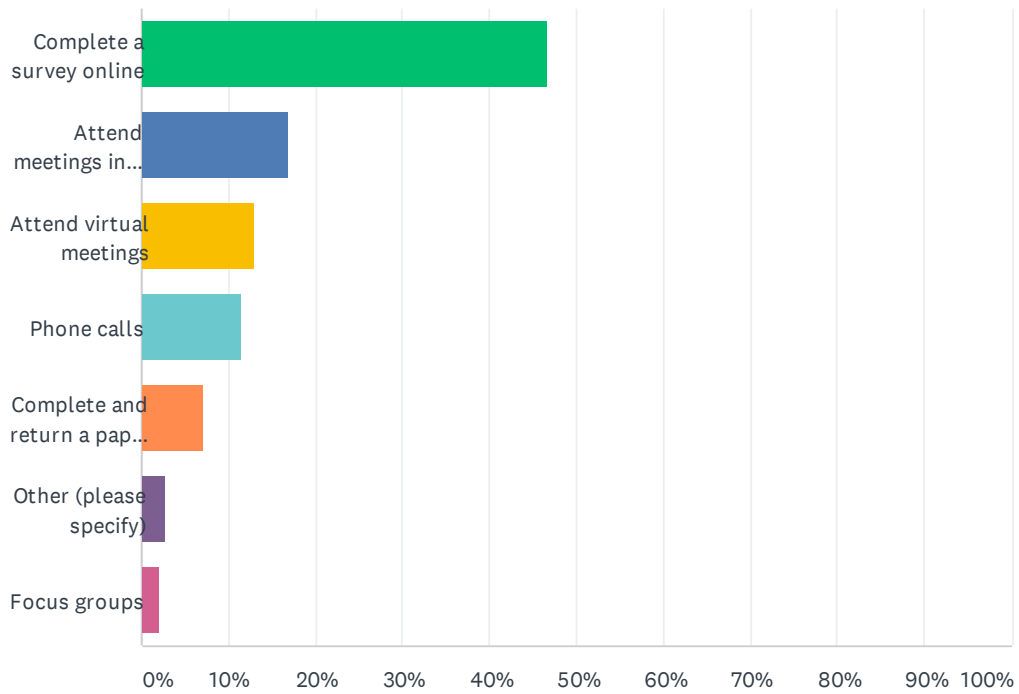
Answered: 241 Skipped: 127



ANSWER CHOICES	RESPONSES
More information on how to become engaged	45.23% 109
Convenient meeting times	44.40% 107
More information about school issues to be addressed	42.32% 102
More opportunities to share my opinion about school issues	26.14% 63
More encouragement from the school to become engaged	20.75% 50
Translation services	0.41% 1
Total Respondents: 241	

Q22 What is the best way for you to provide input regarding your child's school?

Answered: 294 Skipped: 74



ANSWER CHOICES	RESPONSES	
Complete a survey online	46.60%	137
Attend meetings in person	17.01%	50
Attend virtual meetings	12.93%	38
Phone calls	11.56%	34
Complete and return a paper survey	7.14%	21
Other (please specify)	2.72%	8
Focus groups	2.04%	6
TOTAL		294

Q23 What do you feel is working well at your child's school? (This is your chance to brag about your school and share what you like about it!)

Answered: 177 Skipped: 191

Q24 What do you feel is not working, difficult, and/or needs improvement at your child's school? (This is your chance to tell us what you would like to see changed.)

Answered: 148 Skipped: 220