

Q1 What school does your child attend?

Answered: 169 Skipped: 0



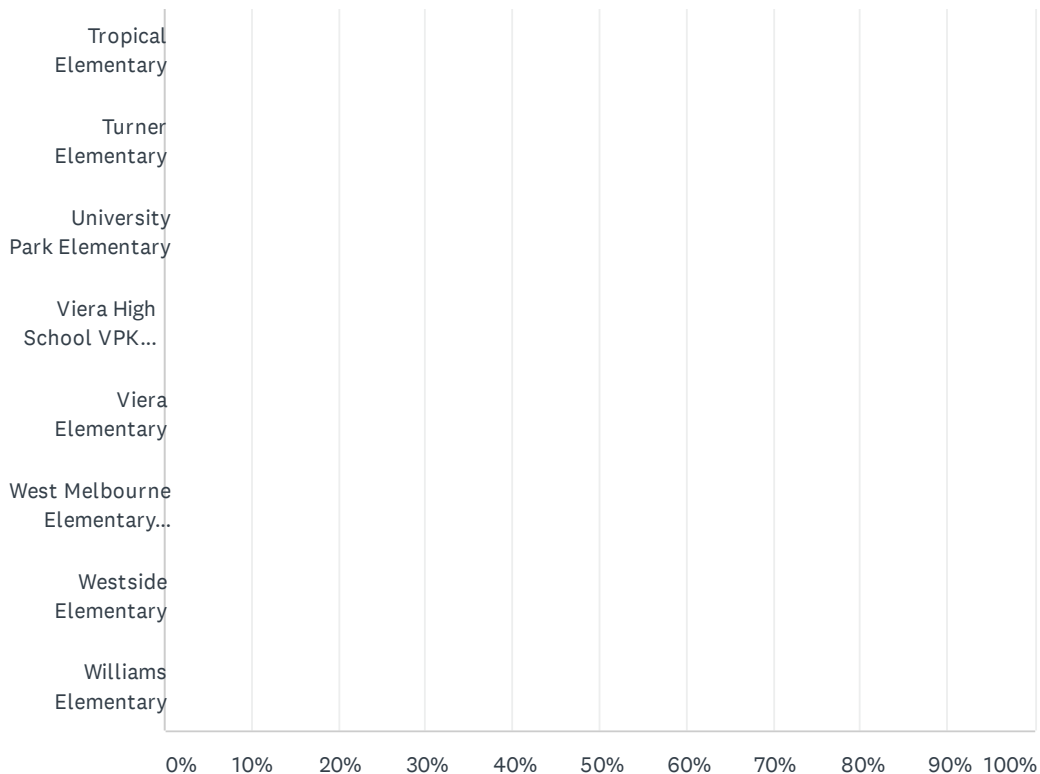
Brevard Public Schools Elementary Parent Survey 2020-2021

Elementary									
Fieldston Preparatory									
Freedom 7 Elementary									
Gemini Elementary									
Golfview Elementary									
Harbor City Elementary									
Holland Elementary									
Imperial Estates...									
Indialantic Elementary									
Jupiter Elementary									
Lockmar Elementary									
Longleaf Elementary									
Manatee Elementary									
McAuliffe Elementary									
Meadowlane Intermediate...									
Meadowlane Primary...									
Merritt Island High School ...									
MILA Elementary									
Mims Elementary									
Pathways at Gardendale...									
Oak Park Elementary									
Osceola									

Brevard Public Schools Elementary Parent Survey 2020-2021

Ocean Breeze Elementary									
Palm Bay Elementary									
Palm Bay High School VPK...									
Pinewood Elementary									
Port Malabar Elementary									
Quest Elementary...									
Riverdale Country Day...									
Riviera Elementary									
Roosevelt Elementary									
Sabal Elementary									
Satellite High School VPK...									
Saturn Elementary									
Sea Park Elementary									
Sherwood Elementary									
Pathways at Pine Grove...									
South Area Head Start									
South Lake Elementary									
Stevenson Elementary									
Sunrise Elementary									
Suntree Elementary									
Surfside Elementary									

Brevard Public Schools Elementary Parent Survey 2020-2021



Brevard Public Schools Elementary Parent Survey 2020-2021

ANSWER CHOICES	RESPONSES	
Audubon Elementary	100.00%	169
Allen, Roy Elementary	0.00%	0
Andersen Elementary	0.00%	0
Apollo Elementary	0.00%	0
Atlantis Elementary	0.00%	0
Brevard Virtual Instruction Program (BVIP)	0.00%	0
Cambridge Elementary Magnet	0.00%	0
Cape View Elementary	0.00%	0
Carroll, Lewis Elementary	0.00%	0
Challenger 7 Elementary	0.00%	0
Columbia Elementary	0.00%	0
Coquina Elementary	0.00%	0
Dr W. J. Creel Elementary	0.00%	0
Croton Elementary	0.00%	0
Discovery Elementary	0.00%	0
Endeavour Elementary	0.00%	0
Eau Gallie High School VPK program	0.00%	0
Enterprise Elementary	0.00%	0
Fairglen Elementary	0.00%	0
Fieldston Preparatory	0.00%	0
Freedom 7 Elementary	0.00%	0
Gemini Elementary	0.00%	0
Golfview Elementary	0.00%	0
Harbor City Elementary	0.00%	0
Holland Elementary	0.00%	0
Imperial Estates Elementary	0.00%	0
Indialantic Elementary	0.00%	0
Jupiter Elementary	0.00%	0
Lockmar Elementary	0.00%	0
Longleaf Elementary	0.00%	0
Manatee Elementary	0.00%	0
McAuliffe Elementary	0.00%	0

Brevard Public Schools Elementary Parent Survey 2020-2021

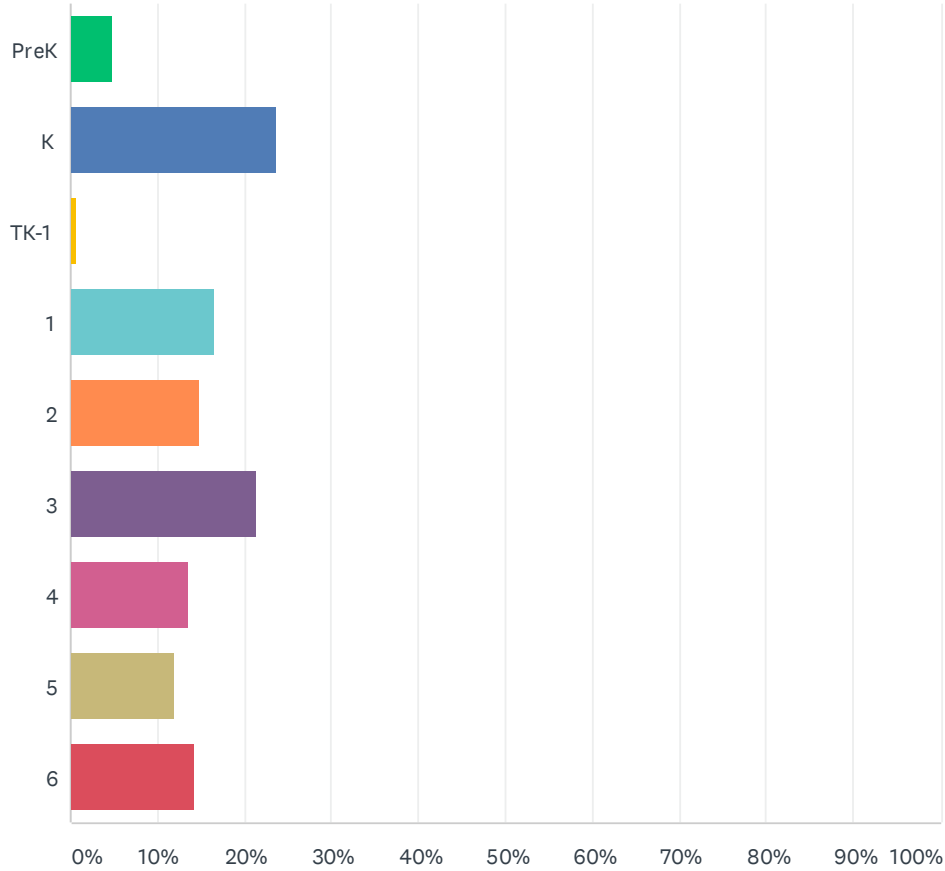
Meadowlane Intermediate Elementary	0.00%	0
Meadowlane Primary Elementary	0.00%	0
Merritt Island High School VPK program	0.00%	0
MILA Elementary	0.00%	0
Mims Elementary	0.00%	0
Pathways at Gardendale (North/Central Area Alternative Center)	0.00%	0
Oak Park Elementary	0.00%	0
Ocean Breeze Elementary	0.00%	0
Palm Bay Elementary	0.00%	0
Palm Bay High School VPK program	0.00%	0
Pinewood Elementary	0.00%	0
Port Malabar Elementary	0.00%	0
Quest Elementary School	0.00%	0
Riverdale Country Day School	0.00%	0
Riviera Elementary	0.00%	0
Roosevelt Elementary	0.00%	0
Sabal Elementary	0.00%	0
Satellite High School VPK program	0.00%	0
Saturn Elementary	0.00%	0
Sea Park Elementary	0.00%	0
Sherwood Elementary	0.00%	0
Pathways at Pine Grove (South Area Alternative Center)	0.00%	0
South Area Head Start	0.00%	0
South Lake Elementary	0.00%	0
Stevenson Elementary	0.00%	0
Sunrise Elementary	0.00%	0
Suntree Elementary	0.00%	0
Surfside Elementary	0.00%	0
Tropical Elementary	0.00%	0
Turner Elementary	0.00%	0
University Park Elementary	0.00%	0
Viera High School VPK program	0.00%	0
Viera Elementary	0.00%	0
West Melbourne Elementary School for Science	0.00%	0

Brevard Public Schools Elementary Parent Survey 2020-2021

Westside Elementary	0.00%	0
Williams Elementary	0.00%	0
TOTAL		169

Q2 What is your child's current grade level?

Answered: 169 Skipped: 0

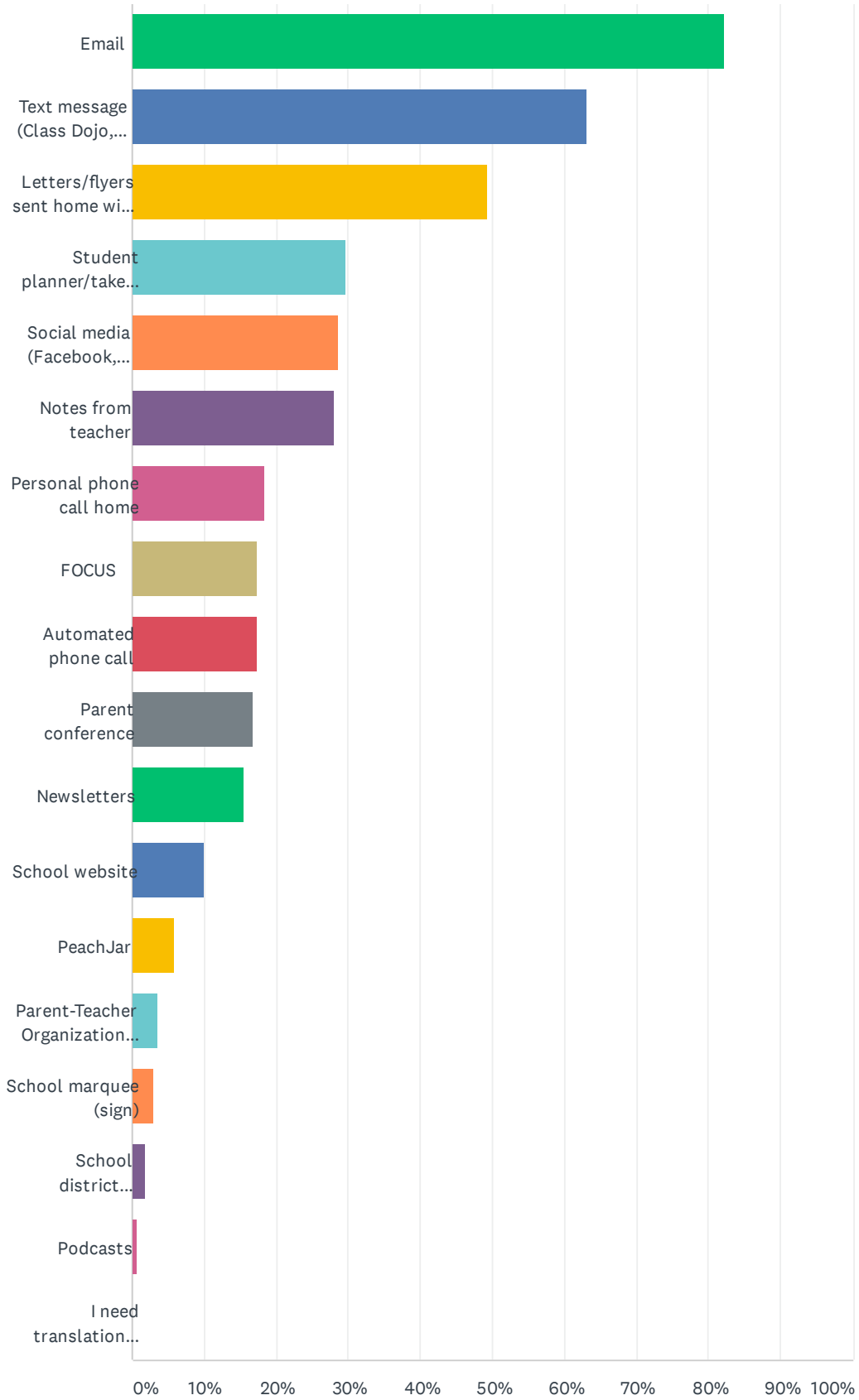


ANSWER CHOICES	RESPONSES	
PreK	4.73%	8
K	23.67%	40
TK-1	0.59%	1
1	16.57%	28
2	14.79%	25
3	21.30%	36
4	13.61%	23
5	11.83%	20
6	14.20%	24
Total Respondents: 169		

Q3 What is the best way for us to get important information regarding school events and/or your child's progress from the school? (check all that apply)

Answered: 168 Skipped: 1

Brevard Public Schools Elementary Parent Survey 2020-2021

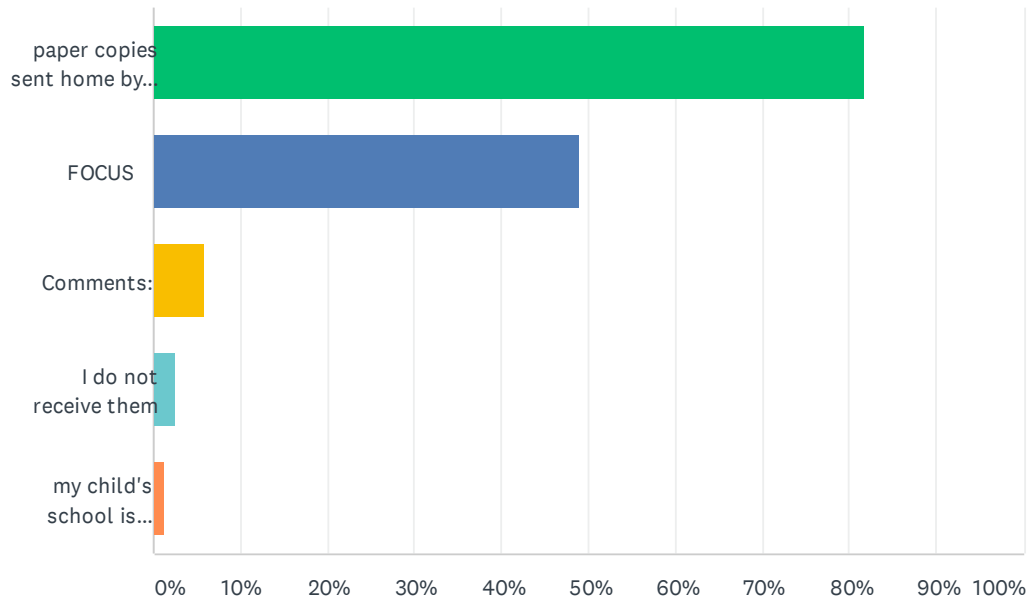


Brevard Public Schools Elementary Parent Survey 2020-2021

ANSWER CHOICES	RESPONSES	
Email	82.14%	138
Text message (Class Dojo, Remind)	63.10%	106
Letters/flyers sent home with students	49.40%	83
Student planner/take-home folder	29.76%	50
Social media (Facebook, Twitter)	28.57%	48
Notes from teacher	27.98%	47
Personal phone call home	18.45%	31
FOCUS	17.26%	29
Automated phone call	17.26%	29
Parent conference	16.67%	28
Newsletters	15.48%	26
School website	10.12%	17
PeachJar	5.95%	10
Parent-Teacher Organization (PTO/PTA)	3.57%	6
School marquee (sign)	2.98%	5
School district website	1.79%	3
Podcasts	0.60%	1
I need translation assistance	0.00%	0
Total Respondents: 168		

Q4 How do you receive interim reports and report cards?

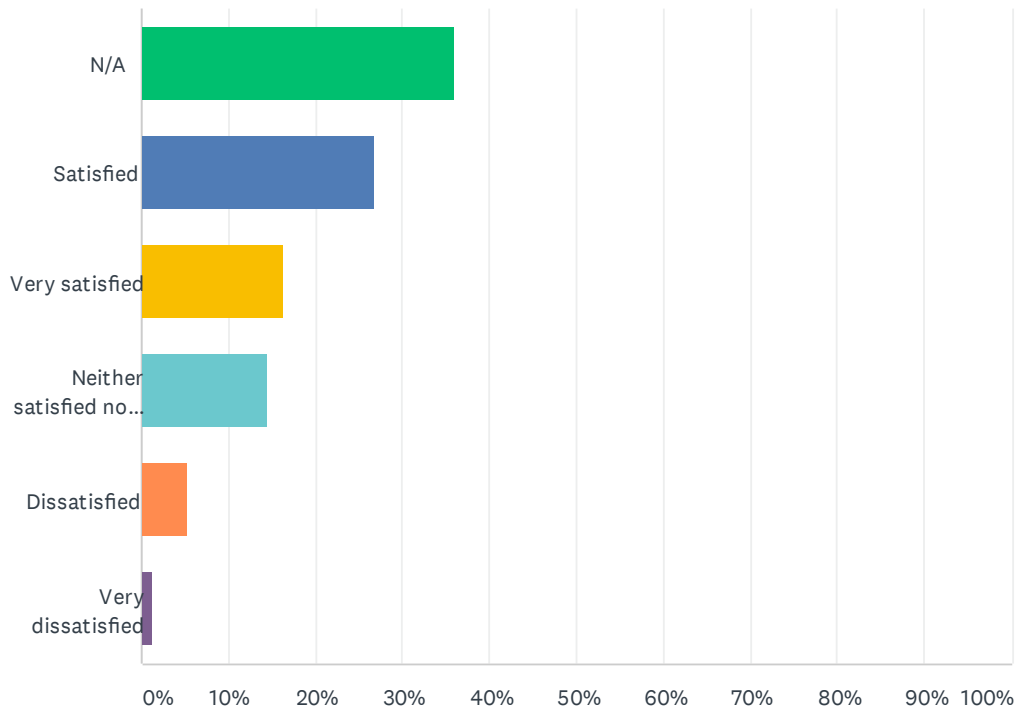
Answered: 153 Skipped: 16



ANSWER CHOICES	RESPONSES	
paper copies sent home by the school	81.70%	125
FOCUS	49.02%	75
Comments:	5.88%	9
I do not receive them	2.61%	4
my child's school is paperless	1.31%	2
Total Respondents: 153		

Q5 Please rate your overall experience with Brevard Public School's eLearning program.

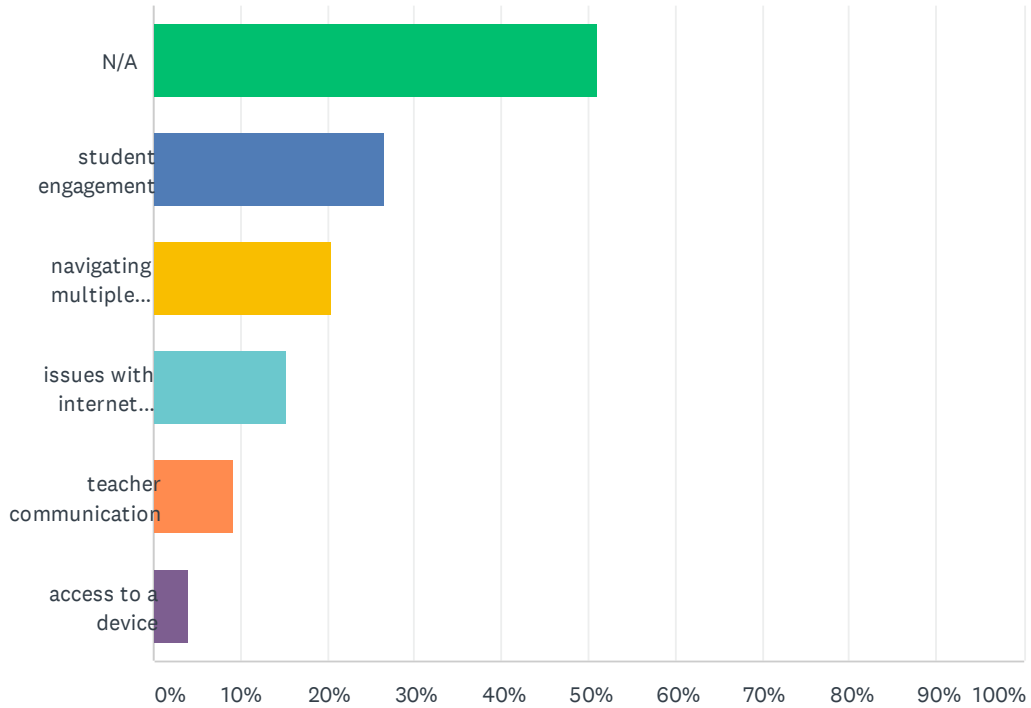
Answered: 153 Skipped: 16



ANSWER CHOICES	RESPONSES	
N/A	35.95%	55
Satisfied	26.80%	41
Very satisfied	16.34%	25
Neither satisfied nor dissatisfied	14.38%	22
Dissatisfied	5.23%	8
Very dissatisfied	1.31%	2
TOTAL		153

Q6 What has been the biggest challenge with the eLearning environment?

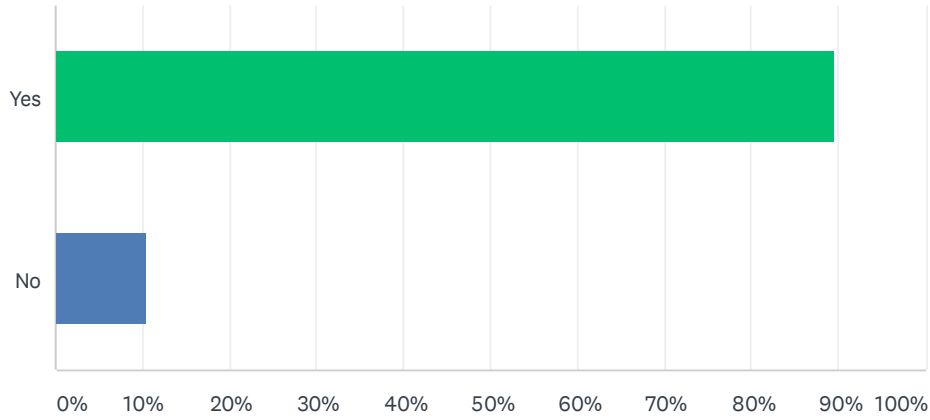
Answered: 151 Skipped: 18



ANSWER CHOICES	RESPONSES	
N/A	50.99%	77
student engagement	26.49%	40
navigating multiple learning platforms (Google Classroom, FOCUS, etc)	20.53%	31
issues with internet connection	15.23%	23
teacher communication	9.27%	14
access to a device	3.97%	6
Total Respondents: 151		

Q7 Do you feel welcome at your child's school?

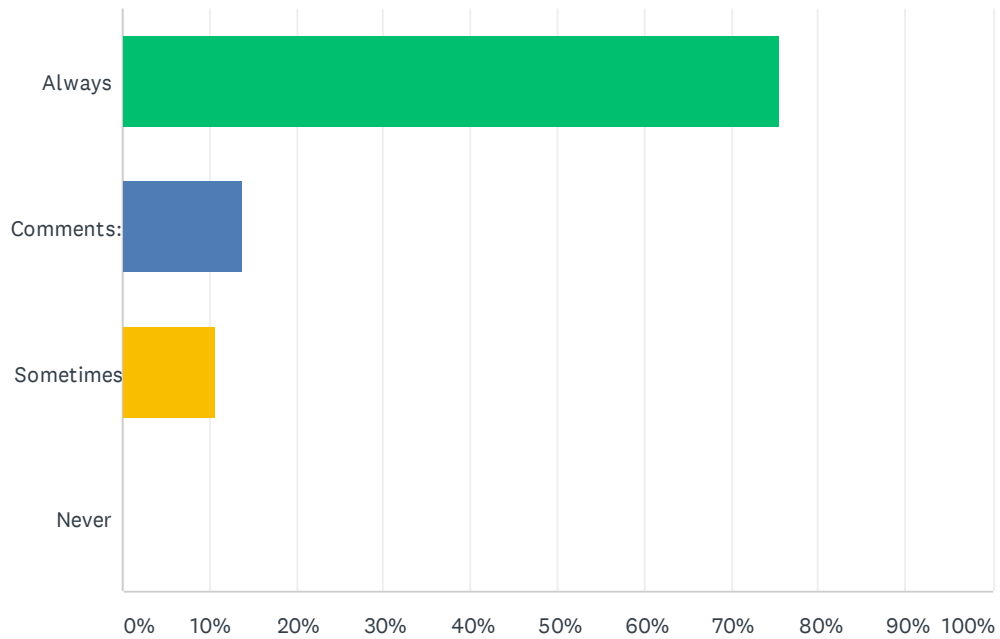
Answered: 152 Skipped: 17



ANSWER CHOICES	RESPONSES
Yes	89.47% 136
No	10.53% 16
TOTAL	152

Q8 The office staff at my school is polite and is helpful in answering my questions or concerns.

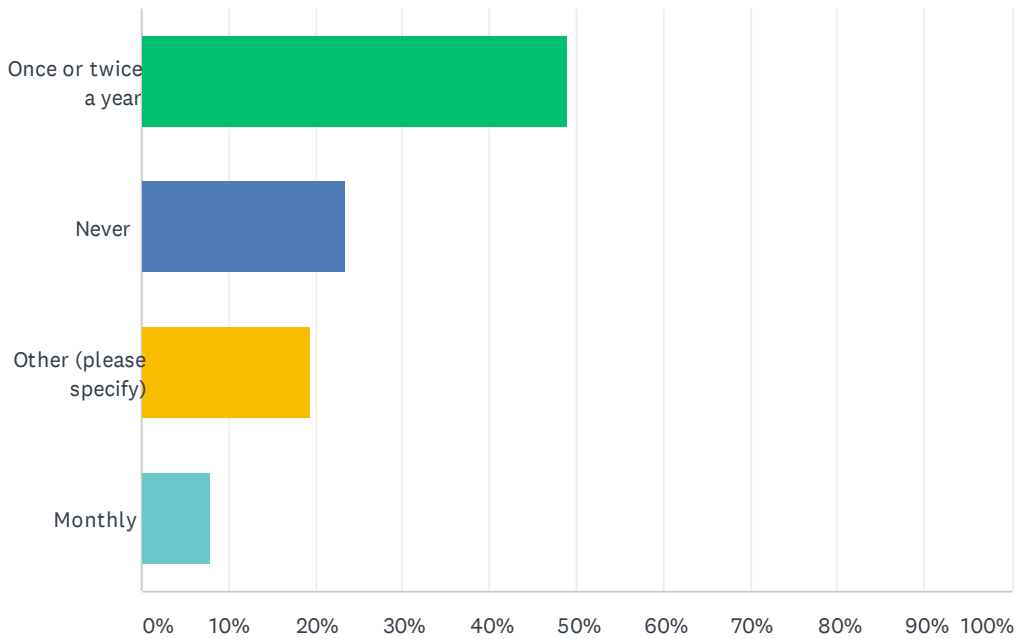
Answered: 151 Skipped: 18



ANSWER CHOICES	RESPONSES	
Always	75.50%	114
Comments:	13.91%	21
Sometimes	10.60%	16
Never	0.00%	0
TOTAL		151

Q9 In the past year, how often did you attend a parent meeting or event at your child's school that supported your child's academic success?

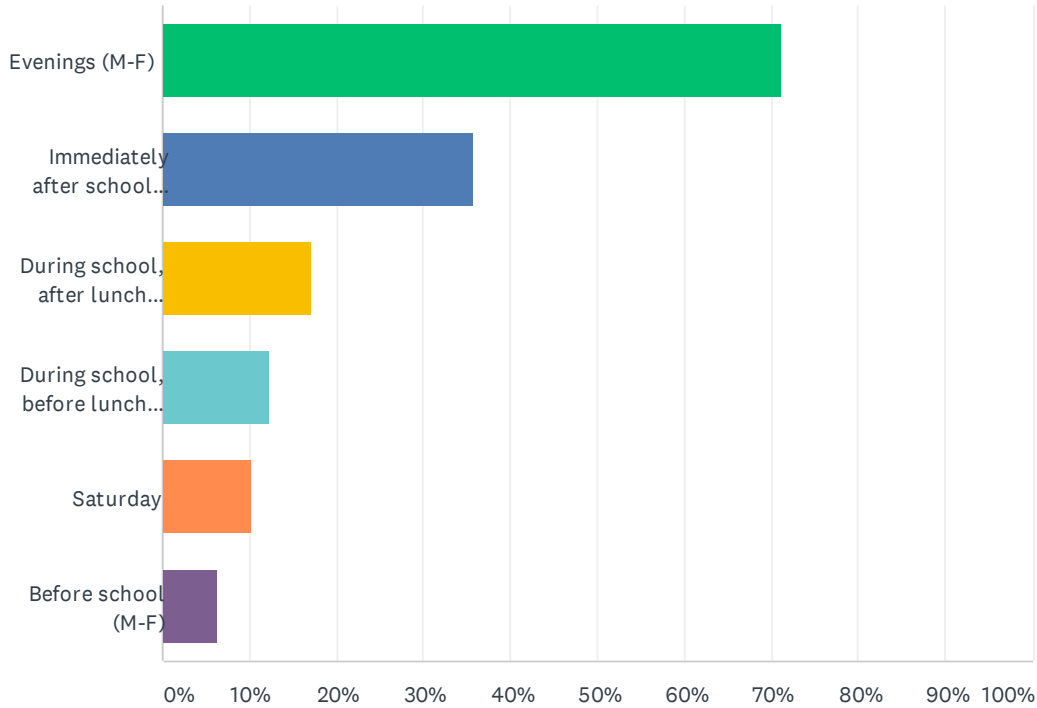
Answered: 149 Skipped: 20



ANSWER CHOICES	RESPONSES	
Once or twice a year	48.99%	73
Never	23.49%	35
Other (please specify)	19.46%	29
Monthly	8.05%	12
TOTAL		149

Q10 When is the best time for you to attend a school event for families?

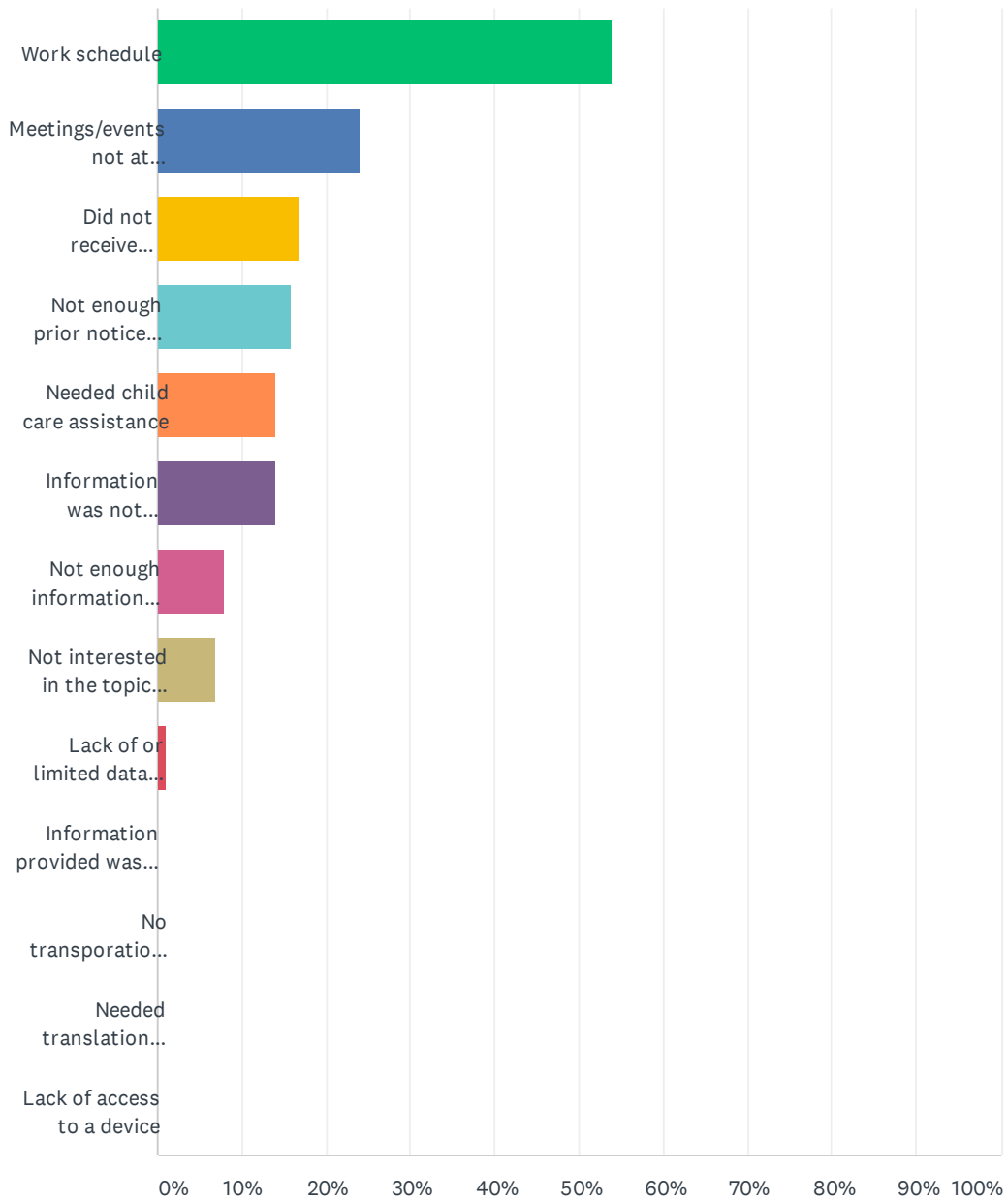
Answered: 145 Skipped: 24



ANSWER CHOICES	RESPONSES	
Evenings (M-F)	71.03%	103
Immediately after school (M-F)	35.86%	52
During school, after lunch (M-F)	17.24%	25
During school, before lunch (M-F)	12.41%	18
Saturday	10.34%	15
Before school (M-F)	6.21%	9
Total Respondents: 145		

Q11 If you were unable to attend informational meetings or academic events, please share why. (Check all that apply)

Answered: 100 Skipped: 69

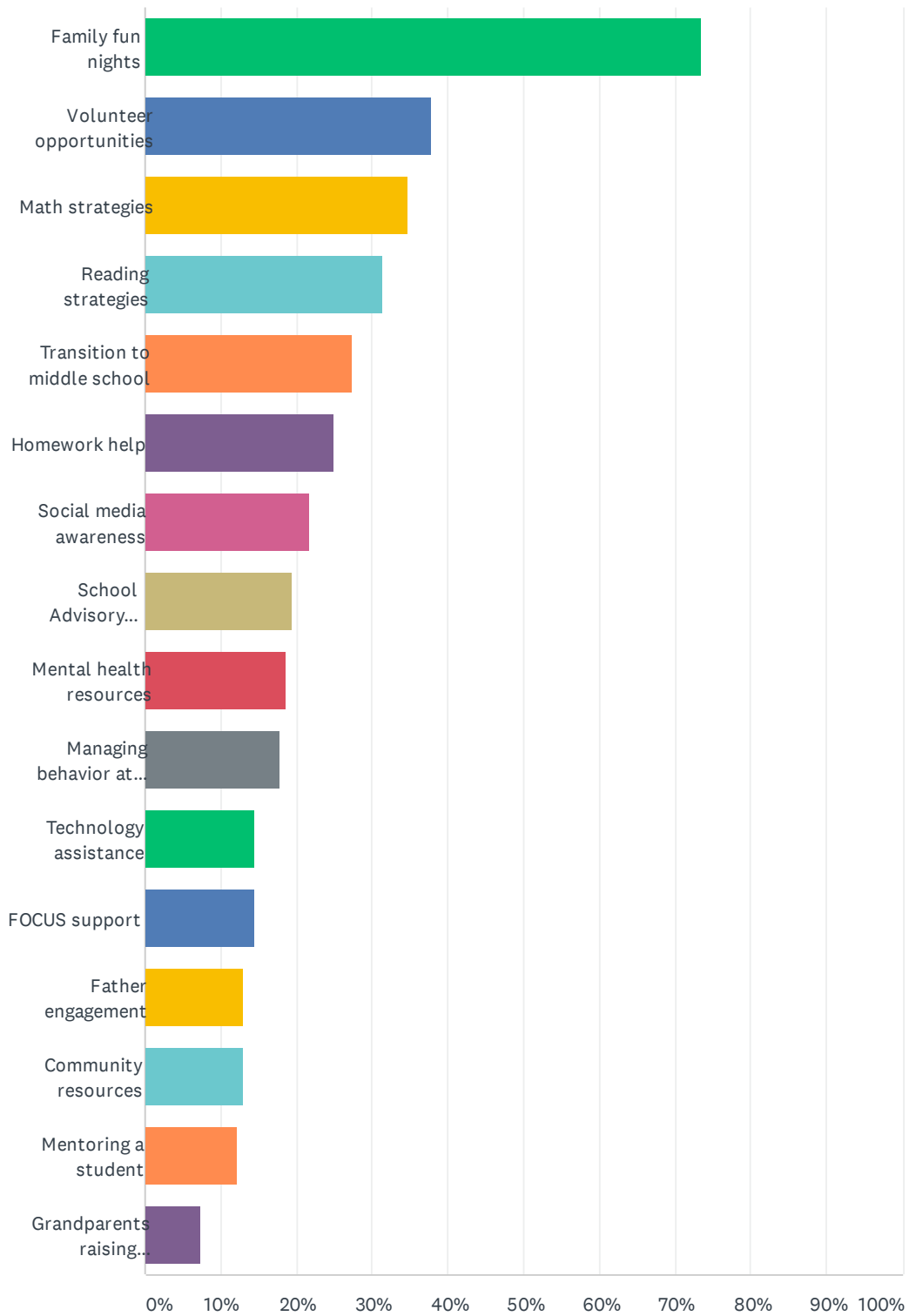


Brevard Public Schools Elementary Parent Survey 2020-2021

ANSWER CHOICES	RESPONSES	
Work schedule	54.00%	54
Meetings/events not at convenient times	24.00%	24
Did not receive information about meetings/events	17.00%	17
Not enough prior notice provided	16.00%	16
Needed child care assistance	14.00%	14
Information was not relevant to me/my child	14.00%	14
Not enough information provided	8.00%	8
Not interested in the topics presented	7.00%	7
Lack of or limited data plan	1.00%	1
Information provided was difficult to understand	0.00%	0
No transportation to get to meetings/events	0.00%	0
Needed translation services	0.00%	0
Lack of access to a device	0.00%	0
Total Respondents: 100		

Q12 Which of the following informational meetings and activities would you participate in or attend?

Answered: 124 Skipped: 45



Brevard Public Schools Elementary Parent Survey 2020-2021

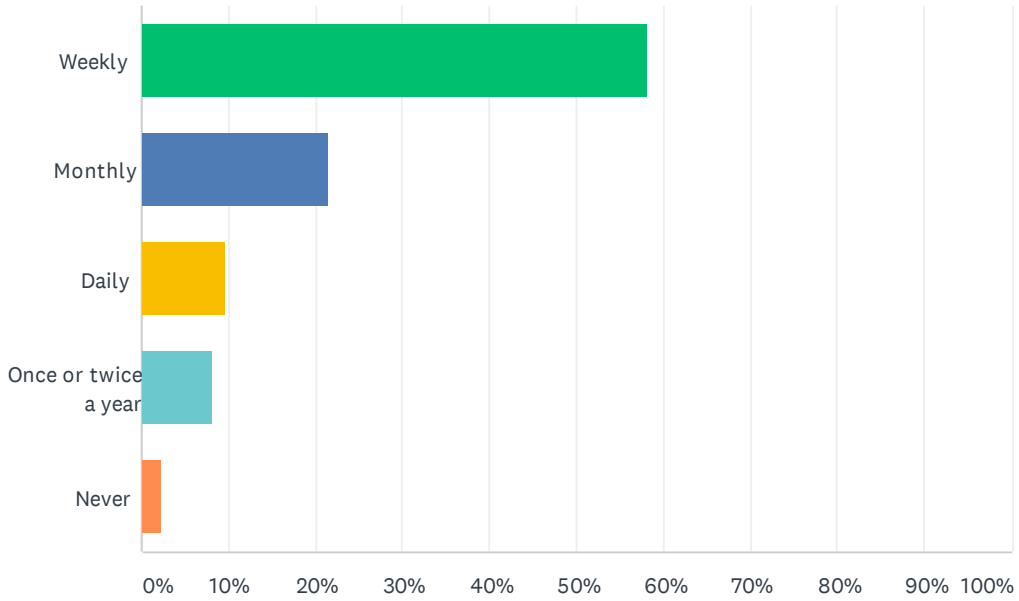
ANSWER CHOICES	RESPONSES	
Family fun nights	73.39%	91
Volunteer opportunities	37.90%	47
Math strategies	34.68%	43
Reading strategies	31.45%	39
Transition to middle school	27.42%	34
Homework help	25.00%	31
Social media awareness	21.77%	27
School Advisory Council (SAC) or Parent-Teacher Organization (PTO/PTA)	19.35%	24
Mental health resources	18.55%	23
Managing behavior at home	17.74%	22
Technology assistance	14.52%	18
FOCUS support	14.52%	18
Father engagement	12.90%	16
Community resources	12.90%	16
Mentoring a student	12.10%	15
Grandparents raising grandchildren	7.26%	9
Total Respondents: 124		

Q13 In what ways can family engagement be strengthened at your child's school?

Answered: 59 Skipped: 110

Q14 How often do you communicate with your child's teachers?

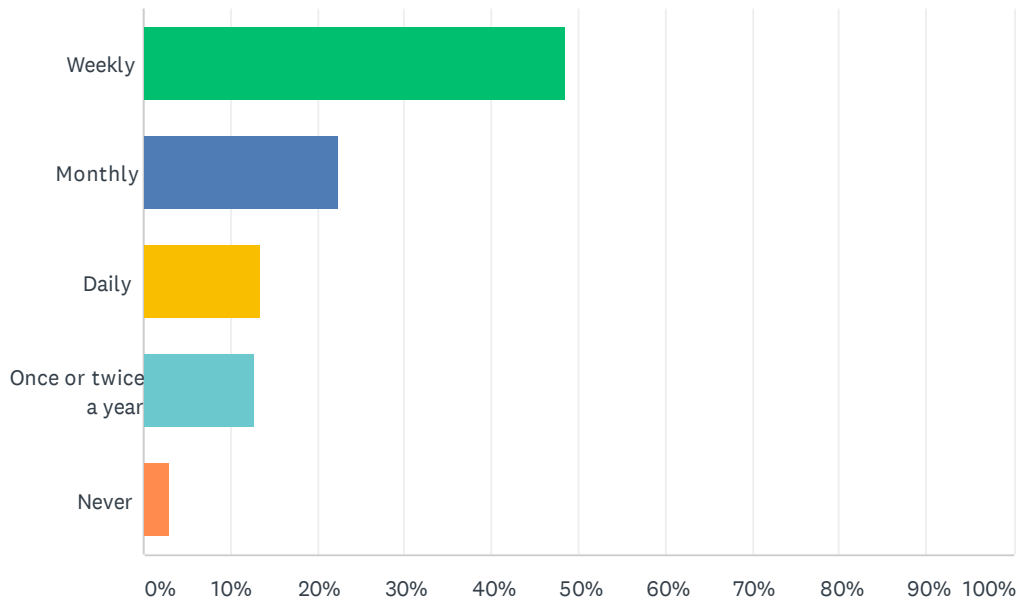
Answered: 134 Skipped: 35



ANSWER CHOICES	RESPONSES	
Weekly	58.21%	78
Monthly	21.64%	29
Daily	9.70%	13
Once or twice a year	8.21%	11
Never	2.24%	3
TOTAL		134

Q15 How often does your child's teacher communicate with you about your child's progress?

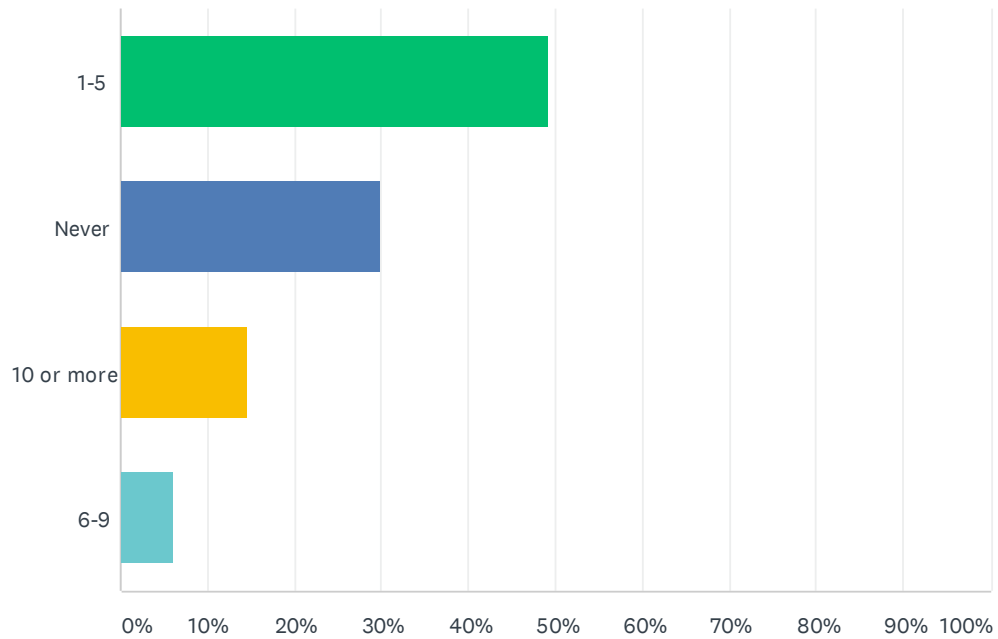
Answered: 134 Skipped: 35



ANSWER CHOICES	RESPONSES	
Weekly	48.51%	65
Monthly	22.39%	30
Daily	13.43%	18
Once or twice a year	12.69%	17
Never	2.99%	4
TOTAL		134

Q16 How many times per month do you access your child's grades and attendance information through FOCUS?

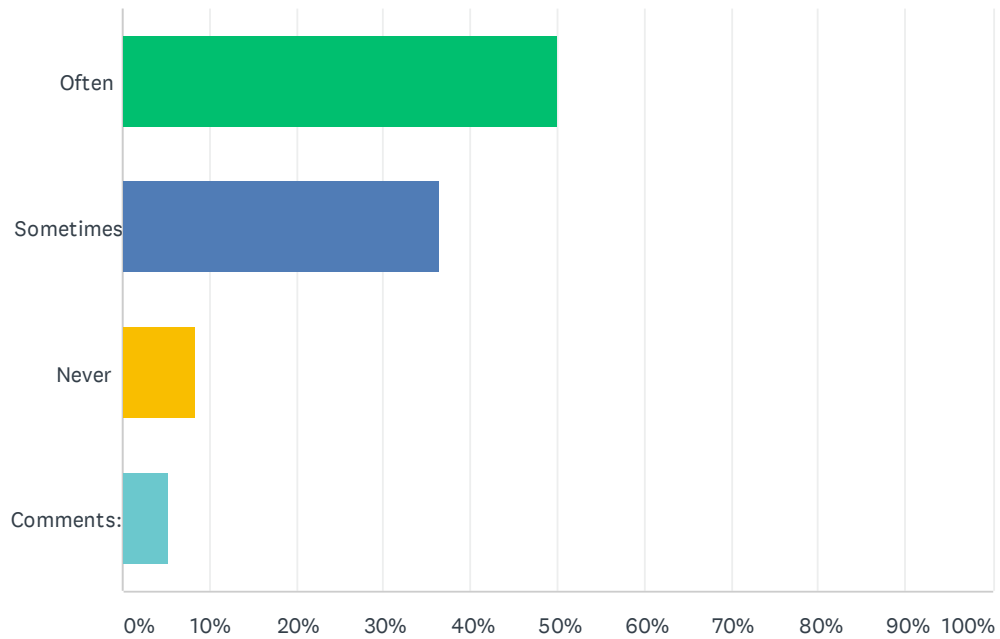
Answered: 130 Skipped: 39



ANSWER CHOICES	RESPONSES	
1-5	49.23%	64
Never	30.00%	39
10 or more	14.62%	19
6-9	6.15%	8
TOTAL		130

Q17 How often does your child's school or teachers provide you with information about ways you can help your child's learning at home?

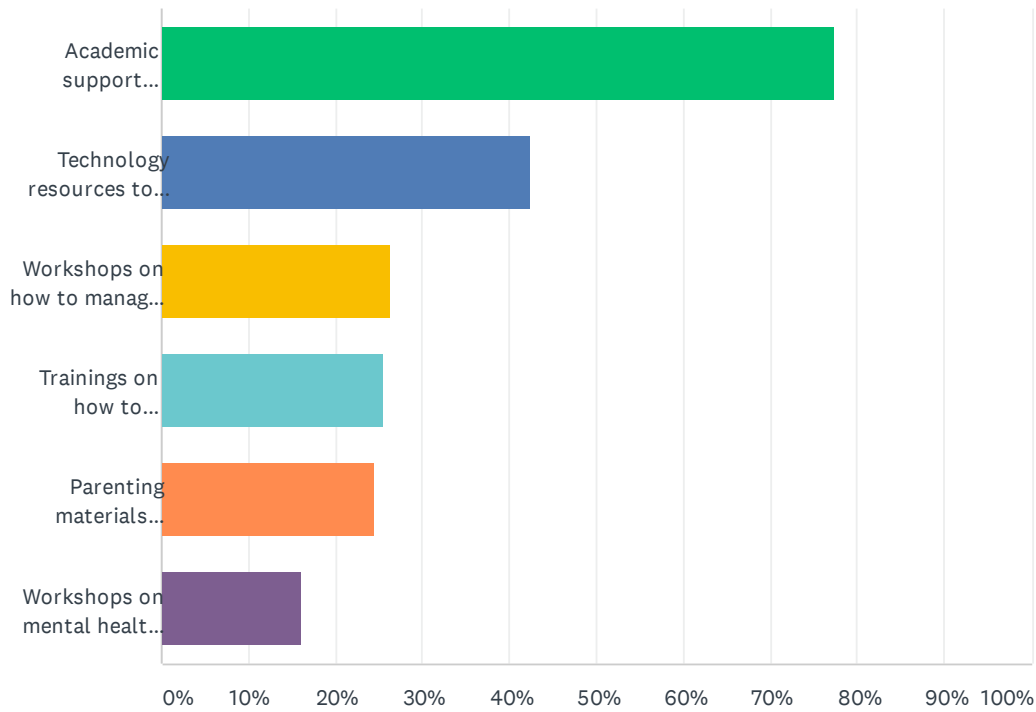
Answered: 132 Skipped: 37



ANSWER CHOICES	RESPONSES	
Often	50.00%	66
Sometimes	36.36%	48
Never	8.33%	11
Comments:	5.30%	7
TOTAL		132

Q18 What types of family engagement resources would you use if they were provided at your school?

Answered: 106 Skipped: 63



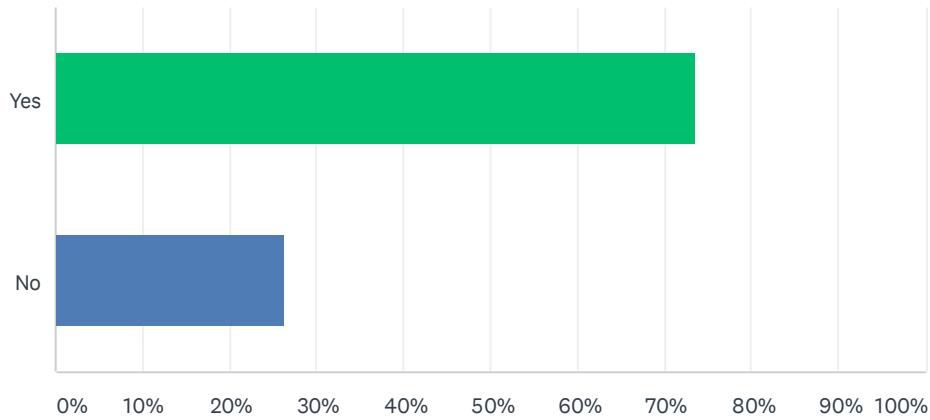
ANSWER CHOICES	RESPONSES	
Academic support materials for families to use at home	77.36%	82
Technology resources to support learning at home	42.45%	45
Workshops on how to manage behaviors at home	26.42%	28
Trainings on how to participate in school decision-making committees	25.47%	27
Parenting materials (articles and books for check out)	24.53%	26
Workshops on mental health resources	16.04%	17
Total Respondents: 106		

Q19 What can Brevard Public Schools do to ensure your child is successful in elementary school?

Answered: 65 Skipped: 104

Q20 Have you been given opportunities to provide input and feedback into school decisions (school improvement, Title I services, event planning, discipline)?

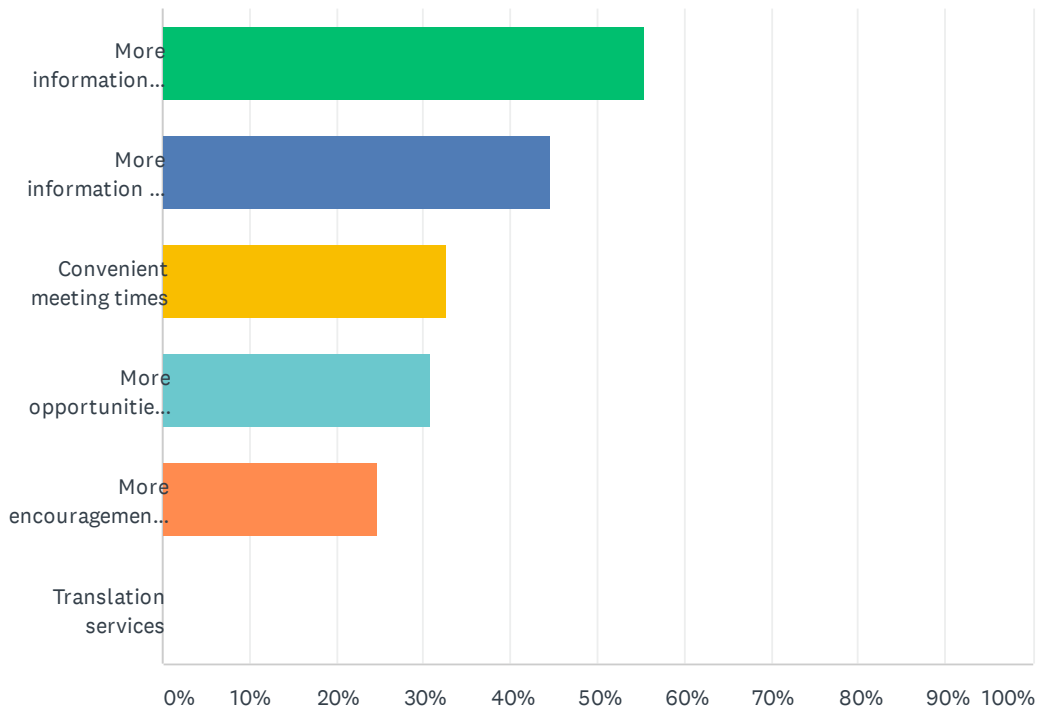
Answered: 129 Skipped: 40



ANSWER CHOICES	RESPONSES	
Yes	73.64%	95
No	26.36%	34
TOTAL		129

Q21 How could your school assist you in playing a more active role in school decision-making?

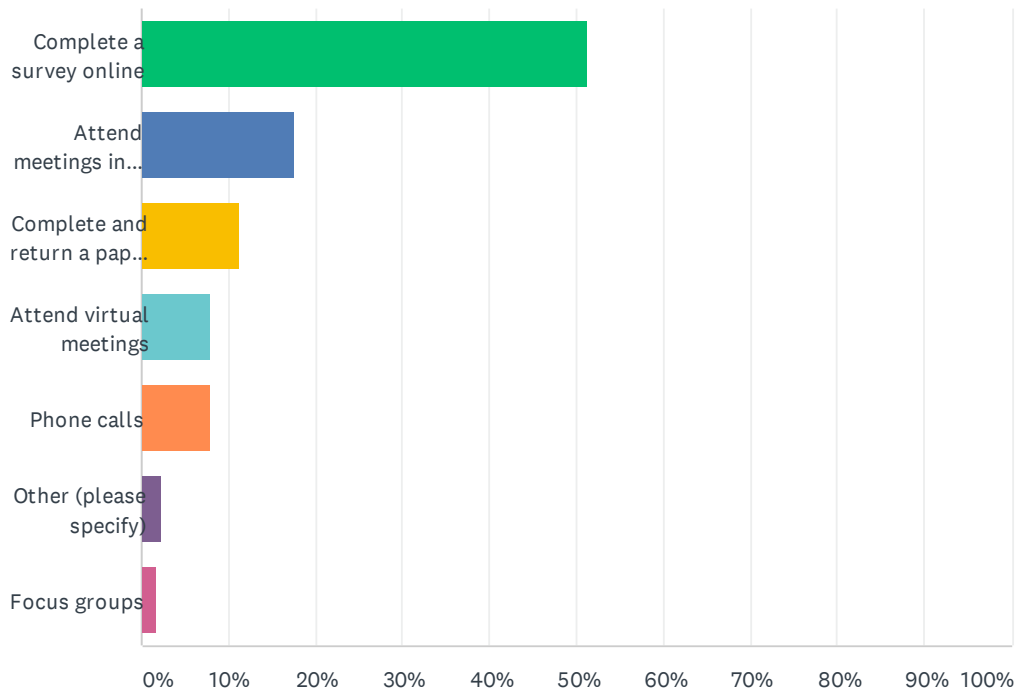
Answered: 101 Skipped: 68



ANSWER CHOICES	RESPONSES (%)	Count
More information about school issues to be addressed	55.45%	56
More information on how to become engaged	44.55%	45
Convenient meeting times	32.67%	33
More opportunities to share my opinion about school issues	30.69%	31
More encouragement from the school to become engaged	24.75%	25
Translation services	0.00%	0
Total Respondents: 101		

Q22 What is the best way for you to provide input regarding your child's school?

Answered: 125 Skipped: 44



ANSWER CHOICES	RESPONSES	
Complete a survey online	51.20%	64
Attend meetings in person	17.60%	22
Complete and return a paper survey	11.20%	14
Attend virtual meetings	8.00%	10
Phone calls	8.00%	10
Other (please specify)	2.40%	3
Focus groups	1.60%	2
TOTAL		125

Q23 What do you feel is working well at your child's school? (This is your chance to brag about your school and share what you like about it!)

Answered: 78 Skipped: 91

Q24 What do you feel is not working, difficult, and/or needs improvement at your child's school? (This is your chance to tell us what you would like to see changed.)

Answered: 64 Skipped: 105