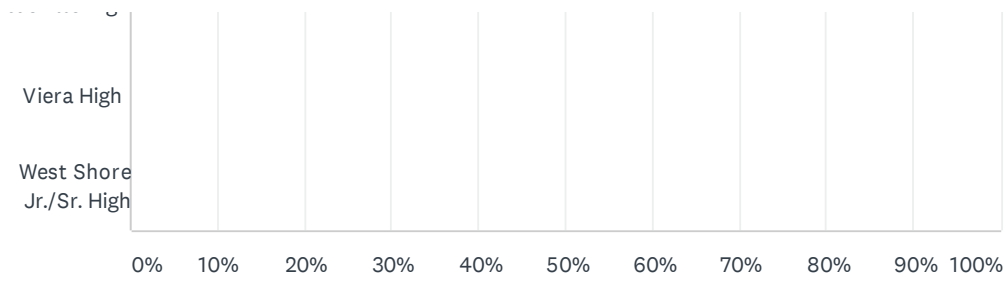


Q1 What school does your child attend?

Answered: 259 Skipped: 0



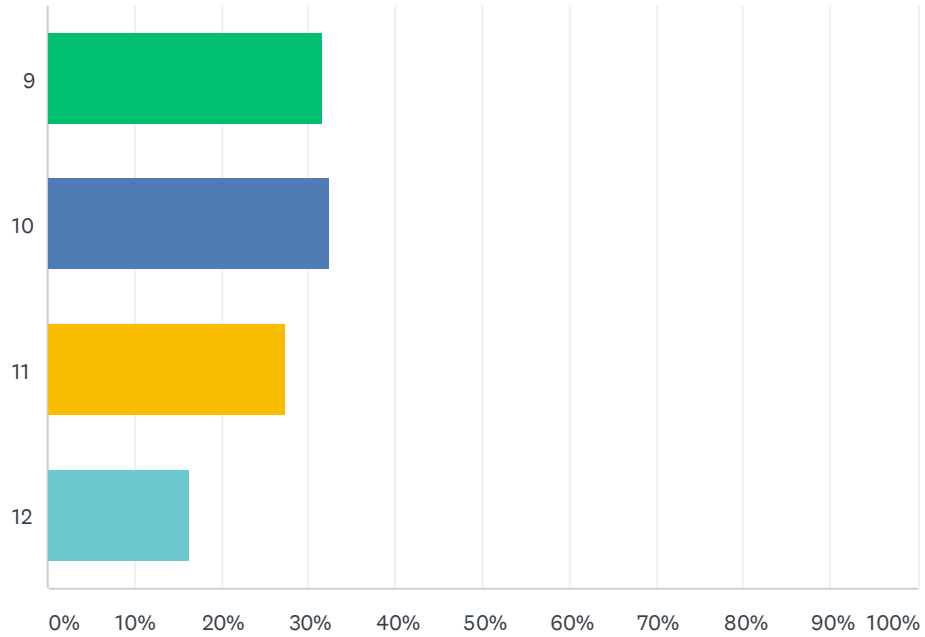
Brevard Public Schools High School Parent Survey 2020-2021



ANSWER CHOICES	RESPONSES	
Astronaut High	100.00%	259
Bayside High	0.00%	0
Brevard Virtual Instruction Program (BVIP)	0.00%	0
Cocoa Beach Jr./Sr. High	0.00%	0
Cocoa High	0.00%	0
Eau Gallie High	0.00%	0
Edgewood Jr./Sr. High	0.00%	0
Fieldston Preparatory School	0.00%	0
Heritage High	0.00%	0
Melbourne High	0.00%	0
Merritt Island High	0.00%	0
Pathways at Gardendale (North/Central Area Alternative Center)	0.00%	0
Palm Bay Magnet High	0.00%	0
Riverdale Country Day School	0.00%	0
Rockledge High	0.00%	0
Satellite High	0.00%	0
Pathways at Pine Grove (South Area Alternative Center)	0.00%	0
Space Coast Jr./Sr. High	0.00%	0
Titusville High	0.00%	0
Viera High	0.00%	0
West Shore Jr./Sr. High	0.00%	0
TOTAL		259

Q2 What is your child's current grade level?

Answered: 259 Skipped: 0

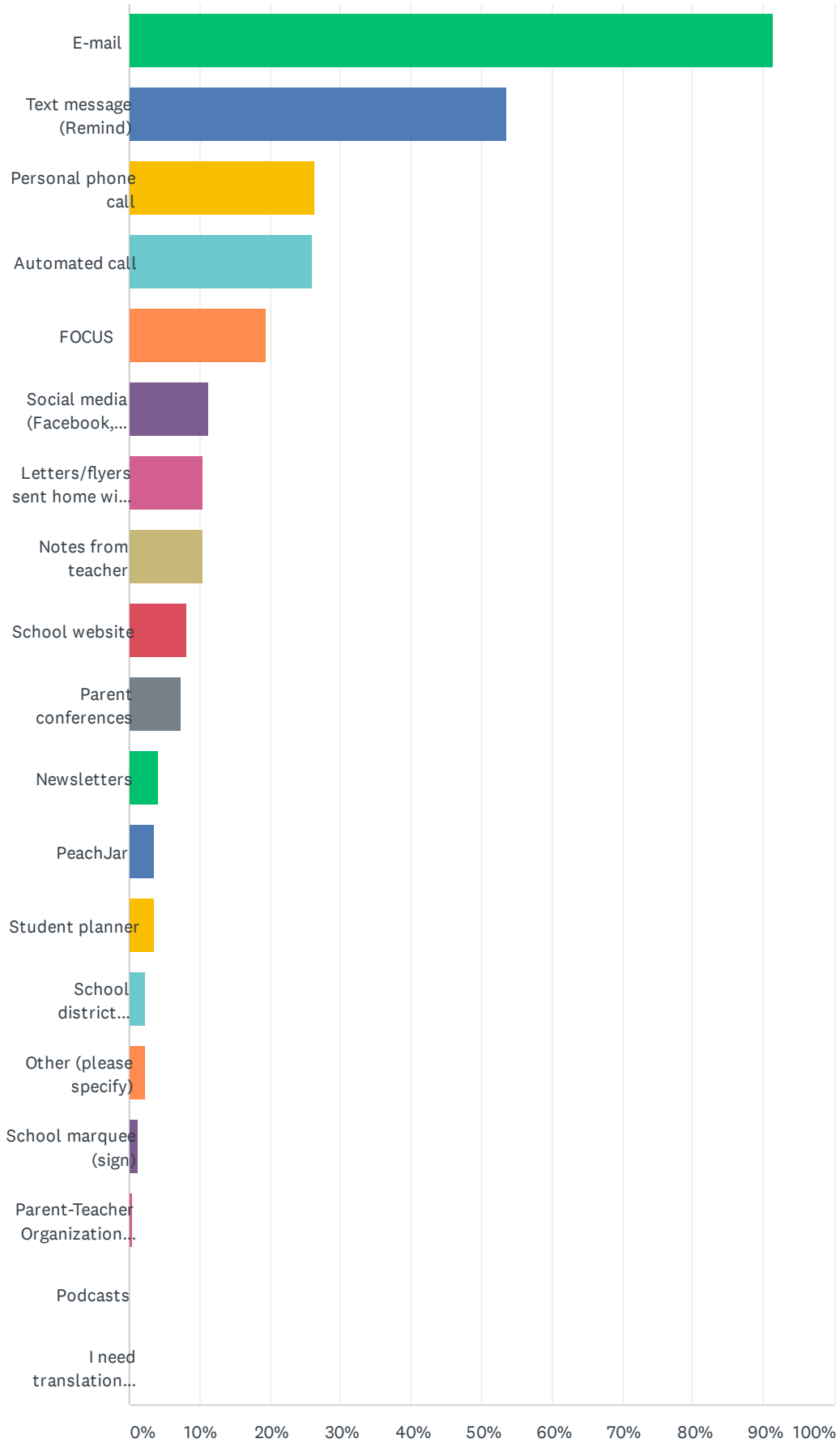


ANSWER CHOICES	RESPONSES	
9	31.66%	82
10	32.43%	84
11	27.41%	71
12	16.22%	42
Total Respondents: 259		

Q3 What is the best way for us to get important information regarding school events or your child's progress to you? (Check all that apply)

Answered: 258 Skipped: 1

Brevard Public Schools High School Parent Survey 2020-2021

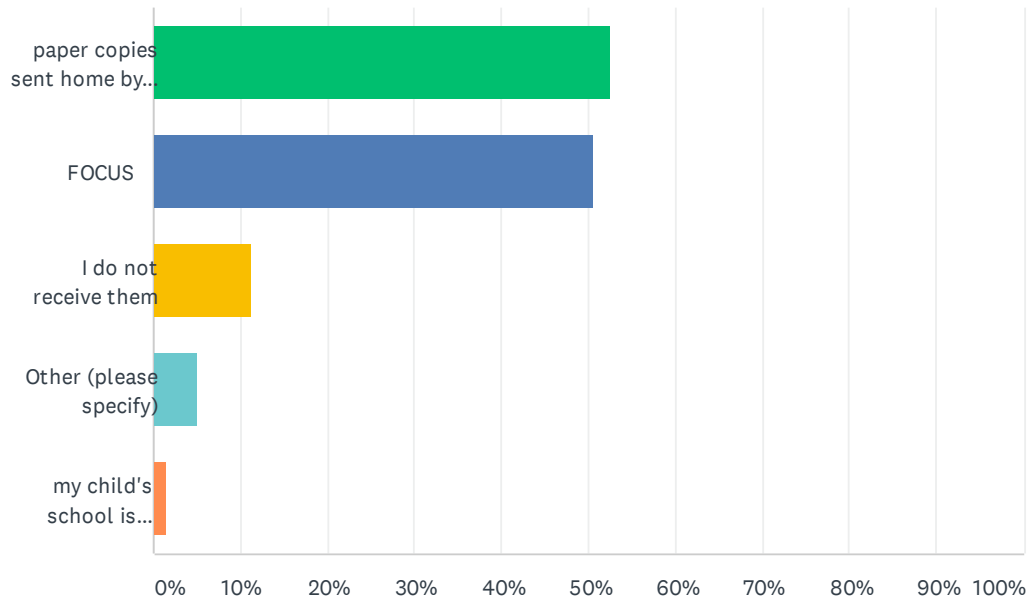


Brevard Public Schools High School Parent Survey 2020-2021

ANSWER CHOICES	RESPONSES	
E-mail	91.47%	236
Text message (Remind)	53.49%	138
Personal phone call	26.36%	68
Automated call	25.97%	67
FOCUS	19.38%	50
Social media (Facebook, Twitter)	11.24%	29
Letters/flyers sent home with students	10.47%	27
Notes from teacher	10.47%	27
School website	8.14%	21
Parent conferences	7.36%	19
Newsletters	4.26%	11
PeachJar	3.49%	9
Student planner	3.49%	9
School district website	2.33%	6
Other (please specify)	2.33%	6
School marquee (sign)	1.16%	3
Parent-Teacher Organization (PTO/PTA)	0.39%	1
Podcasts	0.00%	0
I need translation assistance	0.00%	0
Total Respondents: 258		

Q4 How do you receive interim reports and report cards?

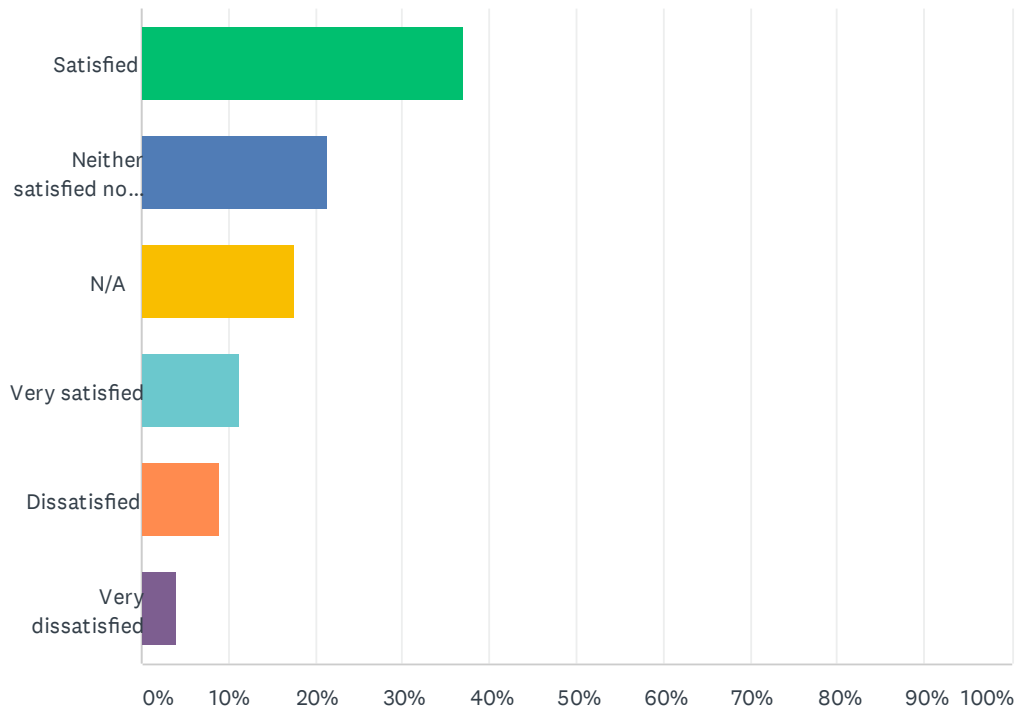
Answered: 257 Skipped: 2



ANSWER CHOICES	RESPONSES	
paper copies sent home by the school	52.53%	135
FOCUS	50.58%	130
I do not receive them	11.28%	29
Other (please specify)	5.06%	13
my child's school is paperless	1.56%	4
Total Respondents: 257		

Q5 Please rate your overall experience with Brevard Public School's eLearning program.

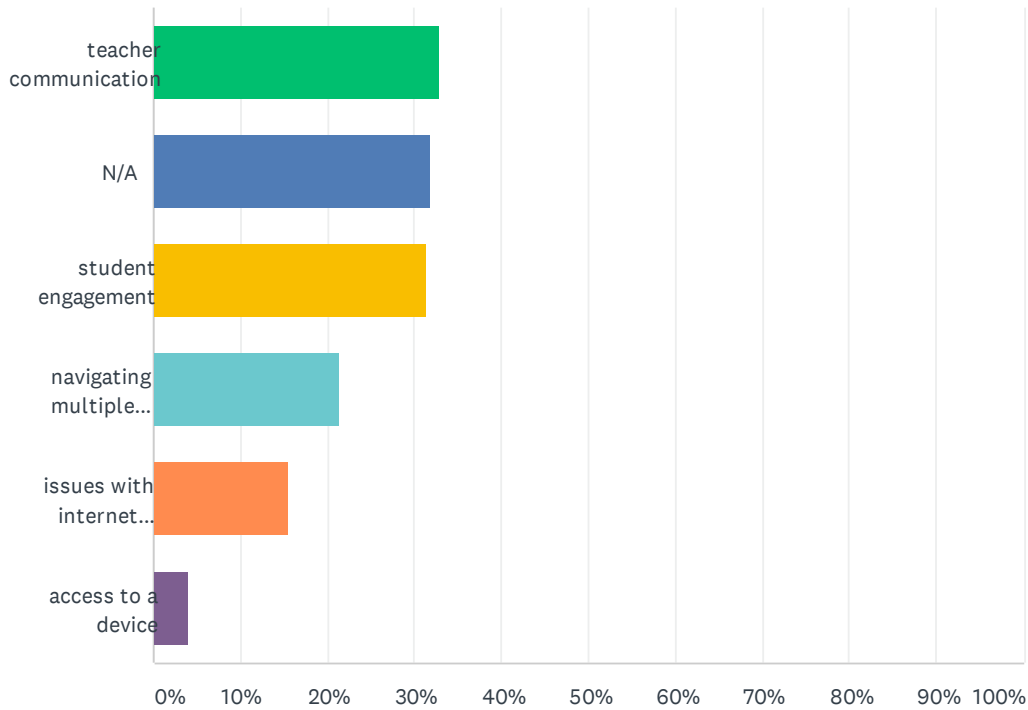
Answered: 257 Skipped: 2



ANSWER CHOICES	RESPONSES	
Satisfied	36.96%	95
Neither satisfied nor dissatisfied	21.40%	55
N/A	17.51%	45
Very satisfied	11.28%	29
Dissatisfied	8.95%	23
Very dissatisfied	3.89%	10
TOTAL		257

Q6 What has been the biggest challenge with the eLearning environment?

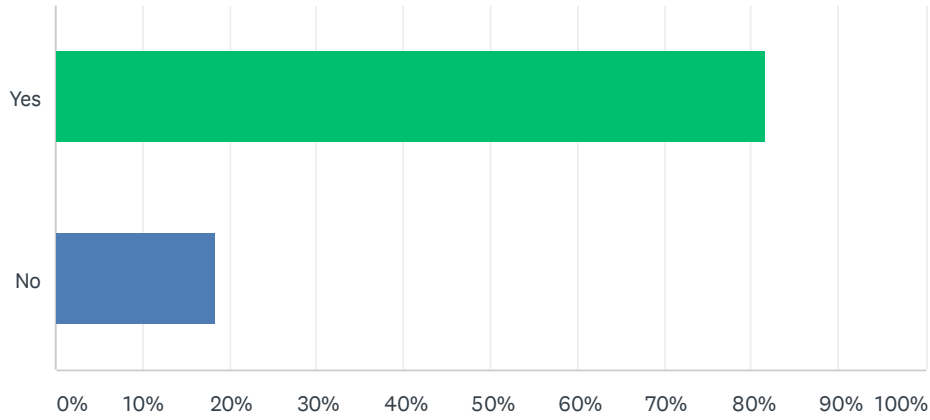
Answered: 252 Skipped: 7



ANSWER CHOICES	RESPONSES	
teacher communication	32.94%	83
N/A	31.75%	80
student engagement	31.35%	79
navigating multiple learning platforms (Google Classroom, FOCUS, etc)	21.43%	54
issues with internet connection	15.48%	39
access to a device	3.97%	10
Total Respondents: 252		

Q7 Do you feel welcome at your child's school?

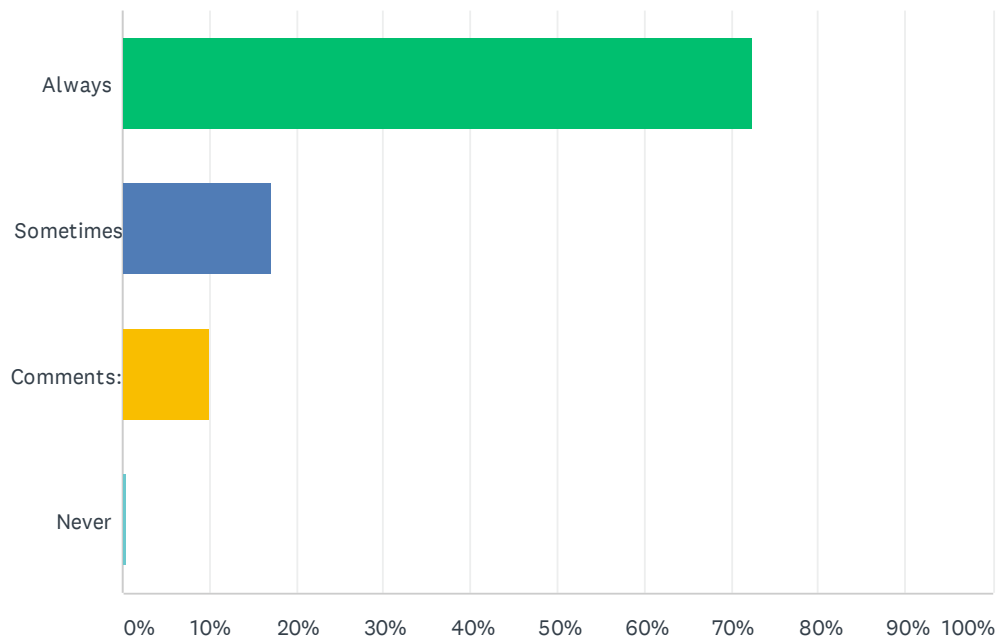
Answered: 238 Skipped: 21



ANSWER CHOICES	RESPONSES	
Yes	81.51%	194
No	18.49%	44
TOTAL		238

Q8 The office staff at my school is polite and is helpful in answering my questions or concerns.

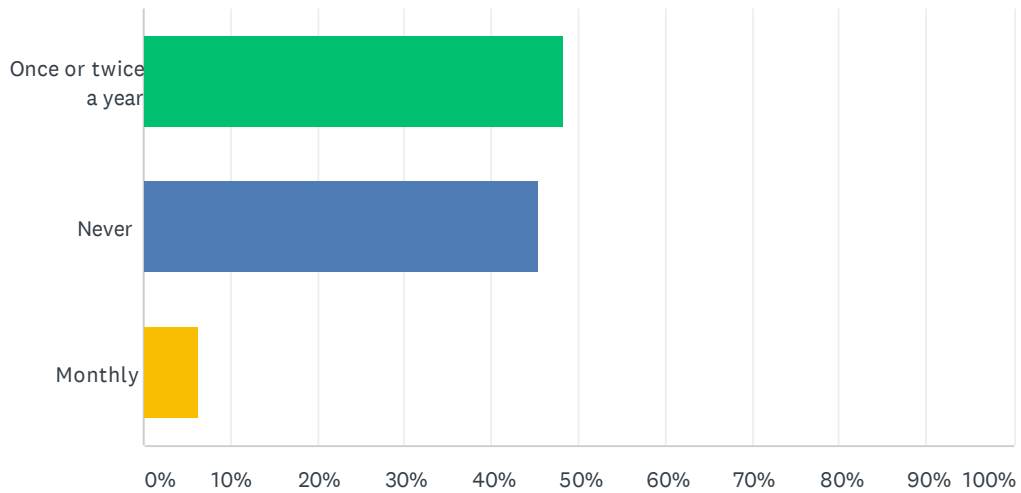
Answered: 239 Skipped: 20



ANSWER CHOICES	RESPONSES	
Always	72.38%	173
Sometimes	17.15%	41
Comments:	10.04%	24
Never	0.42%	1
TOTAL		239

Q9 In the past year, how often did you attend a parent meeting or event at your child's school that supported your child's academic success?

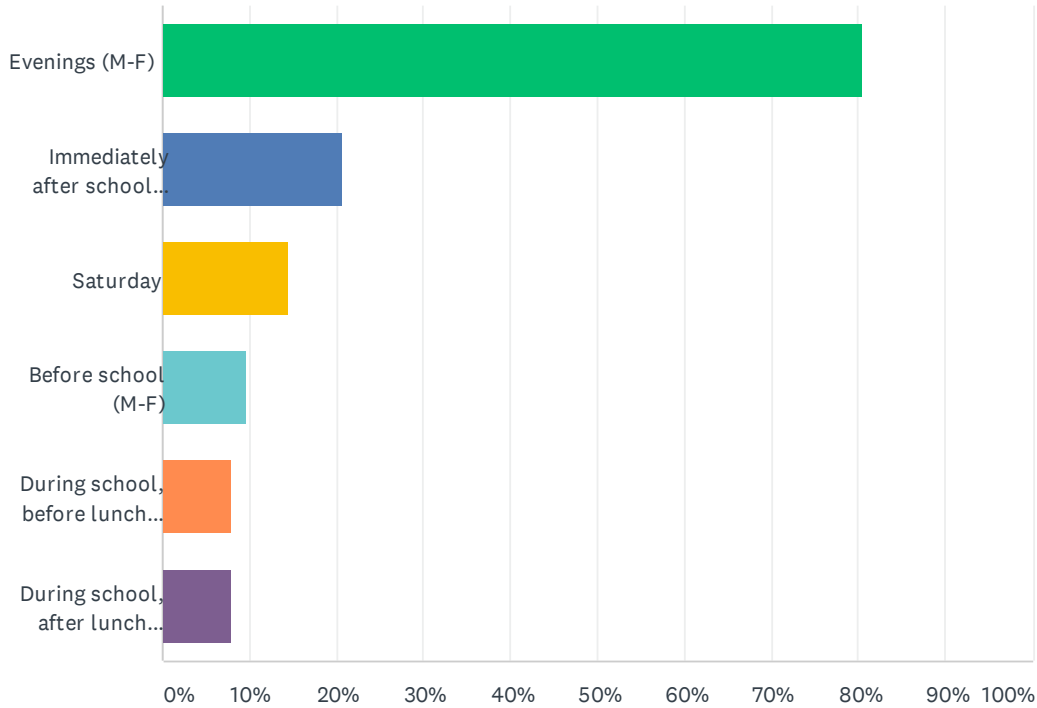
Answered: 238 Skipped: 21



ANSWER CHOICES	RESPONSES	
Once or twice a year	48.32%	115
Never	45.38%	108
Monthly	6.30%	15
TOTAL		238

Q10 When is the best time for you to attend a school event for families?

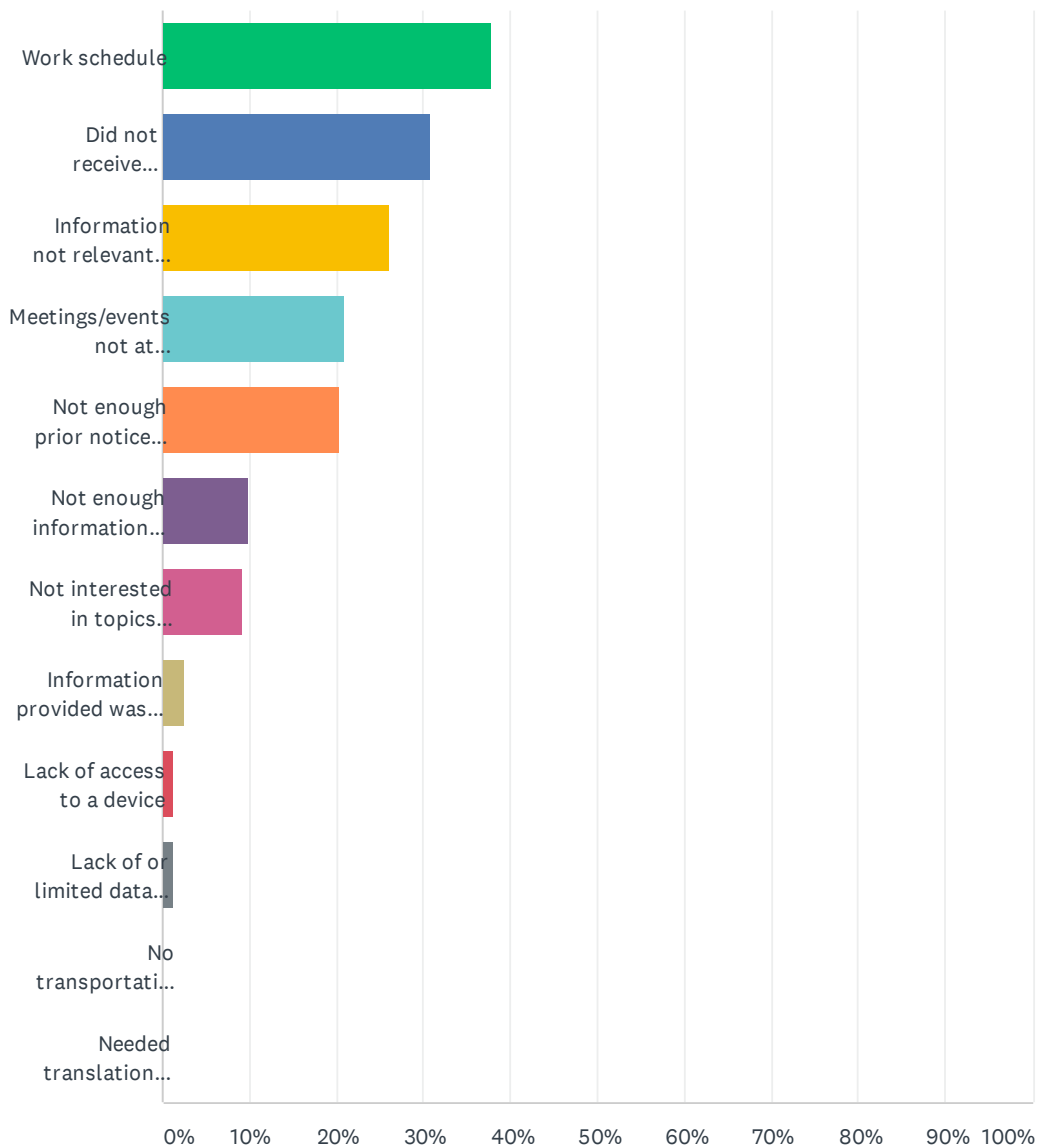
Answered: 237 Skipped: 22



ANSWER CHOICES	RESPONSES	
Evenings (M-F)	80.59%	191
Immediately after school (M-F)	20.68%	49
Saturday	14.35%	34
Before school (M-F)	9.70%	23
During school, before lunch (M-F)	8.02%	19
During school, after lunch (M-F)	8.02%	19
Total Respondents: 237		

Q11 If you have not attended informational meetings or academic events, please share why. (Check all that apply)

Answered: 153 Skipped: 106

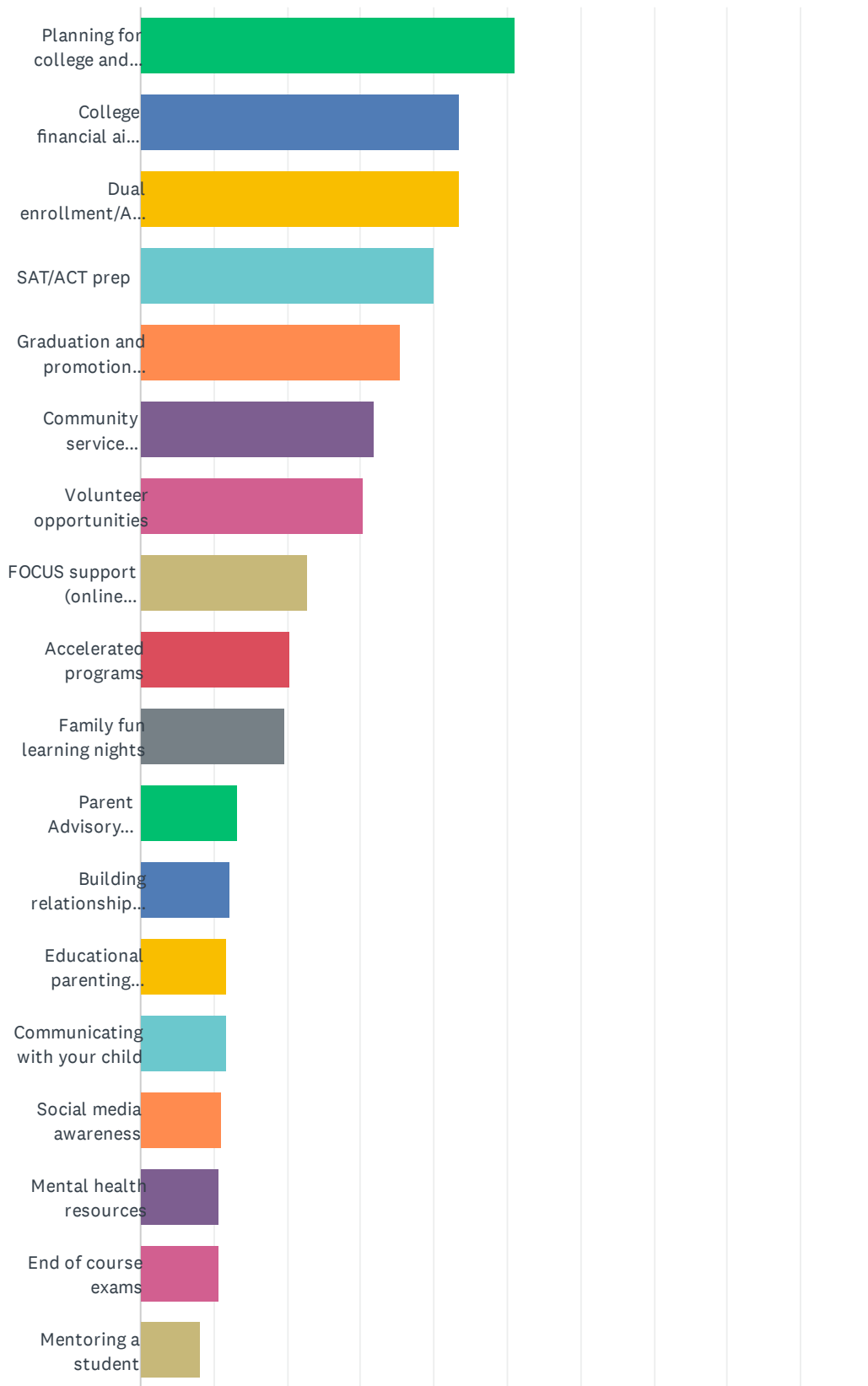


Brevard Public Schools High School Parent Survey 2020-2021

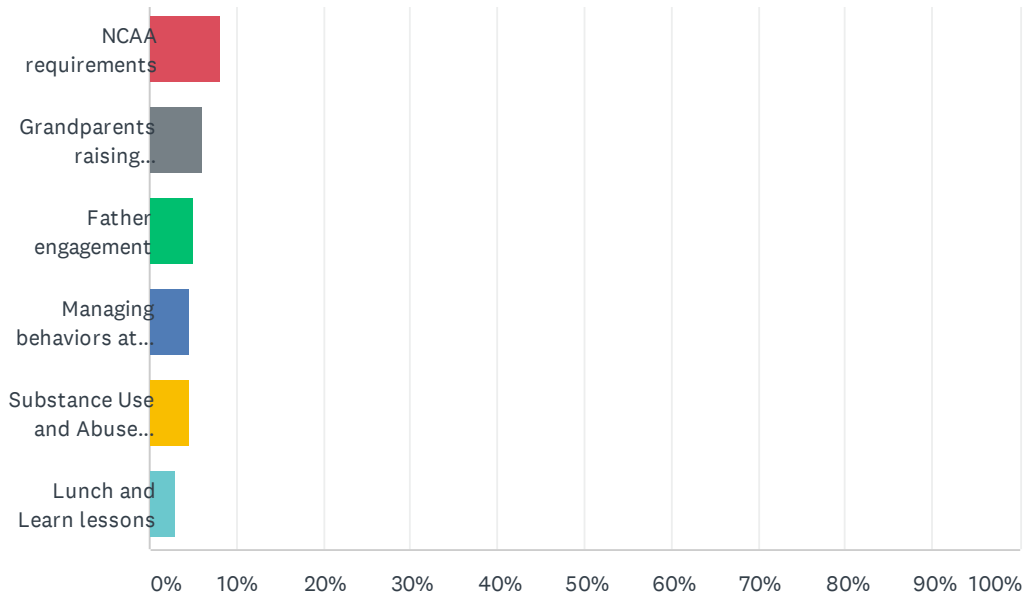
ANSWER CHOICES	RESPONSES	
Work schedule	37.91%	58
Did not receive information about meetings/events	30.72%	47
Information not relevant to me/my child	26.14%	40
Meetings/events not at convenient times	20.92%	32
Not enough prior notice provided	20.26%	31
Not enough information provided	9.80%	15
Not interested in topics presented	9.15%	14
Information provided was difficult to understand	2.61%	4
Lack of access to a device	1.31%	2
Lack of or limited data plan	1.31%	2
No transportation to get to meetings/events	0.00%	0
Needed translation services	0.00%	0
Total Respondents: 153		

Q12 Which of the following informational meetings and activities would you participate in or attend? (Check all that apply)

Answered: 198 Skipped: 61



Brevard Public Schools High School Parent Survey 2020-2021



Brevard Public Schools High School Parent Survey 2020-2021

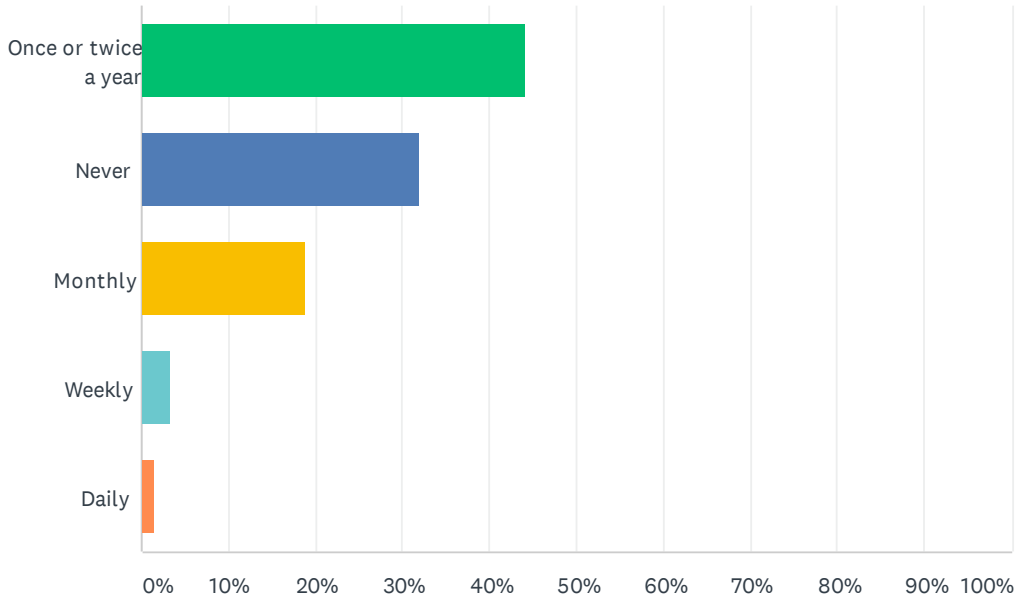
ANSWER CHOICES	RESPONSES	
Planning for college and career	51.01%	101
College financial aid (FASFA/Bright Futures/scholarships)	43.43%	86
Dual enrollment/Advanced Placement courses	43.43%	86
SAT/ACT prep	39.90%	79
Graduation and promotion guidelines	35.35%	70
Community service projects with staff/students	31.82%	63
Volunteer opportunities	30.30%	60
FOCUS support (online gradebook, absences, teacher webpages)	22.73%	45
Accelerated programs	20.20%	40
Family fun learning nights	19.70%	39
Parent Advisory Council/School Advisory Council (SAC)/Parent Teacher Organization (PTO)	13.13%	26
Building relationships with your child	12.12%	24
Educational parenting workshops/classes	11.62%	23
Communicating with your child	11.62%	23
Social media awareness	11.11%	22
Mental health resources	10.61%	21
End of course exams	10.61%	21
Mentoring a student	8.08%	16
NCAA requirements	8.08%	16
Grandparents raising grandchildren	6.06%	12
Father engagement	5.05%	10
Managing behaviors at home	4.55%	9
Substance Use and Abuse (alcohol, street drugs, vaping, prescription drugs)	4.55%	9
Lunch and Learn lessons	3.03%	6
Total Respondents: 198		

Q13 In what ways can family engagement be strengthened at your child's school?

Answered: 95 Skipped: 164

Q14 How often do you communicate with your child's teachers?

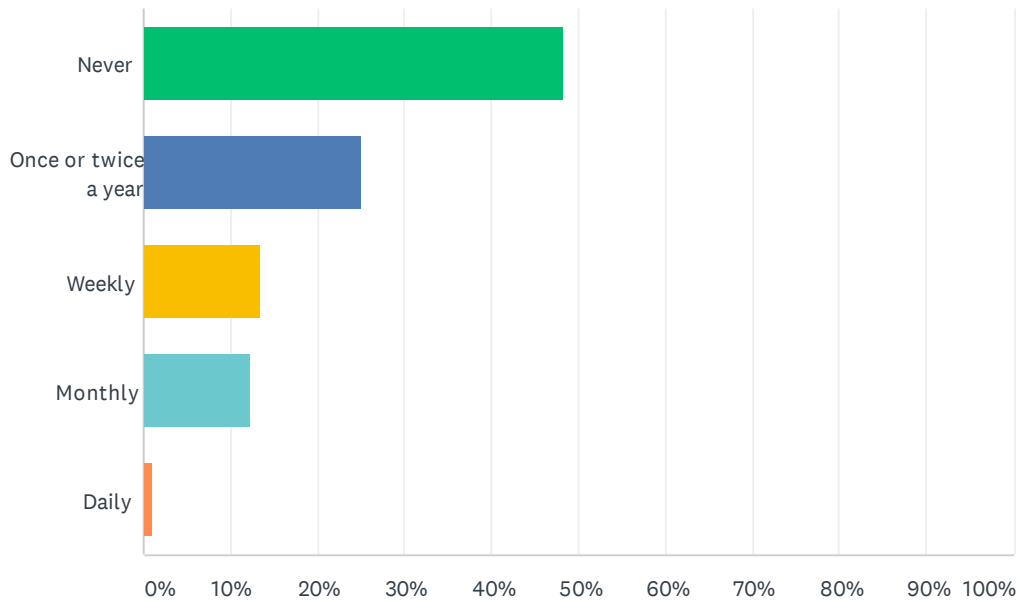
Answered: 206 Skipped: 53



ANSWER CHOICES	RESPONSES	
Once or twice a year	44.17%	91
Never	32.04%	66
Monthly	18.93%	39
Weekly	3.40%	7
Daily	1.46%	3
TOTAL		206

Q15 How often do your child's teachers communicate with you about your child's progress?

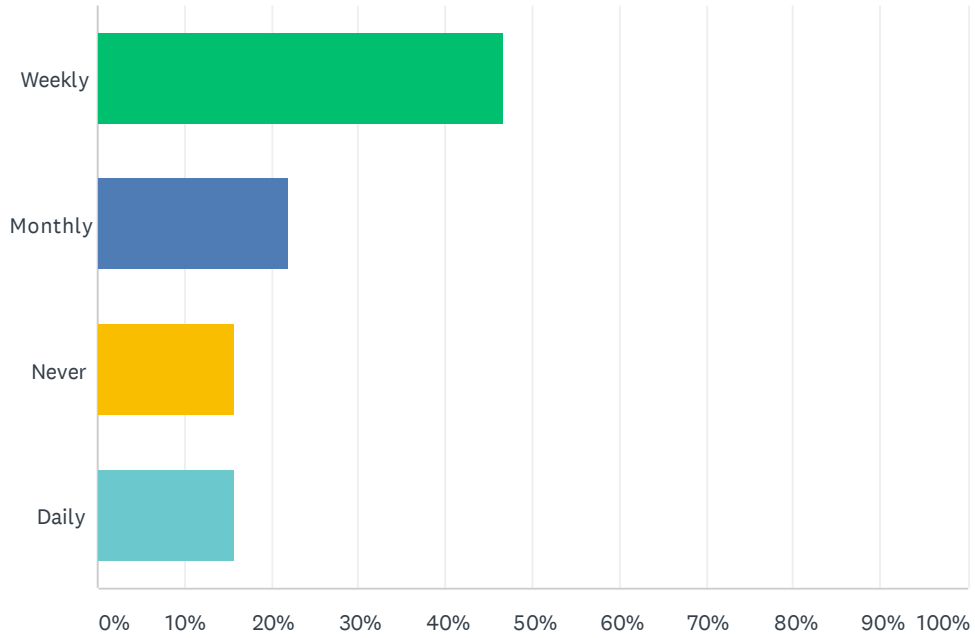
Answered: 203 Skipped: 56



ANSWER CHOICES	RESPONSES	
Never	48.28%	98
Once or twice a year	25.12%	51
Weekly	13.30%	27
Monthly	12.32%	25
Daily	0.99%	2
TOTAL		203

Q16 How often do you access your child's grades and attendance information through FOCUS?

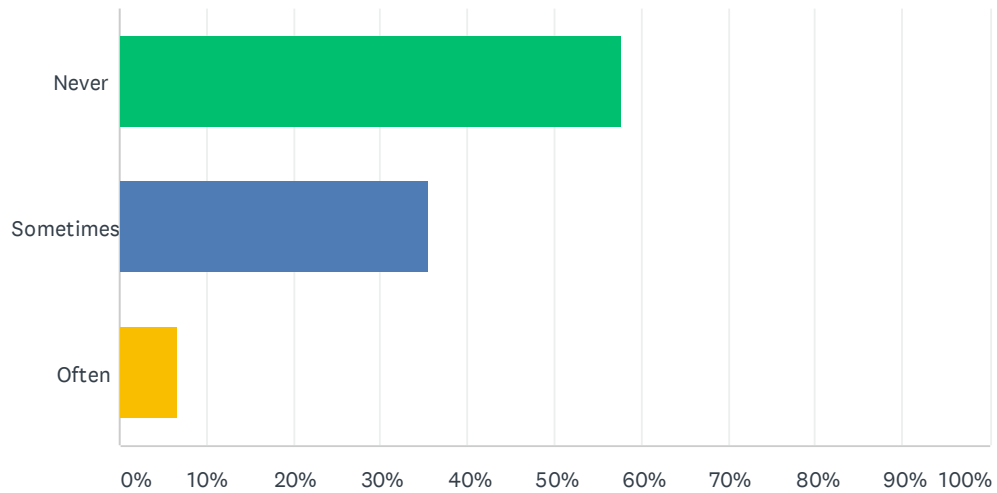
Answered: 210 Skipped: 49



ANSWER CHOICES	RESPONSES	
Weekly	46.67%	98
Monthly	21.90%	46
Never	15.71%	33
Daily	15.71%	33
TOTAL		210

Q17 How often does your child's school or teachers provide you with information about ways you can help your child's learning at home?

Answered: 211 Skipped: 48



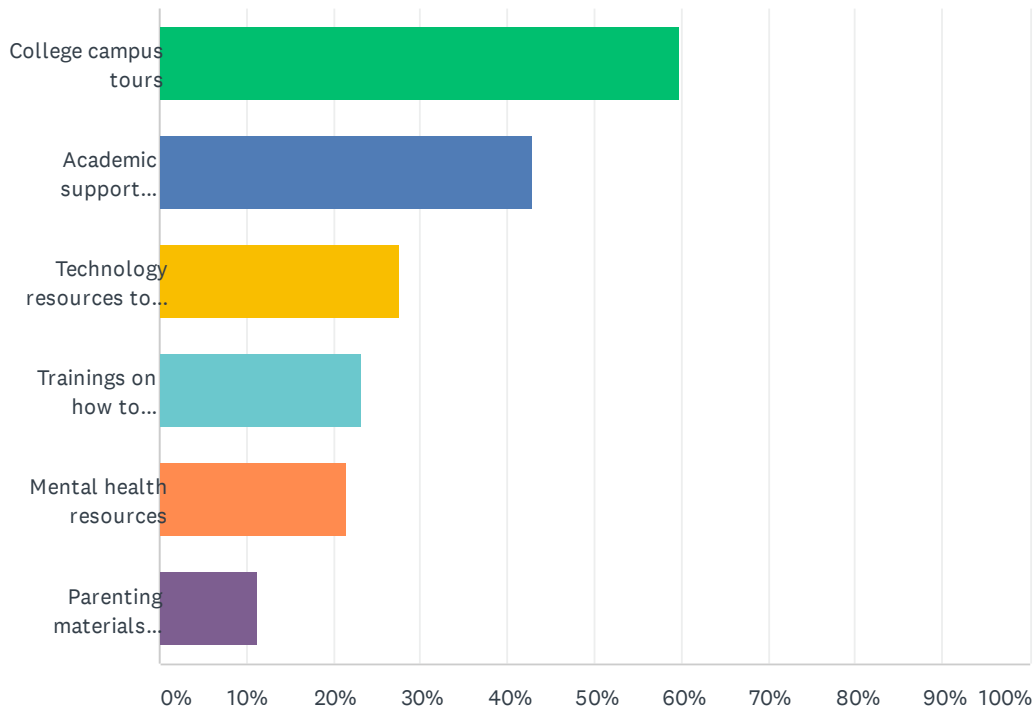
ANSWER CHOICES	RESPONSES	
Never	57.82%	122
Sometimes	35.55%	75
Often	6.64%	14
TOTAL		211

Q18 What can we do to support you to ensure your child graduates and receives a high school diploma?

Answered: 109 Skipped: 150

Q19 What types of family engagement resources would you use if they were provided at your school?

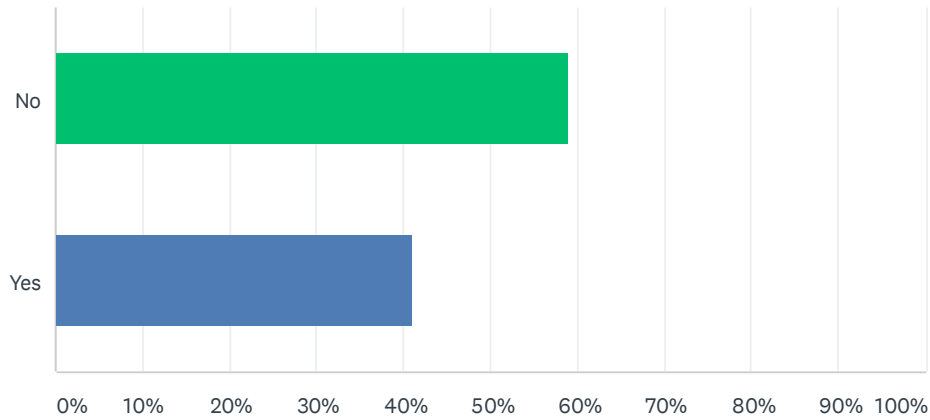
Answered: 177 Skipped: 82



ANSWER CHOICES	RESPONSES	
College campus tours	59.89%	106
Academic support materials for families to use at home	42.94%	76
Technology resources to support learning at home	27.68%	49
Trainings on how to participate in school decision-making committees	23.16%	41
Mental health resources	21.47%	38
Parenting materials (books and articles for check out)	11.30%	20
Total Respondents: 177		

Q20 Have you been given opportunities to provide input and feedback into school decisions (school improvement, Title I services, event planning, discipline)?

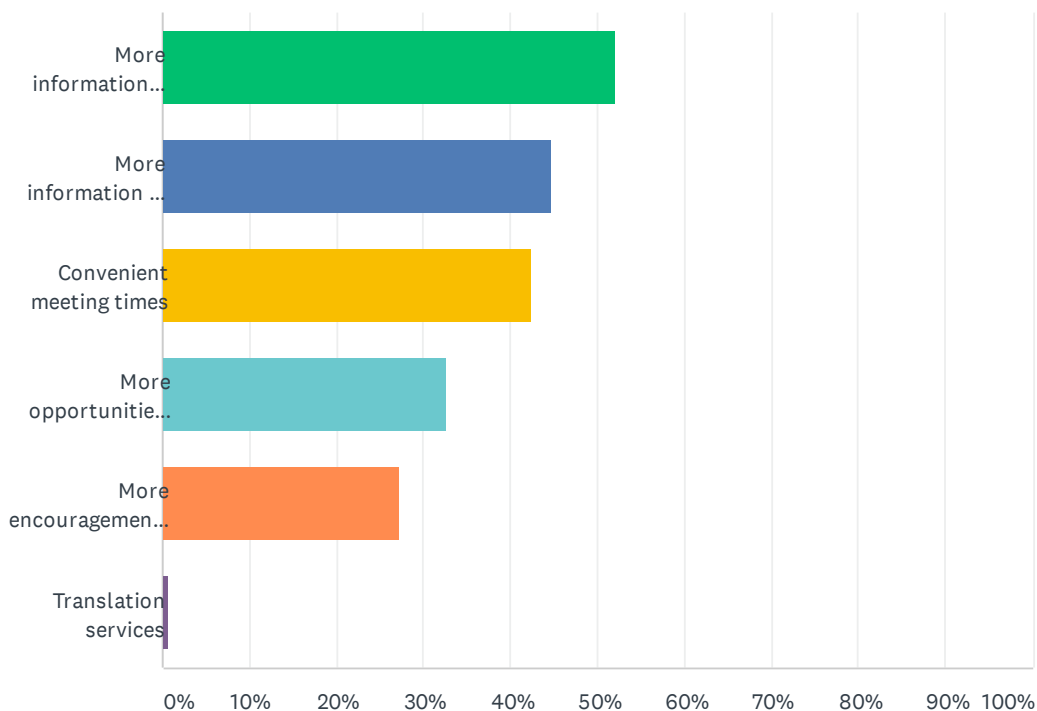
Answered: 205 Skipped: 54



ANSWER CHOICES	RESPONSES
No	59.02% 121
Yes	40.98% 84
TOTAL	205

Q21 How could your school assist you in playing a more active role in school decision-making?

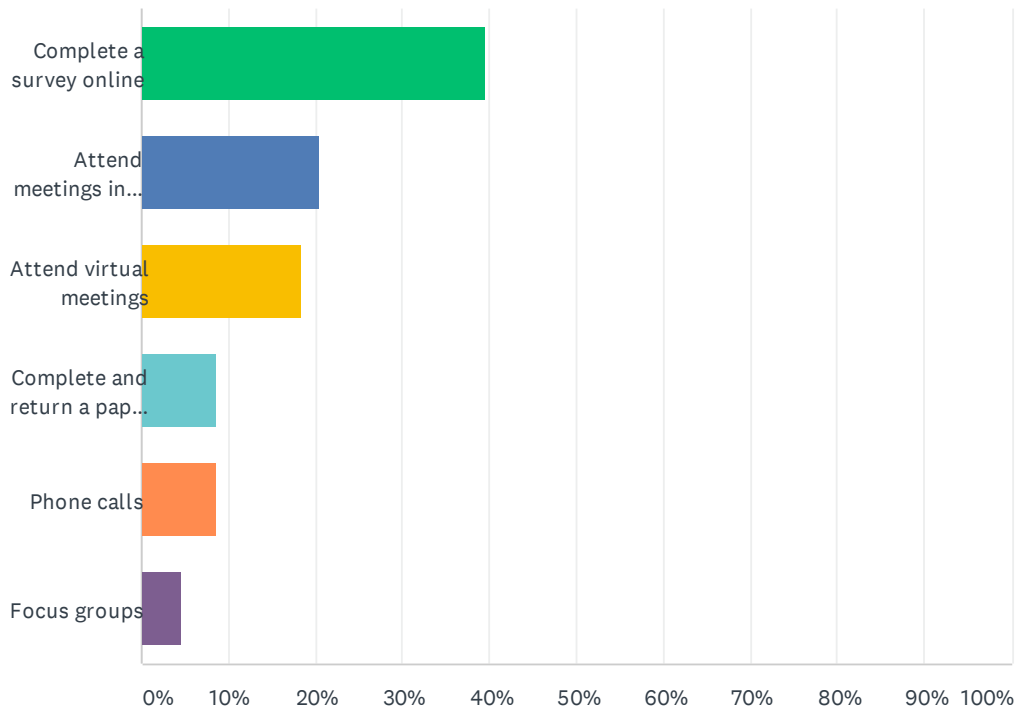
Answered: 165 Skipped: 94



ANSWER CHOICES	RESPONSES	
More information about school issues to be addressed	52.12%	86
More information on how to become engaged	44.85%	74
Convenient meeting times	42.42%	70
More opportunities to share my opinion about school issues	32.73%	54
More encouragement from the school to become engaged	27.27%	45
Translation services	0.61%	1
Total Respondents: 165		

Q22 What is the best way for you to provide input regarding your child's school?

Answered: 200 Skipped: 59



ANSWER CHOICES	RESPONSES	
Complete a survey online	39.50%	79
Attend meetings in person	20.50%	41
Attend virtual meetings	18.50%	37
Complete and return a paper survey	8.50%	17
Phone calls	8.50%	17
Focus groups	4.50%	9
TOTAL		200

Q23 What do you feel is working well at your child's school? (This is your chance to brag about your school and share what you like about it!)

Answered: 101 Skipped: 158

Q24 What do you feel is not working, difficult, and/or needs improvement at your child's school? (This is your chance to tell us what you would like to see change.)

Answered: 108 Skipped: 151